




Teca





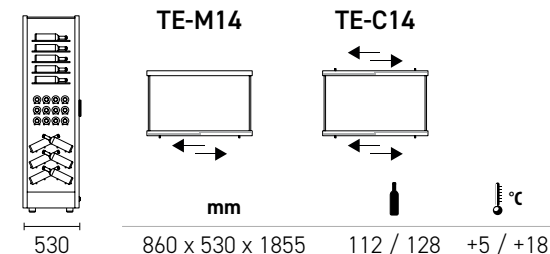
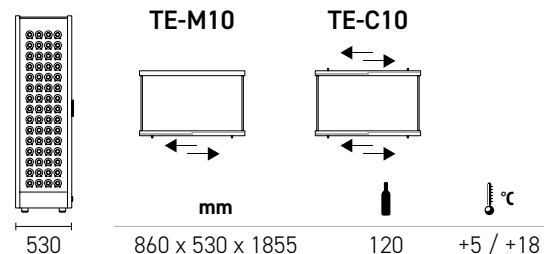
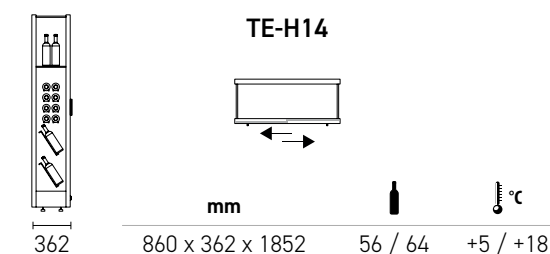
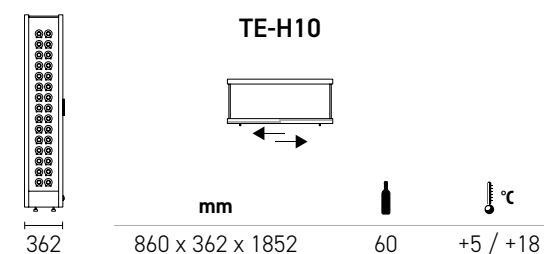

Q



# Teca

La Teca si presenta sobria ed elegante, volutamente minimalista ed essenziale. L'ampia superficie vetrata mette in risalto l'originale esposizione orizzontale delle bottiglie, creando una suggestiva scenografia. L'impianto di refrigerazione non altera gli equilibri estetici, si integra in modo discreto e, come per magia, assume la forma di un elegante portabottiglie. La Teca è la punta di diamante della collezione Wine living diventata icona del brand Expo nel mondo.

*Teca is sober and elegant, deliberately minimalistic and essential. Its broad glass surface emphasizes the original horizontal bottle display, creating a suggestive scene. The refrigeration system does not alter its aesthetic balance, it integrates discreetly and – with a touch of magic – turns into an elegant bottle holder. Teca is the most valued asset of the Wine Living collection, an Expo brand global icon.*



## COLORS


RAL 9010 - RAL 9005 - V01 - V02 - M01 - D01 - DF01 - DF02 - DV01 - DV02 - RAL



# Teca

La Teca ha una struttura in alluminio rivestita da una cornice in legno realizzabile con finiture e colori diversi. Questa scelta costruttiva permette di sostituire con semplicità sia le parti in vetro che la cornice in legno.

La Teca è disponibile nella versione a profondità ridotta (H) con condensatore statico installato nella parte posteriore e nella versione standard (M / C) dove è installato l'innovativo sistema di refrigerazione centrale basato sul posizionamento della serpentina di raffreddamento al centro della vetrina. Questo sistema consente la costruzione della vetrina centrale (C) con porte scorrevoli su entrambi i lati.



*Teca features a wooden-clad aluminum structure that comes in different colors and finishes. This design choice allows for easy replacement both of glass parts and the wood frame. Teca is available with reduced depth (H) with static condenser installed in the back, and standard depth (M / C) equipped with the innovative central refrigeration system with the cooling coil in the middle of the cabinet. This system makes it possible to have a central (C) system with sliding doors on both sides.*

La Teca è composta da due elementi distinti che sono codificati e quotati separatamente:

- Vetrina con struttura in alluminio
- Cornice di finitura in legno/MDF

La cornice frontale viene applicata con bottoni a pressione pertanto la sostituzione è semplice ed immediata.

*Teca is made of two separate elements and references:*

- *Unit with aluminium structure*
- *MDF/wood decorative frame.*

*The frame is mounted with a snap-on button system and therefore easy to replace.*

**I modelli TE-H10 e TE-H14 devono essere fissati alla parete utilizzando le staffe in dotazione.**

***The TE-H10, TE-H14 models must be fixed to the wall with the provided brackets.***

## CARATTERISTICHE TECNICHE

*Specifications*

Struttura in alluminio	<i>Aluminium structure</i>
Cornice in MDF	<i>MDF frame</i>
Porte scorrevoli, fianchi e top con vetrocamera - protezione UV	<i>Sliding doors, sides and top in double glass – anti-UV protection</i>
Serratura con chiave	<i>Lock with key</i>
Interni in alluminio	<i>Aluminium interior</i>
Illuminazione a LED bianco caldo	<i>Cold white daylight LED</i>
(3000 K - 60 led/mt - 1,2 W / mt - 130 lumen / mt - 12V)	<i>(3000 K - 60 led/mt - 1,2 W / mt - 130 lumen / mt - 12V)</i>
Refrigerazione statica e ventilata	<i>Static and ventilated refrigeration</i>
Termoregolatore digitale	<i>Digital temperature controller</i>
Sbrinamento automatico	<i>Automatic defrosting</i>
Sistema antivibrazione	<i>Anti-vibration system</i>
Filtro a carboni attivi ricaricabile	<i>Rechargeable active carbon filter</i>
Compressore ad inverter	<i>Inverter compressor</i>

## CONFIGURATORE ONLINE

*Online builder*



Nell'area “Configuratori” del sito [www.exposrl.com](http://www.exposrl.com) è disponibile uno strumento di visualizzazione che permette di vedere la Teca Vino da ogni prospettiva e scegliere tipologia e colore della Cornice.























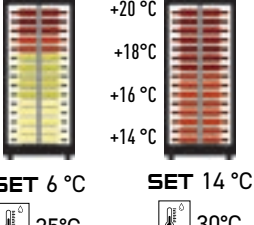
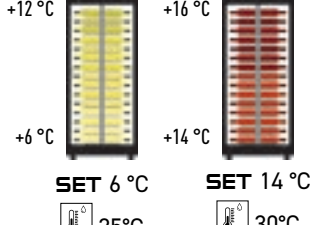






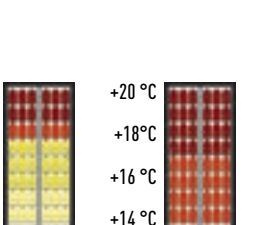
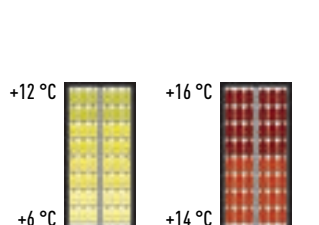



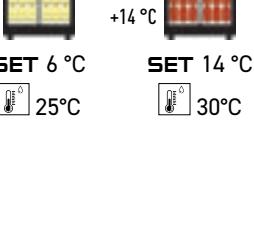
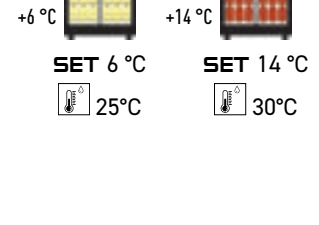
*The “Configurator” section of the website [www.exposrl.com](http://www.exposrl.com) features a viewing tool that lets you see the Teca Vino from every perspective and choose the type and finish among the available frames.*

## OPTIONAL DISPONIBILI SU TUTTI I MODELLI

*Options available on all models*

(Pag. 102)


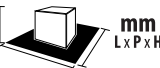




















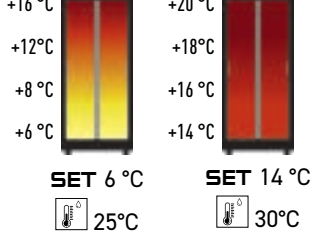
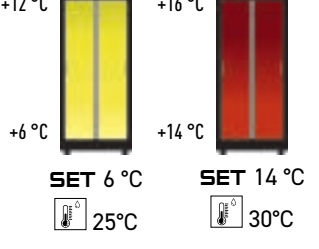



OPT-RGB • OPT-CBD • OPT-TCR • OPT-RGB-CX • OPT-CBD-CX • OPT-ABK

CODE					Class									
														
 TE-H10 <sup>C</sup>	860 x 362 x 1852		60	293	SN-N	120	289	R 600 a		37	97	1,7		
	1000 x 800 x 2060		H 370 Ø 93		230 50-60Hz			52						
 TE-M10 <sup>C</sup>	860 x 530 x 1855		120	540	SN-N	120	468	R 600 a		39	107	1,7		
	1000 x 800 x 2060		H 370 Ø 90		230 50-60Hz			85			132			
 TE-C10 <sup>C</sup>	860 x 530 x 1855		120	570	SN-N	120	514	R 600 a		39	120	1,7		
	1000 x 800 x 2060		H 370 Ø 90		230 50-60Hz			85			145			
 TE-M12 <sup>C</sup>	860 x 530 x 1855		112	540	SN-N	120	468	R 600 a		39	107	1,7		
	1000 x 800 x 2060		H 350 Ø 95		230 50-60Hz			85			132			
 TE-C12 <sup>C</sup>	860 x 530 x 1855		112	570	SN-N	120	514	R 600 a		39	120	1,7		
	1000 x 800 x 2060		H 350 Ø 95		230 50-60Hz			85			145			

C. Cornice esclusa - Frame not included


Le temperature riportate sono indicative e possono variare di (+ -) 2 °C.  
Reported temperatures are approximate and may vary by (+ -) 2 °C.

Teca

CODE					Class									
														
	TE-H14 <small>C S</small>	860 x 362 x 1852		293	SN-N	120	289	R 600 a		37	97	1,7		
		1000 x 800 x 2060			230 50-60Hz			52			105			
	TE-M14 <small>C S</small>	860 x 530 x 1855		540	SN-N	120	468	R 600 a		39	103	1,7		
		1000 x 800 x 2060			230 50-60Hz			85			128			
	TE-C14 <small>C S</small>	860 x 530 x 1855		570	SN-N	120	514	R 600 a		39	116	1,7		
		1000 x 800 x 2060			230 50-60Hz			85			141			








**C.** Cornice esclusa · *Frame not included*

**S.** Senza allestimento interno · *Without inside fittings*

**OPT14** - Pag. 103 

Le temperature riportate sono indicative e possono variare di (+ -) 2 °C.  
Reported temperatures are approximate and may vary by (+ -) 2 °C.

CORNICI TECA

CODE	€	€	€	€	Dune		€
							
 T1-H-*	●	●	●	●	●	●	●
T1-M-*	●	●	●	●	●	●	●
T1-C-*	●	●	●	●	●	●	●

\* I colori RAL vengono realizzati su supporto di MDF in finitura opaca 20 gloss.  
\* RAL colours are made on MDF 20-gloss matte finish.



# COLORS

## HPL laminato alta pressione • *High pressure laminate*




<b>L01</b> HPL grezzo <i>raw HPL</i>	<b>L10</b> bianco opaco <i>matte white</i>	<b>L11</b> nero opaco <i>matte black</i>	<b>L20</b> castagno <i>chestnut</i>	<b>L21</b> Teak Roble <i>Teak Roble</i>	<b>L22</b> wengé loft <i>loft wenge</i>	<b>L23</b> larice cenere <i>ash larch</i>	<b>L30</b> nero materico <i>textured black</i>	<b>L40</b> cemento tortora <i>dove concrete</i>	<b>L42</b> corten <i>corten</i>
--	--	--	---	---	---	---	--	---	---------------------------------------




<b>L50</b> acciaio satinato <i>brushed steel</i>	<b>L53</b> nero satinato <i>satin black</i>	<b>L60</b> nero lucido <i>glossy black</i>
--	---	--

## MDF      Ayous      Leaf finish      Verniciatura a liquido • *Liquid paint finish*




<b>M01</b> MDF non verniciato <i>no finish MDF</i>	<b>A01</b> ayous non verniciato <i>no finish ayous</i>	<b>F01</b> foglia oro <i>gold leaf</i>	<b>F02</b> foglia argento <i>silver leaf</i>	<b>RAL 9010</b> bianco opaco <i>matte white</i>	<b>RAL 9005</b> nero opaco <i>matte black</i>	<b>V01</b> verniciato oro <i>gold paint</i>	<b>V02</b> verniciato argento <i>silver paint</i>	<b>RAL</b> opaco 20 gloss <i>matte 20 gloss</i>
--	--	--	--	---	---	---	---	---

## Dune      Verniciatura a liquido • *Liquid paint finish*



<b>D01</b> Dune non verniciato <i>no finish Dune</i>	<b>DF01</b> foglia oro <i>gold leaf</i>	<b>DF02</b> foglia argento <i>silver leaf</i>	<b>DRAL 9010</b> bianco opaco (20 gloss) <i>matte white (20 gloss)</i>	<b>DRAL 9005</b> nero opaco (20 gloss) <i>matte black (20 gloss)</i>	<b>DV01</b> verniciato oro <i>gold paint</i>	<b>DV02</b> verniciato argento <i>silver paint</i>	<b>DRAL</b> opaco 20 gloss <i>matte 20 gloss</i>
--	---	---	--	--	--	--	--

## Classica      Verniciatura a liquido • *Liquid paint finish*




<b>C01</b> non verniciata <i>no finish Classic</i>	<b>CF01</b> foglia oro <i>gold leaf</i>	<b>CF02</b> foglia argento <i>silver leaf</i>	<b>CRAL 9010</b> bianco opaco (20 gloss) <i>matte white (20 gloss)</i>	<b>CRAL 9005</b> nero opaco (20 gloss) <i>matte black (20 gloss)</i>	<b>CV01</b> verniciato oro <i>gold paint</i>	<b>CV02</b> verniciato argento <i>silver paint</i>	<b>CRAL</b> opaco 20 gloss <i>matte 20 gloss</i>
--	---	---	--	--	--	--	--

## Ecopelle • *Faux leather*



<b>E10</b> ecopelle bianca <i>white faux leather</i>	<b>E11</b> ecopelle nera <i>black faux leather</i>	<b>E12</b> ecopelle grigia <i>grey faux leather</i>	<b>E13</b> ecopelle rossa <i>red faux leather</i>	<b>E39</b> ecopelle pitone rosso <i>red python faux leather</i>	<b>E40</b> ecopelle rettile nera <i>black faux reptile leather</i>	<b>E41</b> ecopelle rettile blu <i>blue faux reptile leather</i>	<b>E50</b> ecopelle intrecciata tabacco <i>tobacco woven faux leather</i>
--	--	---	---	---	--	--	---

## Sughero • *Cork*



<b>E30</b> sughero rete <i>cork mesh</i>	<b>E31</b> sughero spina di pesce <i>cork herringbone</i>
--	---

## Nobilitato



<b>N10</b> grigio <i>grey</i>
-------------------------------------

## Colorazioni speciali RAL • *Special RAL colors*



<b>RAL 1001</b> BEIGE	<b>RAL 1002</b> SAND YELLOW	<b>RAL 1003</b> SIGNAL YELLOW	<b>RAL 1006</b> MAIZE YELLOW	<b>RAL 1007</b> DAFFODIL YELLOW	<b>RAL 1011</b> BROWN BEIGE	<b>RAL 1014</b> IVORY	<b>RAL 1015</b> LIGHT IVORY	<b>RAL1019</b> GREY BEIGE	<b>RAL 1024</b> OCHRE YELLOW
--------------------------	--------------------------------	----------------------------------	---------------------------------	------------------------------------	--------------------------------	--------------------------	--------------------------------	------------------------------	---------------------------------



<b>RAL 1034</b> PASTEL YELLOW	<b>RAL 2000</b> YELLOW ORANGE	<b>RAL 2003</b> PASTEL ORANGE	<b>RAL 2010</b> SIGNAL ORANGE	<b>RAL 3004</b> PURPLE RED	<b>RAL 3005</b> WINE RED	<b>RAL 3007</b> BLACH RED	<b>RAL 3009</b> OXIDE RED	<b>RAL 3012</b> BEIGE RED	<b>RAL 3017</b> ROSE
----------------------------------	----------------------------------	----------------------------------	----------------------------------	-------------------------------	-----------------------------	------------------------------	------------------------------	------------------------------	-------------------------



<b>RAL 3031</b> ORIENT RED	<b>RAL 4001</b> RED LILAC	<b>RAL 4004</b> CLARET VIOLET	<b>RAL 4009</b> PASTEL VIOLET	<b>RAL 5003</b> SAPPHIRE BLUE	<b>RAL 5004</b> BLACK BLUE	<b>RAL 5005</b> SIGNAL BLUE	<b>RAL 5008</b> GREY BLUE	<b>RAL 5012</b> LIGHT BLUE	<b>RAL 5014</b> PIGEON BLUE
-------------------------------	------------------------------	----------------------------------	----------------------------------	----------------------------------	-------------------------------	--------------------------------	------------------------------	-------------------------------	--------------------------------



<b>RAL 5020</b> OCEAN BLUE	<b>RAL 6005</b> MOSS GREEN	<b>RAL 6011</b> RESEDA GREEN	<b>RAL 6019</b> PASTEL GREEN	<b>RAL 7000</b> SQUIRREL GREY	<b>RAL 7001</b> SILVER GREY	<b>RAL 7003</b> MOSS GREY	<b>RAL 7004</b> SIGNAL GREY	<b>RAL 7006</b> BEIGE GREY	<b>RAL 7011</b> IRON GREY
-------------------------------	-------------------------------	---------------------------------	---------------------------------	----------------------------------	--------------------------------	------------------------------	--------------------------------	-------------------------------	------------------------------



<b>RAL 7030</b> STONE GREY	<b>RAL 7032</b> PEBBLE GREY	<b>RAL 7035</b> LIGHT GREY	<b>RAL 7036</b> PLATINUM GREY	<b>RAL 7042</b> TRAFFIC GREY A	<b>RAL 8002</b> SIGNAL BROWN	<b>RAL 8007</b> FAWN BROWN	<b>RAL 8014</b> SEPIA BROWN	<b>RAL 8017</b> CHOCOLATE BROWN	<b>RAL 8019</b> GREY BROWN
-------------------------------	--------------------------------	-------------------------------	----------------------------------	-----------------------------------	---------------------------------	-------------------------------	--------------------------------	------------------------------------	-------------------------------
























<b>RAL 8022</b> BLACK BROWN	<b>RAL 8025</b> PALE BROWN	<b>RAL 8028</b> TERRA BROWN	<b>RAL 9001</b> CREAM	<b>RAL 9002</b> GREY WHITE	<b>RAL 9003</b> SIGNAL WHITE	<b>RAL 9004</b> SIGNAL BLACK	<b>RAL 9005</b> JET BLACK	<b>RAL 9010</b> PURE WHITE	<b>RAL 9016</b> TRAFFIC WHITE
--------------------------------	-------------------------------	--------------------------------	--------------------------	-------------------------------	---------------------------------	---------------------------------	------------------------------	-------------------------------	----------------------------------

I colori stampati in questa cartella sono indicativi  
*The colours printed and shown in this folder are merely indicative*

Legenda  
Legend

CODE	Codice	Code
	Temperatura (Temperatura interna vano refrigerato)	Temperature (Internal temperature in refrigerated compartment)
	Temperatura ambiente (Umidità relativa 50%)	Ambient temperature (Relative humidity 50%)
	Versione	Versio n
	Refrigerato	Cooled
	Neutro	Neutral
	Piastre eutettiche	Eutectic plates
	Riscaldato	Heated
	Ventilato	Ventilated
	Ventole interne spente	Internal fans off
	Ventole interne accese	Internal fans on
	Rumorosità	Noise level
	Tensione	Voltage
	Assorbimento	Absorption
	Classe energetica	Energy class
	Modello compressore	Compressor type
	Gas refrigerante	Refrigerant gas
	Quantità gas	Gas amount
	Numero piastre eutettiche	Number of eutectic plates
	Luce	Light
	Led bianco naturale (4000 K - 60 led/mt - 4,8 W / mt - 416 lumen / mt - 12V)	White natural daylight LED (4000 K - 60 led/mt - 4,8 W / mt - 416 lumen / mt - 12V)
	Led bianco caldo (3000 K - 60 led/mt - 1,2 W / mt - 130 lumen / mt - 12V)	brightwhite warm LED (3000 K - 60 led/mt - 1,2 W / mt - 130 lumen / mt - 12V)
	Led blu	Blue LED
	Controller RGB (60 led/mt - 14,4 W / mt - 24V)	RGB controller (60 led/mt - 14,4 W / mt - 24V)
	Controller bianco dinamico (2700/6000 K - 140 led/mt - 19,2 W / mt - 2000 lumen / mt)	Dinamic white controller (2700/6000 K - 140 led/mt - 19,2 W / mt - 2000 lumen / mt)

	Cornice lineare	Linear frame
	Cornice Dune	Dune frame
	Lato posteriore vetrina	Showcase back side
	Ante in vetro	Glass doors
	Pannello cieco	Blank panel
	0,75 LT Numero bottiglie	Number of bottles
	H Ø Altezza / diametro bottiglie	Bottle height / diameter
	Presente	Present
	Assente / dato non disponibile	Absent / data not available
	LT Volume interno	Internal volume
	mm L x P x H Dimensioni nette	Net dimensions
	mm L x P x H Dimensioni con imballo	Dimensions including packaging
	mm L x P x H Dimensioni con imballo su pedana	Dimensions including packing on pallet
	Kg Peso netto	Net weight
	Kg Peso con imballo	Weight with packaging
	Kg Peso con imballo su pedana	Weight with packing on pallet
	m³ Volume con imballo	Volume with packaging
	m³ Volume con imballo su pedana	Volume with packaging on pallet
	Imballo in legno	Wooden packaging
	DS Descrizione	Description
	mm Dimensione ventola	Fan blade size
	mm L A Ø mm - Connessioni (liquido - aspirazione)	Ø mm - Connections (liquid - suction)