

SPECIFICATION

Dehler  **38 SQ**



TECHNICAL DATA

LOA	12.07 m / 39' 7"
HULL LENGTH	11.30 m / 37' 1"
LWL	10.40 m / 34' 1"
BEAM	3.75 m / 12' 4"

DRAUGHT	
standard	2.03 m / 6' 8"
competition	2.24 m / 7' 5"
shallow keel	1.60 m / 5' 3"

BALLAST	
standard	2.38 t / 5,247 lbs
competition	2.05 t / 4,508 lbs
shallow keel	2.75 t / 6,062 lbs

DISPLACEMENT	
standard	7.50 t / 16,534 lbs
competition	7.00 t / 15,432 lbs
shallow keel	7.60 t / 16,755 lbs

ENGINE APPROX.	Diesel 29 PS / hp
-----------------------	-------------------

FRESH WATER	approx. 295 l / 77.93 gal
--------------------	---------------------------

FUEL TANK	approx. 160 l / 42.27 gal
------------------	---------------------------

MAST ABOVE WL	
standard & alu	17.70 m / 58' 1"
carbon	17.80 m / 58' 5"

TOTAL SAIL AREA	
standard	77.90 m ² / 839 sq ft
competition alu	84.50 m ² / 910 sq ft
competition carbon	85.25 m ² / 918 sq ft

MAIN SAIL	
standard	42.80 m ² / 461 sq ft
competition alu	49.40 m ² / 532 sq ft
competition carbon	49.34 m ² / 531 sq ft

JIB	
standard	35.10 m ² / 378 sq ft
competition alu	35.10 m ² / 378 sq ft
competition carbon	35.91 m ² / 387 sq ft

SPINNAKER	
competition	101.70 m ² / 1,095 sq ft

GENNAKER	
standard	103.70 m ² / 1,116 sq ft
competition	121.00 m ² / 1,302 sq ft

FREERIDE	82.10 m ² / 884 sq ft
-----------------	----------------------------------

RIG	
standard	I 15.07 m / 49' 5"
	J 4.36 m / 14' 4"
	P 14.50 m / 47' 7"
	E 5.20 m / 17' 1"

CE CERTIFICATE	A - 6
-----------------------	-------

DESIGN	judel/vrollijk & co.
---------------	----------------------

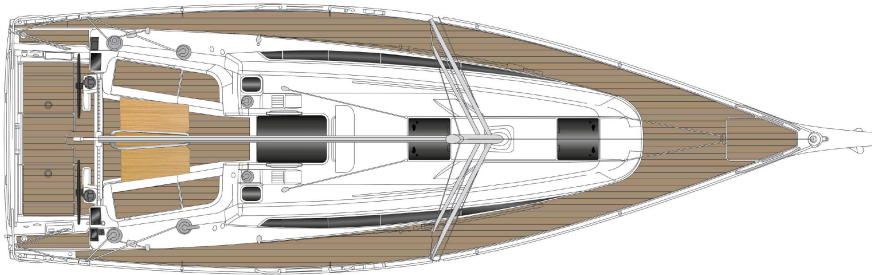
INTERIOR	Dehler
-----------------	--------

All measurements/figures are approximate. Errors and omissions excepted. Specification and material can be changed without notice. Valid for deliveries from 2025.01.01 until 2025.06.30.
D19A.24.V.2023-07-25.316

DECK AND INTERIOR LAYOUTS

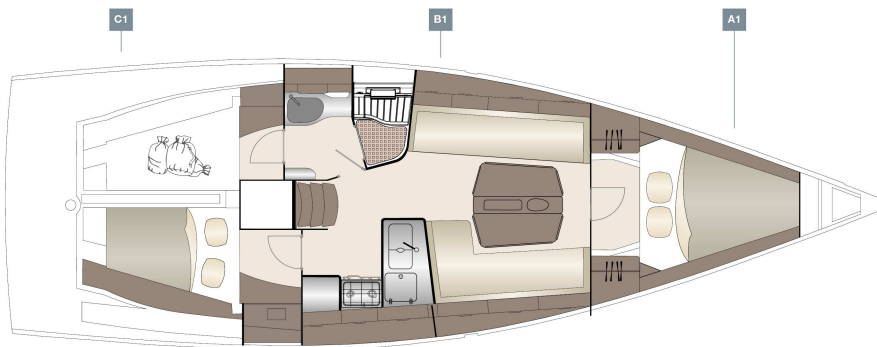
Dehler  **38 SQ**

DECK LAYOUT

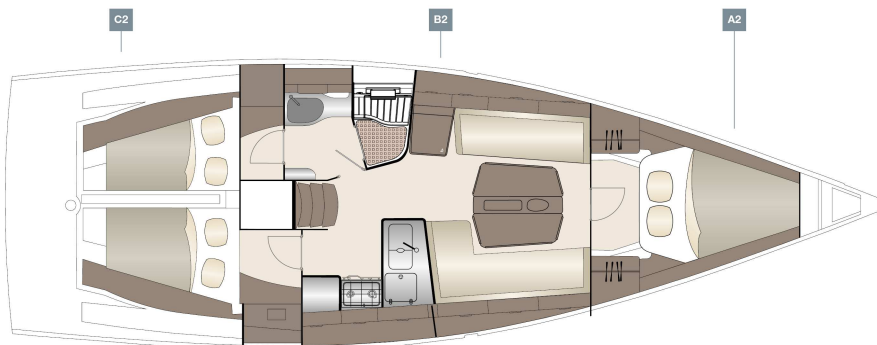


INTERIOR LAYOUT

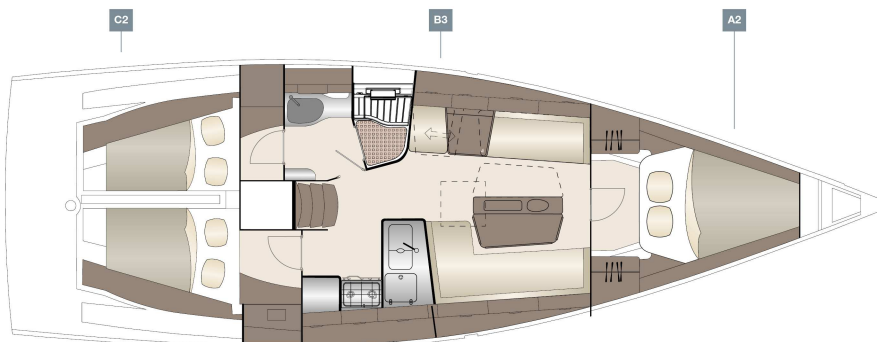
STANDARD



OPTION



OPTION



STANDARD SPECIFICATION

HULL

- 6 hull windows (3 each side)
- GRP hull, isophthalic gelcoat, colour Signal White (similar RAL 9003), 1st layer vinyl ester resin and balsa sandwich laminat
- Waterline and cove line, isophthalic gelcoat, colour: Dark Blue (similar RAL 5004)

KEEL

- L-keel, cast iron, standard draft: 2.03 m
- GRP rudder with sea-water resistant aluminium shaft and selfaligning bearings

LAYOUT & INTERIOR

- A1: Master cabin with double V-berth, hanging locker and shelves
- B1: Saloon with L-galley, dining area on stb and long sofa on port - separate head on port with "Dehler Uni Door System" to shower stall
- C1: Aft cabin with double berth, locker and storage on stb, large storage space on port with entrance from head
- 2-burner gas stove, waste bin, 12 V fridge approx. 130 l, double stainless steel sink with mixing tab
- Interior furniture in high quality marine plywood, satin varnish
- Dehler companionway closing system
- Saloon table, folding with stowage
- Worktop in galley, Off White
- SLS - Scenario light system touch screen controller with dimmer for saloon

WOOD (FURNITURE, FLOORBOARD)

- Furniture - Mahogany
- Floorboard - Australian Acacia

UPHOLSTERY

- Mattresses for all berths
- Upholstery - Baltic, colour: creme
- Upholstery Piping (colour selection)

DECK & OUTSIDE EQUIPMENT

- GRP deck with antislip surface, isophthalic gelcoat, colour: Signal White (similar RAL 9003), 1st layer vinyl ester resin with balsa sandwich core. Cockpit locker on port, stern locker on port and stb, anchor locker at bow.
- Synthetic teak on cockpit benches (colour selection)
- Twin wheel steering system with emergency tiller
- 2 stainless steel steering wheels with leather cover
- Pulpit and pushpit, stainless steel
- Railing, incl. stanchions and stainless steel wire
- Halyards and control lines with organizers and jammers on coachroof, 4 retractable mooring cleats, handrail on coach roof
- 2 LEWMAR 40 Race manual halyard winches
- 2 LEWMAR 45 Race manual secondary winches
- 2 LEWMAR 40 Race manual mainsheet winches
- Swimming ladder
- Rub rail, aluminium

- Helmsman footrests, foldable
- Composite bowsprit with integrated anchor fitting
- Genoa tracks, incl. cars adjustable from cockpit
- German mainsheet system with adjustable traveller
- 4 deck hatches - openable, anchor locker hatch
- 6 deck coach roof windows - openable

RIG & SAILS

- Rig, anodized aluminium, keel stepped incl.: dyform rigging, running rigging, kicker, manual jib furler, "Dehler Quick Reefing System", manual backstay tensioner
- QUANTUM AC5 performance sails - full battened, triradial, main and jib

NAVIGATION & INSTRUMENTS

- 2 illuminated compasses at steering pedestal
- Navigation lights - LED

PROPULSION

- Fuel tank, approx. 160 l
- Engine (Diesel, approx. 29 hp) - saildrive, 2 blade folding propeller

EQUIPMENT

- 12 V and 230 V electric system with main panel, 12 V and 230 V socket and 230 V shore power.
- AGM battery set - capacity: Starter battery: 1 x 90 Ah, service battery: 1 x 160 Ah
- Country Version: EU / AUS
- Battery charger 35 A
- Manual toilet with sea water flush
- Shower unit in cockpit, warm-/coldwater
- LPG gas system, stowage for 1 bottle
- Manual and electric bilge pump
- Blackwater system (appr. 35 l) with deck extraction and seacock for head
- Fresh water system with electric pump and 20 l hotwater, heated also by main engine
- Fresh water tank, appr. 295 l

SHIPPING & TRANSPORT

- CE - Certificate cat. A - 6 / B - 10 / C - 14
- Owners manual
- EC - Type Examination Certificate