

# SPECIFICATION

**Dehler**  **34**



## TECHNICAL DATA

<b>LOA</b>	10.70 m / 35' 1"
<b>HULL LENGTH</b>	10.30 m / 33' 10"
<b>LWL</b>	9.60 m / 31' 6"
<b>BEAM</b>	3.60 m / 11' 10"

<b>DRAUGHT</b>	
standard keel	1.95 m / 6' 5"
competition	2.10 m / 6' 11"
shallow keel	1.55 m / 5' 1"

<b>BALLAST</b>	
standard keel	2.10 t / 4,630 lbs
competition	1.70 t / 3,747 lbs
shallow keel	2.25 t / 4,960 lbs

<b>DISPLACEMENT</b>	
standard keel	6.00 t / 13,227 lbs
competition	5.60 t / 12,345 lbs
shallow keel	6.10 t / 13,448 lbs

<b>ENGINE APPROX.</b>	Diesel 21 PS / hp
-----------------------	-------------------

<b>FRESH WATER</b>	approx. 210 l / 55.48 gal
--------------------	---------------------------

<b>FUEL TANK</b>	approx. 160 l / 42.27 gal
------------------	---------------------------

<b>MAST ABOVE WL</b>	
standard	16.27 m / 53' 5"
competition	17.02 m / 55' 8"

<b>TOTAL SAIL AREA</b>	
standard	63.10 m <sup>2</sup> / 679 sq ft
competition	70.89 m <sup>2</sup> / 763 sq ft

<b>MAIN SAIL</b>	
standard	37.10 m <sup>2</sup> / 399 sq ft
competition	41.58 m <sup>2</sup> / 448 sq ft

<b>FURLING JIB 105%</b>	
standard	26.00 m <sup>2</sup> / 280 sq ft
competition	29.31 m <sup>2</sup> / 315 sq ft

<b>SPINNAKER</b>	
competition	95.60 m <sup>2</sup> / 1,029 sq ft

<b>GENNAKER</b>	
standard	93.10 m <sup>2</sup> / 1,002 sq ft
competition	100.10 m <sup>2</sup> / 1,077 sq ft

<b>FREERIDE</b>	
standard	65.32 m <sup>2</sup> / 703 sq ft
competition	73.28 m <sup>2</sup> / 789 sq ft

<b>RIG</b>	
standard	I 13.60 m / 44' 7" J 3.87 m / 12' 8" P 13.25 m / 43' 6" E 4.95 m / 16' 3"
competition	I 13.90 m / 45' 6" J 3.87 m / 12' 8" P 14.00 m / 45' 9" E 4.95 m / 16' 3"

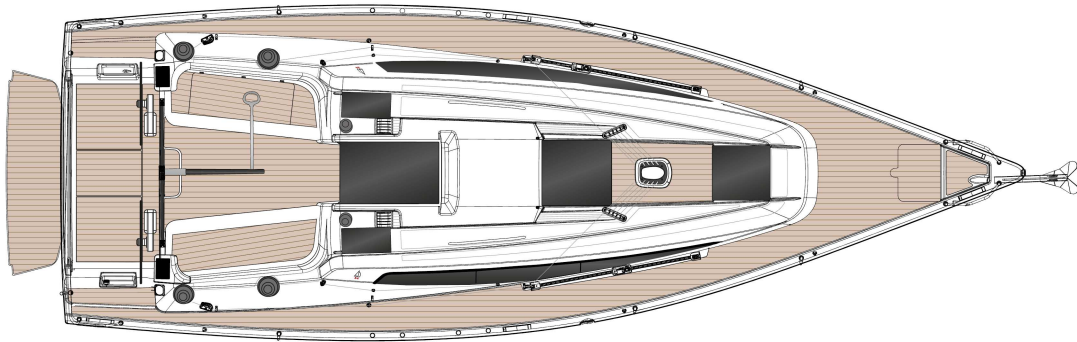
<b>CE CERTIFICATE</b>	A - 4 (XE1000, XE1002, XB1000, XB1002)
-----------------------	--

<b>DESIGN</b>	judel/vrolijk & co.
---------------	---------------------

<b>INTERIOR</b>	Dehler
-----------------	--------

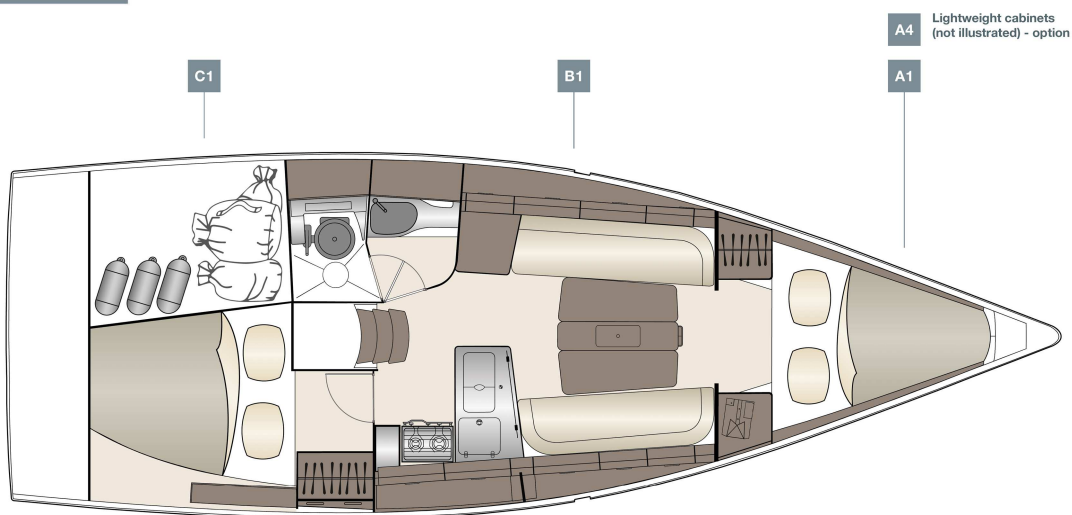
All measurements/figures are approximate. Errors and omissions excepted. Specification and material can be changed without notice. Valid for deliveries from 2025.01.01 until 2025.06.30.  
D34.24.V.2023-07-25.281

## DECK LAYOUT

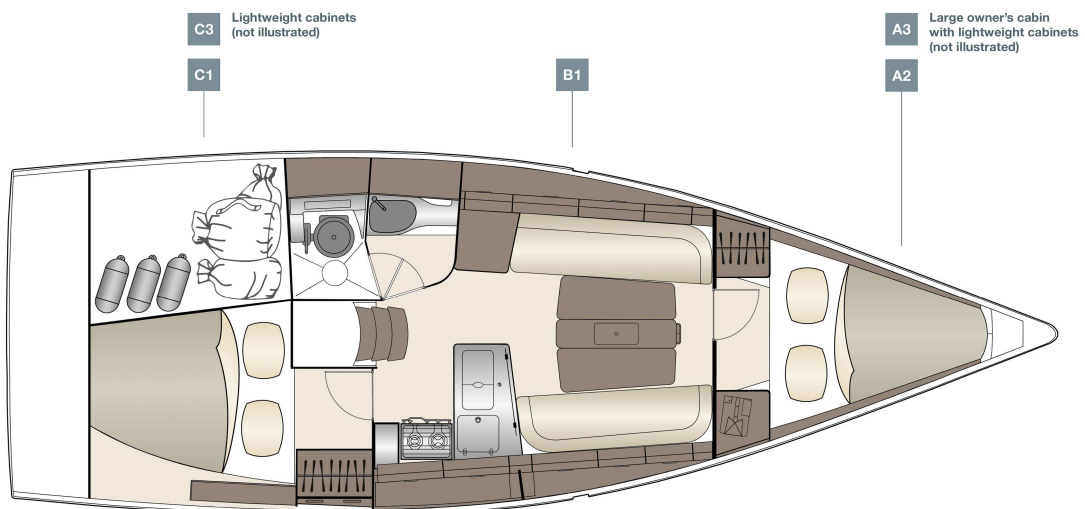


## INTERIOR LAYOUT

### STANDARD



### OPTION



## HULL

- 2 hull windows (1 each side)
- GRP hull, isophthalic gelcoat, colour Signal White (similar RAL 9003), 1st layer vinyl ester resin and balsa sandwich laminat
- Waterline and cove line, isophthalic gelcoat, colour: Dark Blue (similar RAL 5004)

## KEEL

- L-keel, cast iron, standard draft: 1.95 m
- GRP rudder with sea-water resistant aluminium shaft and selfaligning bearings

## LAYOUT & INTERIOR

- A1: Master cabin with open bulkhead, double V-berth, hanging locker and shelves
- B1: Saloon with L-galley, sofas, foldable dining table and separate head on port with "Dehler Uni Door System" to shower stall
- C1: Aft cabin with double berth, locker and storage
- 2-burner gas stove, waste bin, 12 V fridge approx. 130 l, double stainless steel sink with mixing tab
- Interior furniture in high quality marine plywood, satin varnish
- Dehler companionway closing system
- Saloon table, folding with stowage
- Worktop in galley, White
- SLS - Scenario light system touch screen controller with dimmer for saloon

## WOOD (FURNITURE, FLOORBOARD)

- Furniture - Mahogany
- Floorboard - Australian Acacia

## UPHOLSTERY

- Mattresses for all berths
- Upholstery - Baltic, colour: creme
- Upholstery - Piping (colour selection)

## DECK & OUTSIDE EQUIPMENT

- GRP deck with antislip surface, isophthalic gelcoat, colour: Signal White (similar RAL 9003), 1st layer vinyl ester resin with balsa sandwich core. Cockpit locker on port, stern locker on port and stb, anchor locker at bow.
- Cockpit bottom and side decks, gelcoat colour: Signal White (similar RAL 9003)
- Edition: steering system with 2 steering wheels with leather cover
- Instrument pod on coach roof
- Pulpit and pushpit, stainless steel
- Railing, incl. stanchions and stainless steel wire
- Halyards and control lines with organizers and jammers on coach roof, 4 retractable mooring cleats, handrail on coach roof
- 2 LEWMAR 40 Race manual halyard winches
- 2 LEWMAR 40 Race manual secondary winches
- 2 LEWMAR 40 Race manual mainsheet winches
- Swimming ladder
- Life raft storage

- Rub rail, aluminium
- Bow fitting with anchor roller
- Genoa tracks, incl. cars, adjustable from cockpit
- German mainsheet system with adjustable traveller
- 4 deck hatches - openable, anchor locker hatch
- 4 deck coach roof windows - openable

## RIG & SAILS

- Rig, anodized aluminium, keel stepped incl.: dyform rigging, running rigging, kicker, manual on deck jib furler, "Dehler Quick Reefing System", manual backstay tensioner
- QUANTUM AC5 performance sails - full battened, triradial, main and jib

## NAVIGATION & INSTRUMENTS

- Illuminated compass in instrument pod on coach roof
- Navigation lights - LED

## PROPULSION

- Fuel tank, approx. 160 l
- Engine (Diesel, approx. 21 hp) - saildrive, 2 blade folding propeller

## EQUIPMENT

- 12 V and 230 V electric system with main panel, 12 V and 230 V socket and 230 V shore power.
- AGM battery set - capacity: Starter battery: 1 x 90 Ah, service battery: 1 x 160 Ah
- Country Version: EU / AUS
- Battery charger 35 A
- Manual toilet with sea water flush - cabin layout B
- Shower unit in cockpit, warm-/coldwater
- LPG gas system, stowage for 1 bottle
- Manual and electric bilge pump
- Black water system (appr. 35 l) with deck extraction and seacock for head
- Fresh water system with electric pump and 20 l hotwater, heated also by main engine
- Fresh water tank, appr. 210 l

## SHIPPING & TRANSPORT

- CE - Certificate cat. A - 4 (XE1000, XE1002, XB1000, XB1002) / B - 8 / C - 10 / D - 12
- Owners manual
- EC - Type Examination Certificate