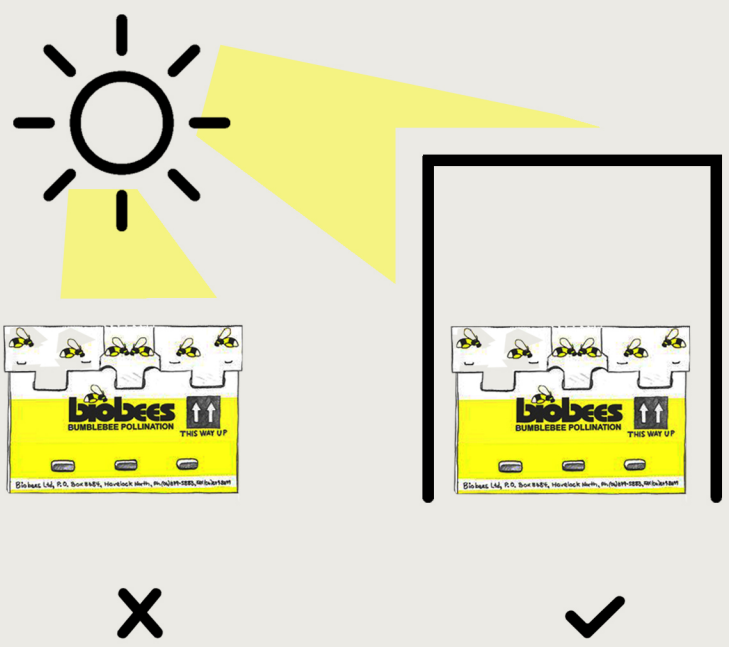





# TOMATO CROPS POLLINATION GUIDE

Position hives where they are visible,  
shaded and away from  $\text{CO}_2$  enrichment.




Place hives horizontally as  
angles reduce syrup availability.



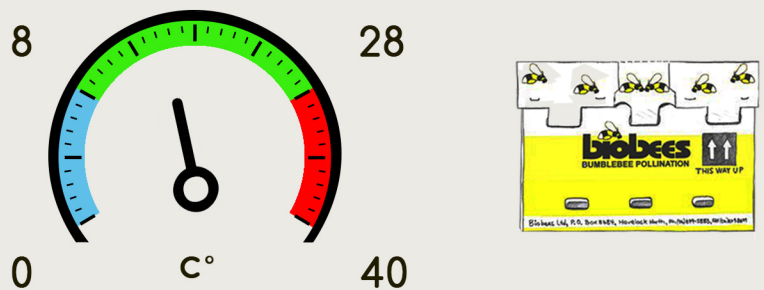
Face exit holes away from the  
crop and in different directions.



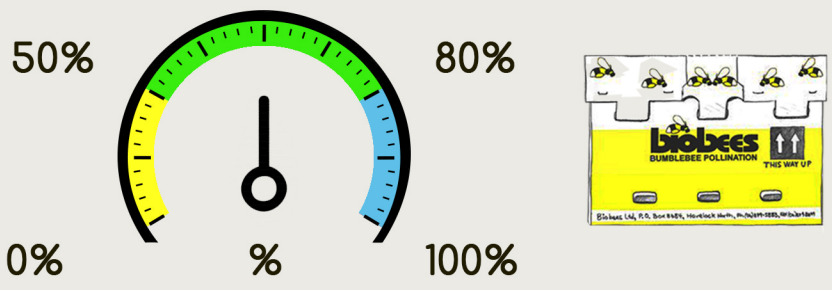
Wait 30 minutes before opening  
(Follow instructions on the lid).



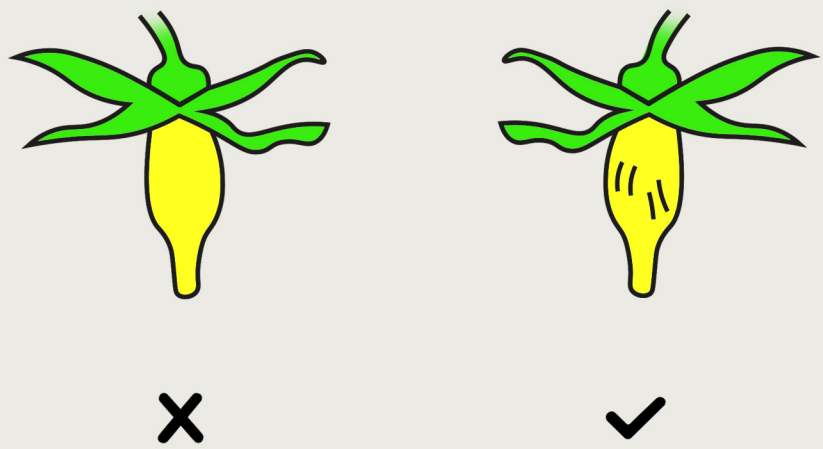
Hives are most efficient when  
temperatures are between 8 and 28 degrees.



Pollination is best at RH between 50% and 80%.  
Outside this can be problematic.



Inspect recently closed flowers regularly for  
bite marks. Add more hives if bite marks  
drop to 1-2 per flower.



Dead or sick bees don't pollinate.  
Consider your chemical use.

