



Sayl® Chairs

With the Sayl Chair, designer Yves Béhar used smart engineering to transform simple materials into an innovative design that's beautiful, supportive, and sustainable. Inspired by the striking architecture and less-is-more engineering of suspension bridges, Sayl strikes a healthy balance between ergonomic support and the freedom to move.

Designer

Yves Béhar

Benefits

- Frameless suspension back offers you a healthy balance between support and freedom of movement.
- Family of seating that includes task chair, side chair, and stool.
- Expresses character through a distinctive design.

Warranty

12-year, 3-shift

hermanmiller.com/sayl-chairs



Key Features



- Harmonic™ Tilt**
Sayl's Harmonic Tilt enables natural, balanced movement through a range of postures.
- 3D Intelligent® Suspension**
Sayl's unframed 3D Intelligent back (available in midback) supports key regions of your back as you stretch and move.
- PostureFit®**
PostureFit supports your spine at its lowest point, the sacrum, and reinforces your pelvis, preventing slouching and fatigue while you sit.
- Optional Height-Adjustable Lumbar Support**
The optional height-adjustable lumbar support provides an added level of spinal support and comfort for your lumbar region.
- Contoured Seat Pad**
The contoured seat pad incorporates a blend of injection molding and foam to provide seamless long-term comfort for people of all shapes and sizes.

Specs

- Family**
 Work Chair with Suspension Back
 Mid-Back Work Chair with Upholstered Back
 High-Back Work Chair with Upholstered Back
 4-Leg Side Chair with Suspension Back
 4-Leg Side Chair with Upholstered Back
 Sled Base Side Chair with Suspension Back
 Sled Base Side Chair with Upholstered Back
 Stool with Suspension Back
 Mid-Back Stool with Upholstered Back
 High-Back Stool with Upholstered Back
 Work Chair, Suspension Mid-Back with Stretch Knit Back Cover
 Work Stool, Suspension Mid-Back with Stretch Knit Back Cover

Seat Height	
Extended Height Range	419 - 559 mm
Seat Depth	
Fixed Seat	406mm
Adjustable Seat	406mm–457mm
Tilt Options	
Tilt Limiter	Optional
Tilt Limiter with Seat Angle	Optional

Arm Options	
No Arms	
Fixed Arms	
Height Adjustable Arms	
Fully Adjustable 4D Arms	

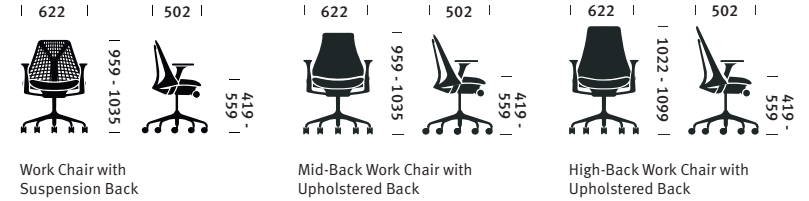
The following information applies only to Sayl work chairs.

Overview	
Maximum User Weight	159 kg

Back Support	
PostureFit Sacral Support	Standard
Adjustable Lumbar Support	Optional

Statement of Line

Work Chairs

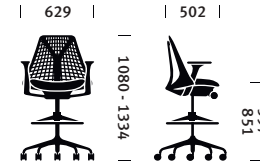


Work Chair with Suspension Back

Mid-Back Work Chair with Upholstered Back

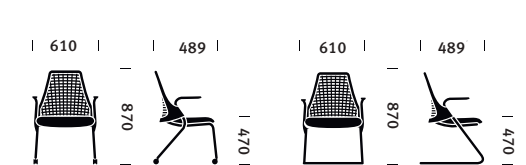
High-Back Work Chair with Upholstered Back

Stool



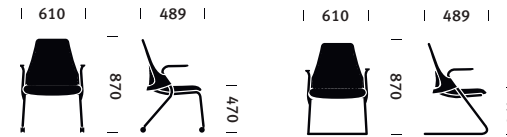
Stool with Suspension Back

Side Chairs



4-Leg Side Chair with Suspension Back

Sled Base Side Chair with Suspension Back



4-Leg Side Chair with Upholstered Back

Sled Base Side Chair with Upholstered Back

More Information

For further information and resources for Sayl Chairs, please visit hermanmiller.com