




# "Little" Book Display

Build Instructions





① ↻ 3



②




③





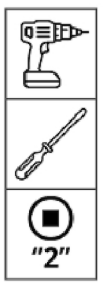
TRUE LITTLE NORTH™  
PLAY. LEARN. GROW.



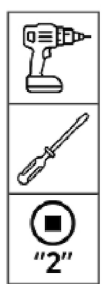
4



5



6





## Safety Warning

Use of our products by a user is at the User or Parent/Guardians risk.

Should any of our products look unsafe due to poor manufacturing, wear, breakage, or any other reason, **STOP** using it immediately and contact us for either repairs or replacement.

Please pay close supervision at all times to your child/children playing with our products. Climbing and being at any height off the ground level can be dangerous. We strongly suggest placing our climbers on carpet or soft surfaces, and adding cushions/padding around while the kids learn how to climb.

Place the climbers away from other objects and sharp corners. Do not place near stairs, ledges, or drops. Only allow parents/guardians to adjust the angles or move the climbers. Always properly secure the hardware included in the correct locations as instructed in the Manuals provided. Use your best judgment when changing angles based on your children's age, balance, and climbing capabilities.

We highly recommend using our products without foot coverings such as socks, slippers, or other items that may cause slipping. Please always respect the age limitations & maximum weight limit for each product mentioned on instruction manual & our website. Inspect all the components of climbers frequently, and allow one child to play at a time.

Kindly see our full Terms and Conditions on

[www.truelittlenorth.ca/policies/terms-of-service](http://www.truelittlenorth.ca/policies/terms-of-service)

## A Little After Care

We recommend using a lightly dampened cloth to wipe off any stains.

We do not recommend our products for outdoor use.

