

# Cotterman®

*Easy* **50**

## EASY CLIMBING LADDERS

**50° Climb Angle**

**450 Lb. Load Rating**

**3 to 15 Step Ladder Sizes**

**Set-Up Steel Construction**

**Meets applicable OSHA &  
ANSI Standards**

1208R2632A3E24  
SERRATED STEEL TREAD (A3)





# Easy 50

## EASY CLIMBING LADDERS

- 50° climb angle allows forward descent.
- 3-15 step. Standing heights up to 12'1/2'.
- Four tread types, three widths.
- 450 Lb. load rating and rugged all-steel construction.
- 1200 Series 3 to 8 step ship set-up. Eliminates on-site assembly.
- 1700 Series 9-15 step ship packaged in welded sub-assemblies.
- 3 and 4 step are equipped with retractable 2" spring loaded caster system.
- 5 step and above use 4" dia. Safelock caster system.
- Standard 12" deep top step.
- Gray powder coated color is standard.
- Meet applicable OSHA and ANSI standards.
- Cal-OSHA models available.


### AVAILABLE TREADS




Perforated (A6)



Vinyl (A2)



Expanded Metal (A1)



Serrated (A3)

### OPTIONS




### Spring-Loaded Casters

3-4 step ladders have spring loaded casters that retract whenever weight is applied.



### Safelock™ with 4" wheels


Bottom step-activated locking mechanism with swivel casters and rigid rear wheels. Standard on 5-step & above.



### Dual End Safelock™ with Multi-directional 4" wheels

Swivel casters on front and back. Allows 360° mobility. Available on 5-step & above.

24" Deep Top Step Increases Standing Room on Top Step



1203R1820A2E12  
RIBBED VINYL TREAD (A2)



1204R1820A6E12  
PERFORATED STEEL TREAD (A6)



1207R2630A1E12  
EXPANDED STEEL TREAD (A1)



1209R2632A1E12  
EXPANDED STEEL TREAD (A1)

1200 series ships fully-assembled • 1700 series ships partially-assembled

DESCRIPTION	PLATFORM HEIGHT	OVERALL HEIGHT	WORKING HEIGHT (approx.)	16" TREAD WIDTH				24" TREAD WIDTH				30" TREAD WIDTH (PERFORATED TREAD (A6) NOT AVAILABLE)			
				MODEL NUMBER	BASE WIDTH	BASE LENGTH	WEIGHT LBS.	MODEL NUMBER	BASE WIDTH	BASE LENGTH	WEIGHT LBS.	MODEL NUMBER	BASE WIDTH	BASE LENGTH	WEIGHT LBS.
3 STEP NO HANDRAILS	30"	30"	96"	1203N1820	20"	32"	39	1203N2630	30"	32"	46	--	--	--	--
3 STEP WITH HANDRAILS	30"	60"	96"	1203R1820	20"	32"	46	1203R2630	30"	32"	54	--	--	--	--
4 STEP NO HANDRAILS	40"	40"	106"	1204N1820	20"	40"	49	1204N2630	30"	40"	58	1204N3232	32"	40"	67
4 STEP WITH HANDRAILS	40"	70"	106"	1204R1820	20"	40"	56	1204R2630	30"	40"	65	1204R3232	32"	40"	79
5 STEP WITH HANDRAILS	50"	80"	116"	1205R1820	20"	51"	86	1205R2630	30"	51"	100	1205R3232	32"	51"	116
6 STEP WITH HANDRAILS	60"	90"	126"	1206R1824	24"	60"	108	1206R2630	30"	60"	123	1206R3232	32"	60"	143
7 STEP WITH HANDRAILS	70"	100"	136"	1207R1824	24"	69"	125	1207R2630	30"	69"	142	1207R3232	32"	69"	165
8 STEP WITH HANDRAILS	80"	110"	146"	1208R1824	24"	78"	139	1208R2632	32"	78"	159	1208R3232	32"	78"	184
9 STEP WITH HANDRAILS	90"	120"	156"	--	--	--	--	1709R2632	32"	87"	187	1709R3232	32"	87"	216
10 STEP WITH HANDRAILS	100"	130"	166"	--	--	--	--	1710R2632	32"	97"	200	1710R3232	32"	97"	233
11 STEP WITH HANDRAILS	110"	140"	176"	--	--	--	--	1711R2632	32"	106"	213	1711R3232	32"	106"	249
<b>12 STEP LADDERS AND UP REQUIRE A PALLET FOR SHIPPING AT ADDITIONAL COST.</b>															
12 STEP WITH HANDRAILS	120"	162"	186"	--	--	--	--	1712R2632	32"	116"	338	1712R3232	32"	116"	377
13 STEP WITH HANDRAILS	130"	172"	196"	--	--	--	--	1713R2642	42"	125"	371	1713R3242	42"	125"	413
14 STEP WITH HANDRAILS	140"	182"	206"	--	--	--	--	1714R2642	42"	134"	392	1714R3242	42"	134"	437
15 STEP WITH HANDRAILS	150"	192"	216"	--	--	--	--	1715R2642	42"	143"	415	1715R3242	42"	143"	463



# Cotterman®

www.cotterman.com • info@cotterman.com

130 Seltzer Rd.  
 Crosswell, MI 48422  
 810-679-4400 • FAX 810-679-4510  
 TOLL FREE 800-5-LADDER  
 8 A.M. – 5 P.M. MON. THRU FRI.  
 (EASTERN STANDARD TIME)