

FRAME MATERIAL: ALUMINUM  
 WHEELS: SOLID RUBBER  
 BRAKE: YES  
 LOAD CAPACITY: 1,000 LBS.  
 WEIGHT: 51 LBS.  
 WIDTH: 25"  
 DEPTH: 19-3/4"  
 HEIGHT: 58.9"  
 LOCKING CHIME HOOK "L" AS SUFFIX  
 FIBER CHIME HOOK "F" AS SUFFIX  
 CABLE CHIME HOOK "C" AS SUFFIX  
 PLASTIC CHIME HOOK "P" AS SUFFIX

**PROPRIETARY AND CONFIDENTIAL**

THE INFORMATION CONTAINED IN THIS DRAWING IS THE SOLE PROPERTY OF VALLEY CRAFT. ANY REPRODUCTION IN PART OR AS A WHOLE WITHOUT THE WRITTEN PERMISSION OF VALLEY CRAFT IS PROHIBITED.

**UNLESS OTHERWISE SPECIFIED:**

DECIMALS  
 2 PLACES  $\pm 0.01$   
 3 PLACES  $\pm 0.005$   
 ANGLE  $\pm 1^\circ$

**GRIND/SAND SHARP EDGES .015 MAX DOES NOT APPLY TO DRILLED HOLE DIA.**



**TITLE:** TRK-DRUM/675AS STD CH

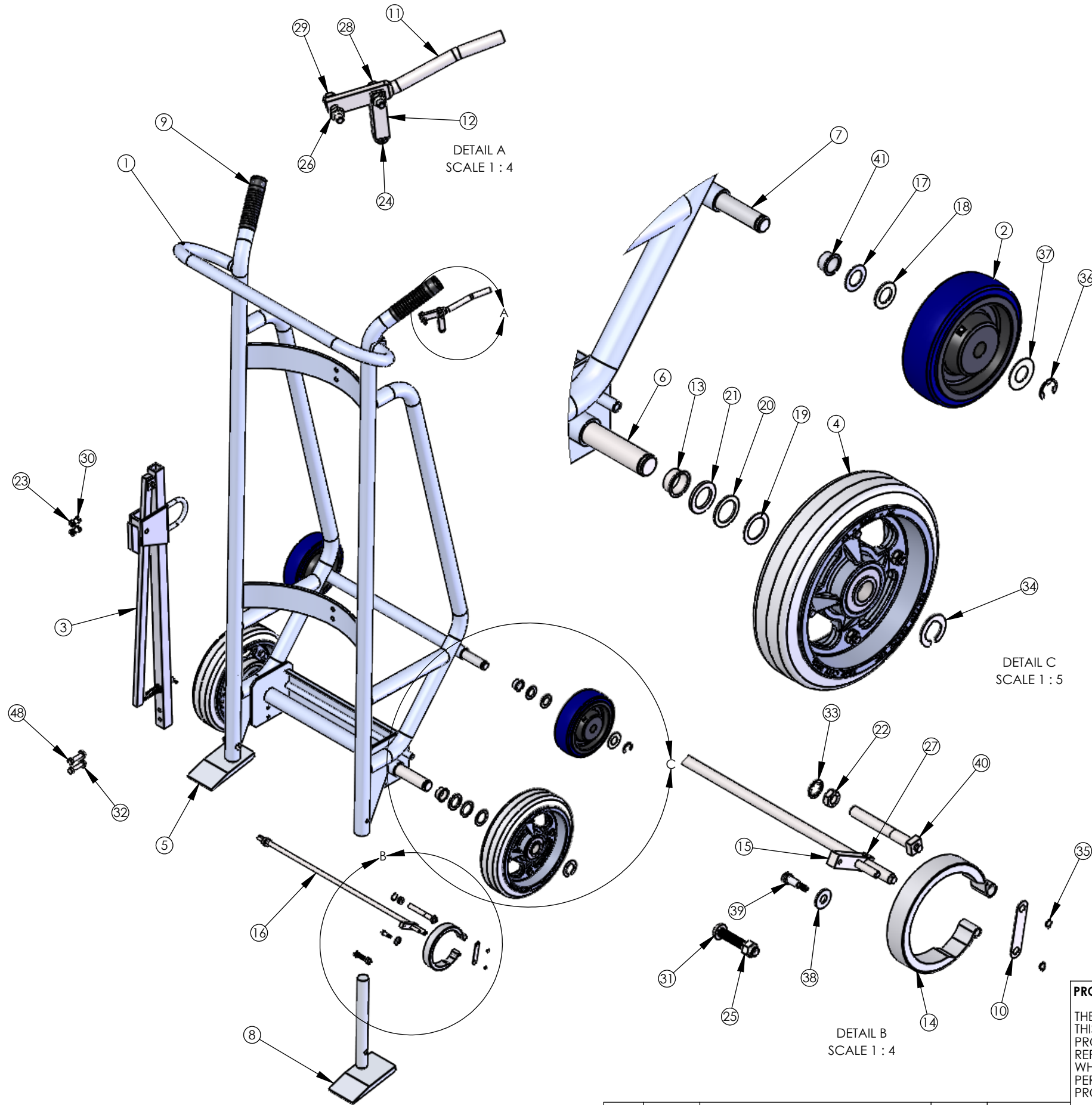
B	E21-037	ADDED (2) F57261A8	DN	4/30/2021
CHG.	E.C.O.	DESCRIPTION / WAS	BY	DATE

**ALL ANGLES ARE 90° UNLESS SPECIFIED**

	NAME	DATE
DRAWN	salvopb	5/08
CHECKED		
ENG APPR.		

SIZE	<b>PART NO.</b>	F83210A7	
<b>A</b>	<b>MATL:</b>		
SCALE: 1:16	WEIGHT: 52.36	SHEET 1 OF 3	

Not Modeled: F68681A9: BRAKE CABLE ASSEMBLY - 48.25" Qty. 1



ITEM NO.	PART NUMBER	DESCRIPTION	QTY.
1	F60058A0	F W/675AS	1
2	Z30135A4	WHL-6 x 2 U/P 3/4	2
3	F60063B1/R60063	C H ASSY-A/STD -- CS, use R60063 for RPMTS	1
3	F62771A2	CH SAAY-A/ CABLE	1
3	F60950A9	CH ASSY-A/ FIBER	1
3	F60947A5	CH ASSY-S/ LOCKING	1
3	F60945A7	CH ASSY-S/ PLASTIC	1
4	F60004A5	WHL-10 D/M	2
5	F60065A1/R60065	SHOE WLDMT-RH A/600A -- CS, use R60065 for RPMTS	1
6	F30041A3	AXLE-FRT/650A	1
7	F30173B1	AXLE-REAR/650A	1
8	F60066A0/R60066	SHOE WLDMT-LH A/600A -- CS, use R60066 for RPMTS	1
9	Z50085A2	GRIP-HDL 1-1/4" BLK	2
10	F30012A8	LINK-CONN/825 (STK)	2
11	F30013A7	HDL-BRK/825	1
12	F30014A6	CLEVIS-BRK CABLE	1
13	F57260A9	BRG-STL FLG 1.01X1.05X.5	2
14	F62177A2	BRK BAND ASSY	2
15	F68656A4	BRK ROD PIN WLDMT	1
16	F68891A9	BRK ROD WLDMT-20.63	1
17	Z10008A0	BUSH-MACH 6H 3/4x18GAx1-1/4 OD	2
18	Z10009A9	BUSH-MACH 3/4x14GAx1-1/4 OD	2
19	Z10011A5	BUSH-MACH 1x18GAx1-1/2 OD	2
20	Z10012A4	BUSH-MACH 1x14GAx1-1/2 OD	2
21	Z10013A3	BUSH-MACH 1x10GAx1-1/2 OD	2
22	Z10030A2	NUT-HEX JAM 3/8-24	2
23	Z10036A6	NUT-HEX KEPS 5/16-18	4
24	Z10041A9	NUT-HEX MACH #10-32	1
25	Z10045A5	NUT-NYL NE 5/16-18	2
26	Z10043A7	NUT-NYL NE 1/4-20	2
27	Z10069A6	PIN-SPG 3/16X5/8	1
28	Z10112A3	S-HHC 1/4-20X1	1
29	Z10113A2	S-HHC 1/4-20X1-1/4	1
30	Z10122A1	S-HHC 5/16-18X3/4	2
31	Z10184A6	S-RHM 5/16-18X1-3/4	2
32	Z10200A6	WASHER-1/4 FLAT USS	2
33	Z10209A7	WASHER-3/8 LOCK INT TOOTH	2
34	Z10223A9	RING-RTNG 1	2
35	Z10231A9	RING-RTNG 1/4	4
36	Z10236A4	RING-RTNG 3/4 5304	2
37	Z10491A6	BUSH-MACH 3/4x18GAx1-1/2 OD	4
38	Z10602A2	WASHER-1/4 FLAT SAE	1
39	Z10805A2	BOLT-STRIPPER 1/4X1/2	1
40	Z30012A2	ECC-BRK SHORT	2
41	F57261A8	BRG-STL FLG .760X.825X.5	2
48	Z10125A8	S-HHC 5/16-18X1-1/2	2

**PROPRIETARY AND CONFIDENTIAL**  
 THE INFORMATION CONTAINED IN THIS DRAWING IS THE SOLE PROPERTY OF VALLEY CRAFT. ANY REPRODUCTION IN PART OR AS A WHOLE WITHOUT THE WRITTEN PERMISSION OF VALLEY CRAFT IS PROHIBITED.

**UNLESS OTHERWISE SPECIFIED:**  
 DECIMALS  
 2 PLACES ±0.01  
 3 PLACES ±0.005  
 ANGLE ±1°  
 GRIND/SAND SHARP EDGES .015 MAX  
 DOES NOT APPLY TO DRILLED HOLE DIA.

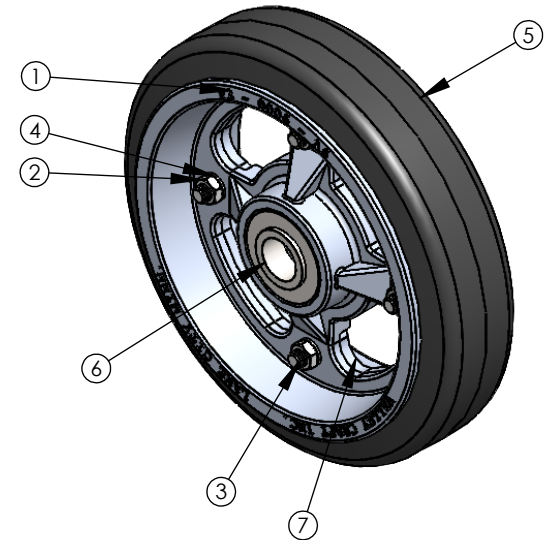
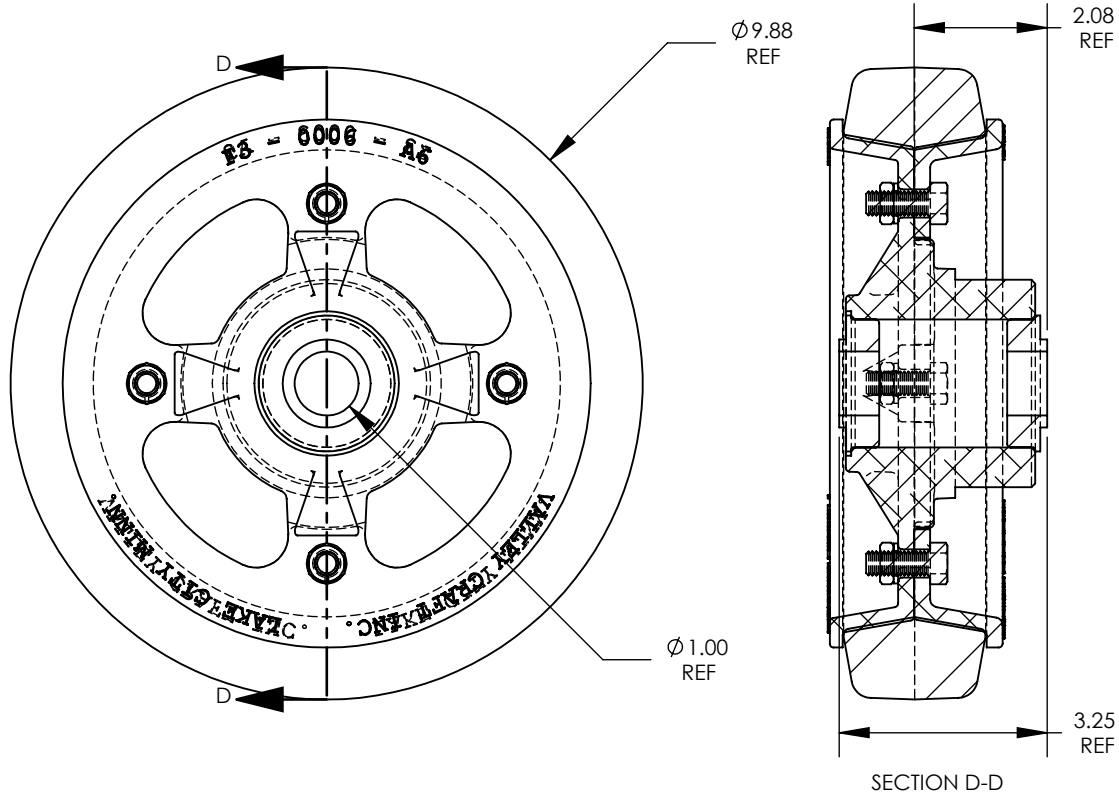
**VALLEYCRAFT**  
 2001 South Hwy. 61, Lake City, MN 55041-9555, U.S.A.  
 TITLE: TRK-DRUM/675AS STD CH

B	E21-037	ADDED (2) F57261A8	DN	4/30/2021
CHG	E.C.O.	DESCRIPTION / WAS	BY	DATE

**ALL ANGLE ARE 90° UNLESS SPECIFIED**

	NAME	DATE
DRAWN	salvopb	5/08
CHECKED		
ENG APPR.		

SIZE	<b>PART NO.</b> F83210A7
B	<b>MATL:</b>
SCALE:	1:16
WEIGHT:	52.36
SHEET	2 OF 3



NOTES:

- △ A : 10 X 2-1/2 TIRE SIZE
- △ B : SMOOTH TREAD PATTERN
- △ C : SOFT RUBBER WHEEL MATERIAL
- △ D : 600# LOAD CAPACITY
- △ E : 8.5# WEIGHT/WHEEL
- △ F : ALUMINUM HUB MATERIAL
- △ G : BALL BEARING TYPE
- △ H : SILVER HUB COLOR

ITEM NO.	PART NUMBER	DESCRIPTION	QT. Y.
1	F30006A6	HUB-D/M 10X2.5	1
2	Z10026A8	NUT-HEX JAM 3/8-16ZP	4
3	Z10132A9	S-HHC 3/8-16X1	4
4	Z10214A0	WASHER-3/8 LOCK MD	4
5	Z30001A5	TIRE-HARD BASE D/M 10 X 2-1/2	1
6	Z30002A4	BRG-FLG 1/RPMT	2
7	Z30003A3	FLG-D/M 10X.5HD-10F	1

**PROPRIETARY AND CONFIDENTIAL**

THE INFORMATION CONTAINED IN THIS DRAWING IS THE SOLE PROPERTY OF VALLEY CRAFT. ANY REPRODUCTION IN PART OR AS A WHOLE WITHOUT THE WRITTEN PERMISSION OF VALLEY CRAFT IS PROHIBITED.

**UNLESS OTHERWISE SPECIFIED:**

DECIMALS  
2 PLACES ±0.01  
3 PLACES ±0.005  
ANGLE ±1°

**GRIND/SAND SHARP EDGES .015 MAX DOES NOT APPLY TO DRILLED HOLE DIA.**



**TITLE:** WHL-10 D/M

DRAWN	JS	SIZE	A	<b>PART NO.</b>	F60004A5
CHECKED				<b>MATL:</b>	
ENG APPR.		SCALE: 1:3	WEIGHT:	SHEET 3 OF 3	

A	-	DRAWN	JS	01/29/2009
CHG.	E.C.O.	DESCRIPTION / WAS	BY	DATE

**ALL ANGLES ARE 90° UNLESS SPECIFIED**