

FRAME MATERIAL: ALUMINUM  
 WHEELS: SOLID RUBBER  
 BRAKE: NO  
 LOAD CAPACITY: 1,000 LBS.  
 WEIGHT: 46 LBS.  
 WIDTH: 25"  
 DEPTH: 20"  
 HEIGHT: 58.9"  
 LOCKING CHIME HOOK "L" AS SUFFIX  
 FIBER CHIME HOOK "F" AS SUFFIX  
 CABLE CHIME HOOK "C" AS SUFFIX  
 PLASTIC CHIME HOOK "P" AS SUFFIX

**PROPRIETARY AND CONFIDENTIAL**

THE INFORMATION CONTAINED IN THIS DRAWING IS THE SOLE PROPERTY OF VALLEY CRAFT. ANY REPRODUCTION IN PART OR AS A WHOLE WITHOUT THE WRITTEN PERMISSION OF VALLEY CRAFT IS PROHIBITED.

**UNLESS OTHERWISE SPECIFIED:**

DECIMALS  
 2 PLACES  $\pm 0.01$   
 3 PLACES  $\pm 0.005$   
 ANGLE  $\pm 1^\circ$

**GRIND/SAND SHARP EDGES .015 MAX DOES NOT APPLY TO DRILLED HOLE DIA.**



**TITLE:** TRK-DRUM/650AS STD CH

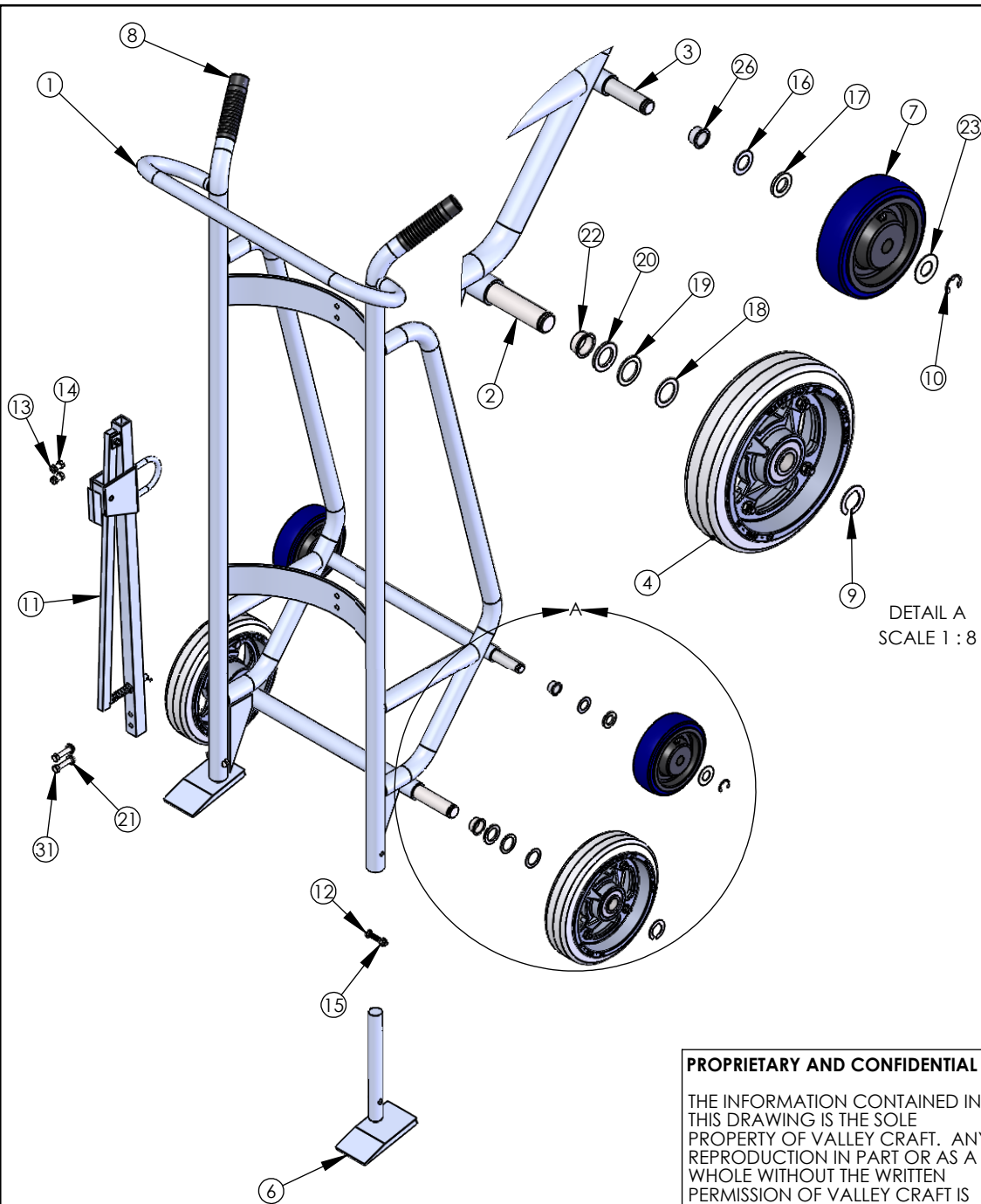
**SIZE:** **PART NO.** F82425A0

**MATL:**

**SCALE:** 1:16 **WEIGHT:** 48.72 **SHEET 1 OF 3**

C	E21-037	ADDED (2) F57261A8	DN	04/30/2021
CHG.	E.C.O.	DESCRIPTION / WAS	BY	DATE

**ALL ANGLES ARE 90° UNLESS SPECIFIED**



ITEM NO.	PART NUMBER	DESCRIPTION	QTY.
1	F60508A6	F W/650AS	1
2	F30041A3	AXLE-FRT/650A	1
3	F30173B1	AXLE-REAR/650A	1
4	F60004A5	WHL-10 D/M	2
5	F60065A1/R60065	SHOE WLDMT-RH A/600A -- CS, use R60065 for RPMTS	1
6	F60066A0/R60066	SHOE WLDMT-LH A/600A -- CS, use R60066 for RPMTS	1
7	Z30135A4	WHL-6 x 2 U/P 3/4	2
8	Z50085A2	GRIP-HDL 1-1/4" BLK	2
9	Z10223A9	RING-RTNG 1	2
10	Z10236A4	RING-RTNG 3/4 5304	2
11	F60063B1/R60063	C H ASSY-A/STD -- CS, use R60063 for RPMTS	1
11	F62771A2	CH ASSY-A/ CABLE	1
11	F60950A9	CH ASSY-A/ FIBER	1
11	F60947A5	CH ASSY-S/ LOCKING	1
11	F60945A7	CH ASSY-S/ PLASTIC	1
12	Z10184A6	S-RHM 5/16-18X1-3/4	2
13	Z10036A6	NUT-HEX KEPS 5/16-18	4
14	Z10122A1	S-HHC 5/16-18X3/4	2
15	Z10045A5	NUT-NYL NE 5/16-18	2
16	Z10008A0	BUSH-MACH 6H 3/4x18GAx1-1/4 OD	2
17	Z10010A6	BUSH-MACH 3/4x10GAx1-1/4 OD	2
18	Z10011A5	BUSH-MACH 1x18GAx1-1/2 OD	2
19	Z10012A4	BUSH-MACH 1x14GAx1-1/2 OD	2
20	Z10013A3	BUSH-MACH 1x10GAx1-1/2 OD	2
21	Z10200A6	WASHER-1/4 FLAT USS	2
22	F57260A9	BRG-STL FLG 1.01X1.05X.5	2
23	Z10491A6	BUSH-MACH 3/4x18GAx1-1/2 OD	4
26	F57261A8	BRG-STL FLG .760X.825X.5	2
31	Z10125A8	S-HHC 5/16-18X1-1/2	2

DETAIL A  
SCALE 1:8

**PROPRIETARY AND CONFIDENTIAL**

THE INFORMATION CONTAINED IN THIS DRAWING IS THE SOLE PROPERTY OF VALLEY CRAFT. ANY REPRODUCTION IN PART OR AS A WHOLE WITHOUT THE WRITTEN PERMISSION OF VALLEY CRAFT IS PROHIBITED.

**UNLESS OTHERWISE SPECIFIED:**

DECIMALS  
2 PLACES ±0.01  
3 PLACES ±0.005  
ANGLE ±1°

**GRIND/SAND SHARP EDGES .015 MAX DOES NOT APPLY TO DRILLED HOLE DIA.**



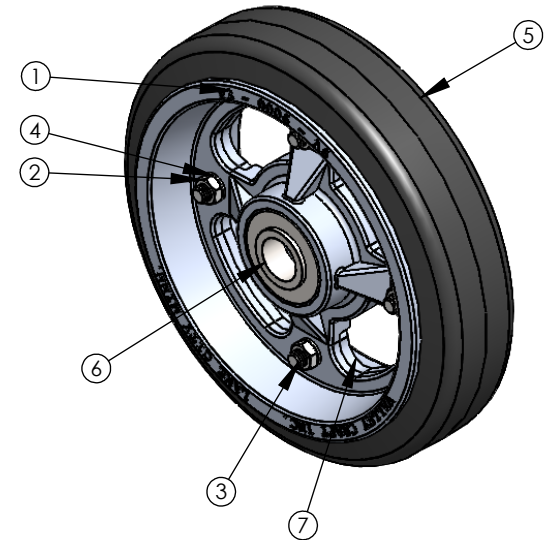
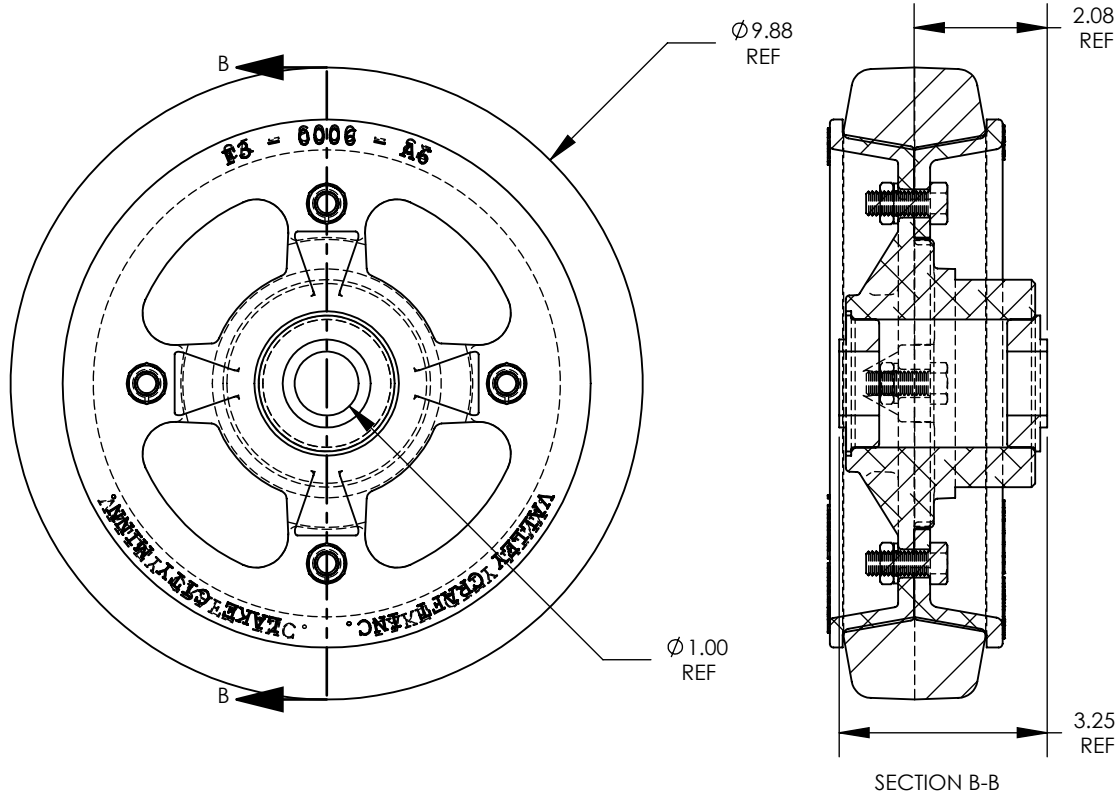
2001 South Hwy. 61, Lake City, MN 55041-9555, U.S.A.

**TITLE:** TRK-DRUM/650AS STD CH

C	E21-037	ADDED (2) F57261A8	DN	04/30/2021
CHG.	E.C.O.	DESCRIPTION / WAS	BY	DATE

**ALL ANGLES ARE 90° UNLESS SPECIFIED**

	NAME	DATE	SIZE	<b>PART NO.</b>
DRAWN	salvopb	5/08	A	F82425A0
CHECKED				<b>MATL:</b>
ENG APPR.			SCALE: 1:24	WEIGHT: 48.72 SHEET 2 OF 3



NOTES:

- A** : 10 X 2-1/2 TIRE SIZE
- B** : SMOOTH TREAD PATTERN
- C** : SOFT RUBBER WHEEL MATERIAL
- D** : 600# LOAD CAPACITY
- E** : 8.5# WEIGHT/WHEEL
- F** : ALUMINUM HUB MATERIAL
- G** : BALL BEARING TYPE
- H** : SILVER HUB COLOR

ITEM NO.	PART NUMBER	DESCRIPTION	QTY.
1	F30006A6	HUB-D/M 10X2.5	1
2	Z10026A8	NUT-HEX JAM 3/8-16ZP	4
3	Z10132A9	S-HHC 3/8-16X1	4
4	Z10214A0	WASHER-3/8 LOCK MD	4
5	Z30001A5	TIRE-HARD BASE D/M 10 X 2-1/2	1
6	Z30002A4	BRG-FLG 1/RPMT	2
7	Z30003A3	FLG-D/M 10X.5HD-10F	1

**PROPRIETARY AND CONFIDENTIAL**

THE INFORMATION CONTAINED IN THIS DRAWING IS THE SOLE PROPERTY OF VALLEY CRAFT. ANY REPRODUCTION IN PART OR AS A WHOLE WITHOUT THE WRITTEN PERMISSION OF VALLEY CRAFT IS PROHIBITED.

**UNLESS OTHERWISE SPECIFIED:**

DECIMALS  
2 PLACES  $\pm 0.01$   
3 PLACES  $\pm 0.005$   
ANGLE  $\pm 1^\circ$

**GRIND/SAND SHARP EDGES .015 MAX DOES NOT APPLY TO DRILLED HOLE DIA.**



**TITLE:** WHL-10 D/M

DRAWN	JS	SIZE	PART NO. F60004A5
CHECKED		A	
ENG APPR.		MATL:	
		SCALE: 1:3	WEIGHT:
		SHEET 3 OF 3	

A	-	DRAWN	JS	01/29/2009
CHG.	E.C.O.	DESCRIPTION / WAS	BY	DATE

**ALL ANGLES ARE 90° UNLESS SPECIFIED**