



Search all content

The Exchange > Sensei Cloud > SENSEI CLOUD > Sensei Cloud Release 0.1.6242 (Part 1)



MOD kevin_moloney

Moderator



05-18-2021 07:26 PM

Sensei Cloud Release 0.1.6242 (Part 1)

Sensei Cloud

Weekly Release

Build 0.1.6242 | May 19th, 2021

This week's Sensei Cloud updates continue to expand core application functionality and deliver on recent customer requests.

Additional Treatment Chart Updates

New enhancements to the Treatment Chart UI [Patient Tab > Clinical > Treatment Chart] include further reconciliation with the Hard Tissue Chart in terms of the appointment management workflow and the display of additional clinical history items. As documented in the 0.1.6024 release notes (April 14th, 2021), the Treatment Chart now provides a text-based alternative view of the patient's clinical history.

Prescription-based events are now displayed as part of the patient's clinical history in the Treatment Chart. Whether your practice uses Carestream Dental's ePrescription service or the default paper-based functionality in Sensei Cloud [Patient Tab > Clinical > Prescriptions], any drug orders that you create will be synchronized and displayed in the Treatment Chart. A corresponding clinical event with the basic order details will be displayed, along with the latest status updates to the prescription (e.g., voiding, reactivating, printing, etc.).

The screenshot shows the Sensei Cloud interface for a patient named Zazz Zazerly. A 'Manage Prescription' modal window is open, displaying the following details:

- Status:** Created (05/14/2021)
- Originally Created On:** 05/14/2021 (Dr. Kevin Rees)
- Last Printed On:** Not yet printed.
- Drug Name:** Clindamycin
- Strength / Dosage:** 500 mg
- SIG:** Three times a day
- Formulation:** Tablet
- Quantity / Days:** 30 / 10 Days
- Refills:** 0
- Substitutions Allowed:** Yes
- Schedule II (Controlled):** No

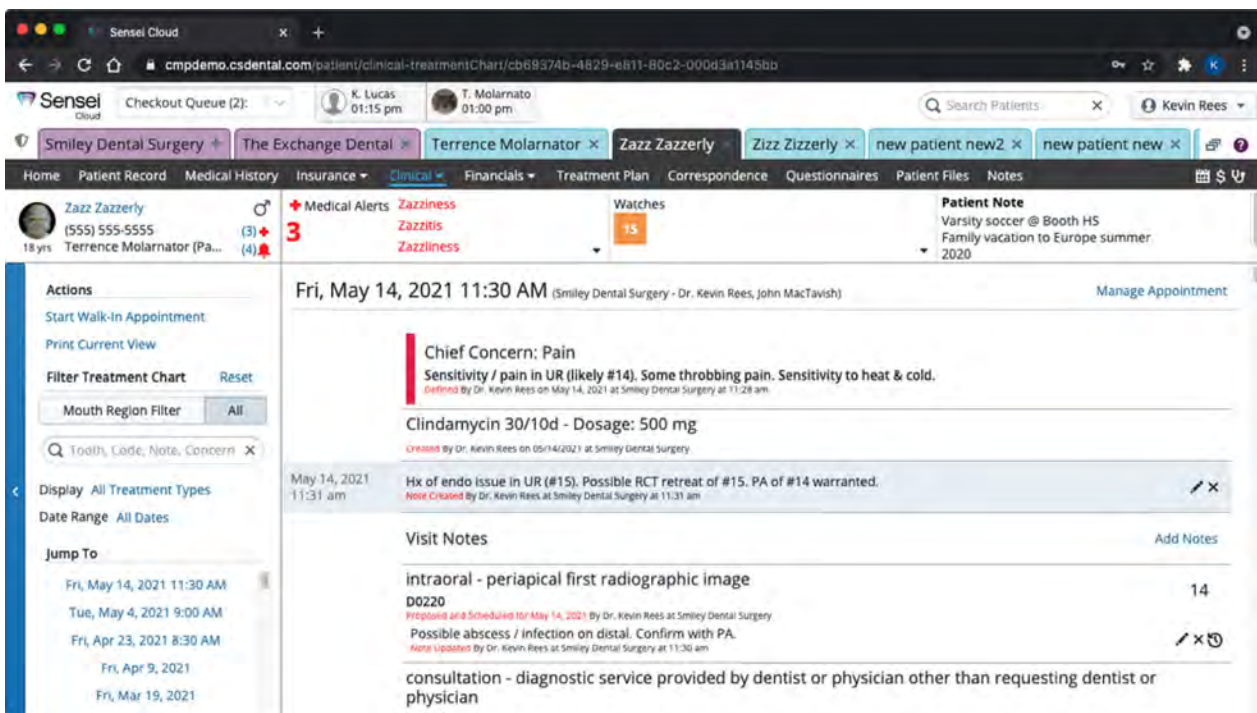
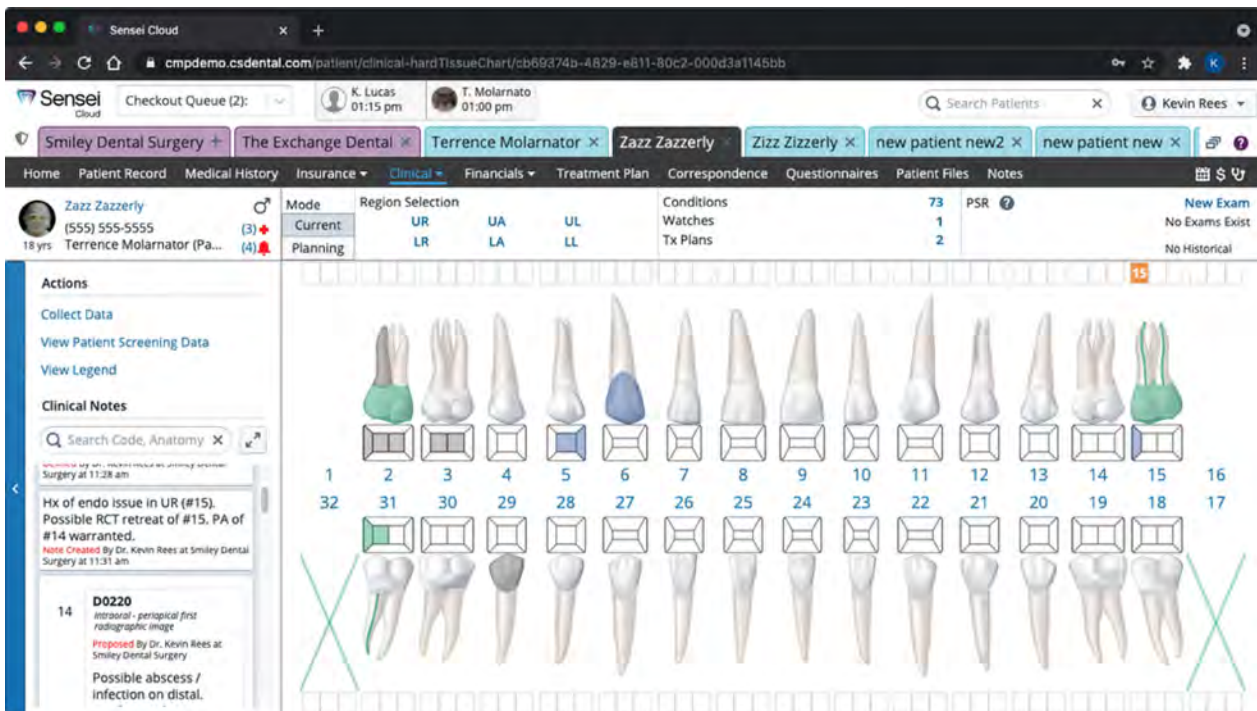
At the bottom of the modal, there are buttons for 'Print Rx', 'Repeat Rx', 'Void Rx', and 'Close'. The background interface shows a list of prescriptions with columns for Rx ID, Drug Name, Strength / Dosage, Quantity / Days, Refills, Substitutions Allowed, and Schedule II (Controlled).

The screenshot shows the Sensei Cloud interface for a patient named Zazz Zazerly. The 'Treatment Chart' is displayed for a dental appointment on Friday, May 14, 2021, at 11:30 AM. The chart includes the following information:

- Chief Concern: Pain**
Sensitivity / pain in UR (likely #14). Some throbbing pain. Sensitivity to heat & cold.
- Clindamycin 30/10d - Dosage: 500 mg**
Created By Dr. Kevin Rees on 05/14/2021 at Smiley Dental Surgery
- Hx of endo issue in UR (#15). Possible RCT retreat of #15. PA of #14 warranted.**
Note Created By Dr. Kevin Rees at Smiley Dental Surgery at 11:31 am.
- Visit Notes**
Add Notes
- intraoral - periapical first radiographic image**
D0220
Proposed and Scheduled for May 14, 2021 By Dr. Kevin Rees at Smiley Dental Surgery
- Possible abscess / infection on distal. Confirm with PA.**
Note Updated by Dr. Kevin Rees at Smiley Dental Surgery at 11:30 am
- consultation - diagnostic service provided by dentist or physician other than requesting dentist or physician**

The interface also shows a 'Patient Note' section with text: 'Varsity soccer @ Booth HS', 'Family vacation to Europe summer 2020', and a 'Watches' section with a count of 15.

Additionally, any day- and event-based clinical notes that you have entered in the Hard Tissue Chart are now synchronized and displayed in the Treatment Chart. This includes any general clinical notes entered for an encounter or notes that have been appended to clinical events, such as diagnosed / observed conditions, planned procedures, completed work, and watches. These clinical notes, along with any subsequent updates, revisions, or removals, are displayed with the associated date block and clinical events in the Treatment Chart. NOTE: Future releases will allow you to create and manage these event-based clinical notes directly via the Treatment Chart.

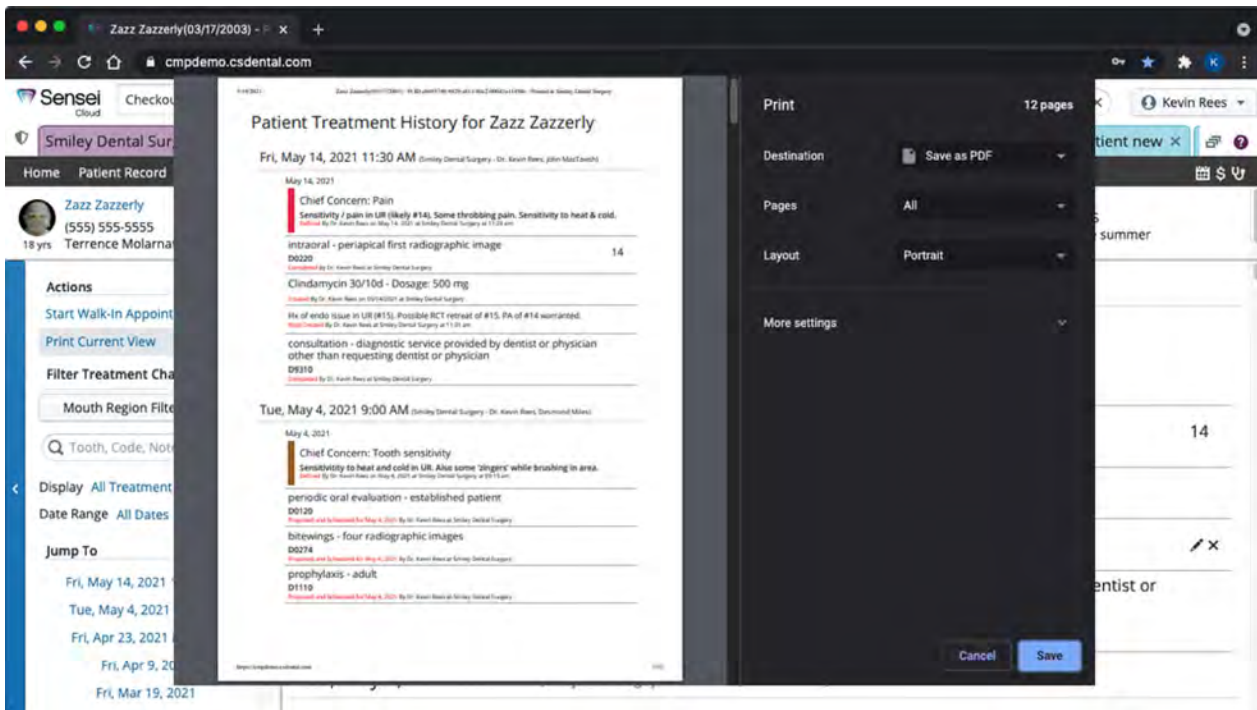
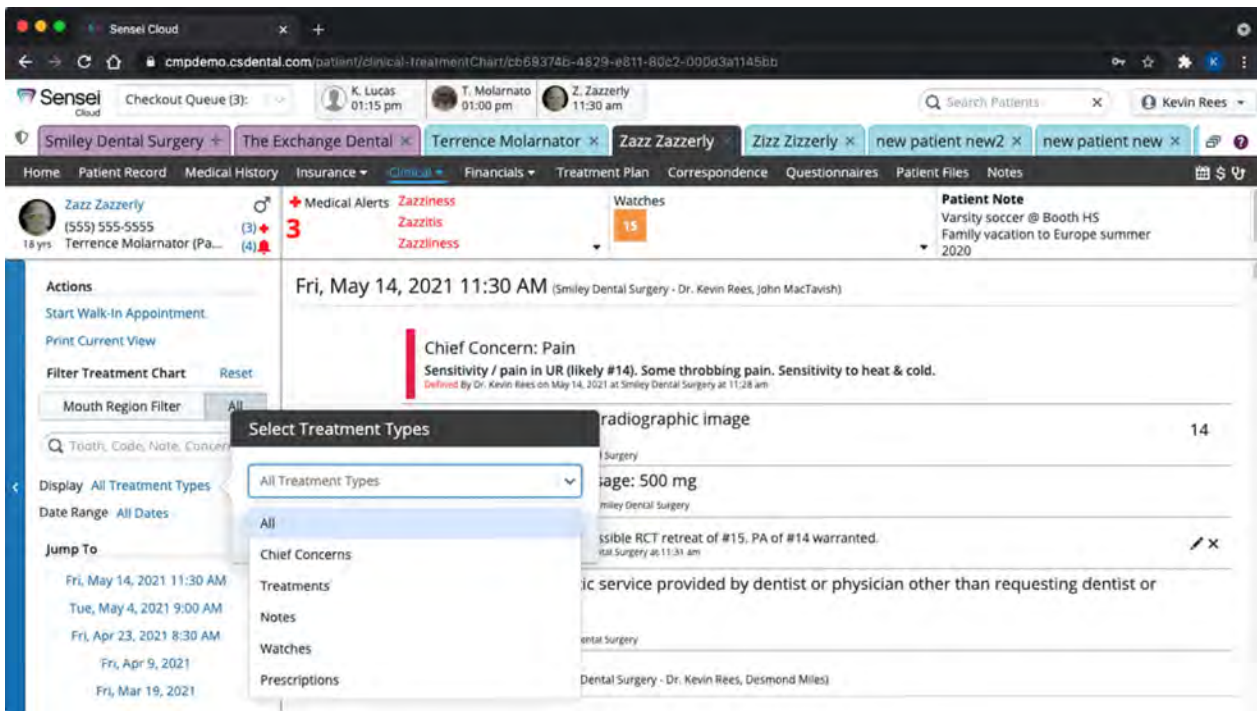


Management of patient appointments in the Treatment Chart has also been simplified to match the workflow in the Hard Tissue Chart. Click 'Manage Appointment' in the associated date block to control the scheduled encounter. You can manage the scheduled procedures, enter notes for the front desk upon checkout, and complete the appointment. Any modifications you make will be reflected in both the Treatment Chart and the Hard Tissue Chart.

The screenshot shows the 'Manage Today's Appointment' interface for patient Zazz Zazerly on Friday, May 14, 2021, at 11:30 AM. The appointment is for a walk-in with Dr. Kevin Rees and John MacTavish, involving 2 procedures with a total fee of \$216.00. A 'Notes for Checkout' field contains the text 'Print new Rx & advise patient to fill ASAP.' Below this is a section for 'Today's Procedures' with a search bar and a table. The table lists two procedures: a consultation service (D9310) and an intraoral radiograph (D0220). At the bottom, there are buttons for 'Save Changes', 'Complete Appointment', and 'Cancel'.

Procedure	Tooth/Quad	Surfaces	Status	Fee	Action	Delete	Defer	ICD10 Codes
consultation - diagnostic service provided by dentist or physician other than requesting dentist or physician			Scheduled	\$165.00	Complete		Defer	Add
intraoral - periapical first radiographic image	14		Scheduled	\$51.00	Complete		Defer	Add

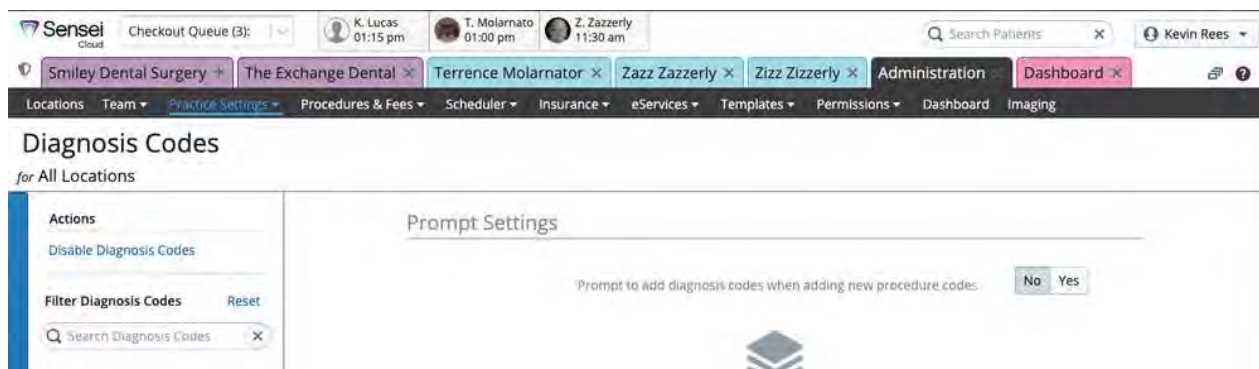
The filters have also been enhanced to provide you with more flexibility when reviewing a patient's clinical history. The event type filter now allows you to select multiple values (e.g., notes, treatments, etc.) and generate a view based on a subset of clinical event types. You can also filter the Treatment Chart contents by date range, to display a portion of the patient's clinical history. Finally, you can generate a paper or electronic (.PDF) copy of the patient's full clinical history or the currently-filtered Treatment Chart view.



Upcoming Sensei Cloud releases will continue to expand the capabilities of the Treatment Chart specifically, and clinical notes documentation more generally. This includes enhanced templating and rich text capabilities for all clinical notes, the ability to easily add new and manage existing clinical notes via the Treatment Chart, and improved search and filtering controls, among other enhancements. We hope that these improvements continue to bring value to your clinical workflows and look forward to your feedback.

[US Only] ICD-10-CM Diagnosis Codes

This week's release includes support for the use of ICD-10 codes as part of clinical documentation. This enables you to use diagnosis codes as part of the documentation of your proposed / completed work. NOTE: The diagnosis code functionality is enabled by default. If your practice does not document diagnosis codes as part of patient care, click 'Disable Diagnosis Codes' to disable this functionality [Administration Tab > Practice Settings > Diagnosis Codes]. Any existing diagnosis code data will remain part of patient clinical history, but you will no longer be able to record new diagnosis codes against procedures.



Sensei Cloud includes the full ICD-10-CM code list. You can search for ICD-10 codes by their code or description (e.g., disease, condition, etc.) in the new 'Diagnosis Codes' screen [Administration Tab > Practice Settings > Diagnosis Codes]. Because the full ICD-10-CM code list has been implemented, there is no need to add, edit, or remove diagnosis codes. NOTE: You must enter at least three characters to trigger the code search.

The screenshot shows the 'Diagnosis Codes' page in Sensei Cloud. On the left, there are 'Actions' (Disable Diagnosis Codes) and 'Filter Diagnosis Codes' (with a search box containing 'dental'). The main area is a table with the following data:

Code	Description
K023	Arrested dental caries
K0251	Dental caries on pit and fissure surface limited to enamel
K0252	Dental caries on pit and fissure surface penetrating into dentin
K0253	Dental caries on pit and fissure surface penetrating into pulp
K0261	Dental caries on smooth surface limited to enamel
K0262	Dental caries on smooth surface penetrating into dentin
K0263	Dental caries on smooth surface penetrating into pulp
K027	Dental root caries
K029	Dental caries, unspecified
K037	Posteruptive color changes of dental hard tissues
K083	Retained dental root
K0852	Unrepairable overhanging of dental restorative materials
K08530	Fractured dental restorative material without loss of material

The 'Prompt Setting' in the Diagnosis Codes screen enables you to determine if your team members will be prompted to enter diagnosis codes (or not). When enabled, you are automatically prompted to enter applicable diagnosis codes whenever procedures are scheduled, planned, or posted. NOTE: This is disabled by default to prevent unnecessary interruptions to your workflows, but can be enabled to support your practice's needs.

The screenshot shows the 'Diagnosis Codes' page with the 'Prompt Settings' section highlighted. It features a toggle switch for the setting 'Prompt to add diagnosis codes when adding new procedure codes', which is currently set to 'No'. Below the toggle, there is a search icon and the text 'Please search for the Diagnosis code(s) that'.

As mentioned, you now have the opportunity to search for and associate ICD-10 diagnosis codes in support of your documentation of patient care. Depending on the aforementioned 'Prompt Setting', you will either be automatically prompted to enter diagnosis codes or will have the opportunity to add them when planning or posting procedures. You can add or manage the diagnosis codes for each procedure during clinical workflows. This includes:

- Managing a patient's scheduled appointment via the Hard Tissue Chart [Patient Tab > Clinical > Hard Tissue Chart > 'Today's Appointment'].
- Managing a patient's scheduled appointment via the Treatment Chart [Patient Tab > Clinical > Treatment Chart > 'Manage Appointment'].
- Managing a patient's treatment plan via the Hard Tissue Chart [Patient Tab > Clinical > Hard Tissue Chart > Planning Mode > 'Pencil'].
- Managing a patient's treatment plan via the Treatment Plan screen [Patient Tab > Treatment Plan > / Treatment Chart > 'Pencil'].

Click 'Add' under ICD10 Codes in the corresponding screen to display the 'Diagnosis Codes' dialog. From here, you can search for and select (up to four) ICD-10-based diagnosis codes per procedure. Once saved, you can modify or remove the associated diagnosis codes by clicking 'Edit'. When added, diagnosis codes can be reviewed as part of the procedure details in the Patient Ledger or Treatment Plan. NOTE: If prompt settings are enabled, the 'Diagnosis Codes' dialog is automatically displayed whenever adding procedures to an appointment card, treatment plan, or ledger. It is not required to add diagnosis codes to procedures, even when prompted to do so.

Appointment Summary

Fri, May 14, 2021 11:30 AM (Walk-ins)
 Dr. Kevin Rees, John MacTavish
 2 Procedures, Total Fee:\$216.00

Notes for Checkout

Print new Rx & advise patient to fill ASAP.

Today's Procedures

Search procedures from CDT Procedures

Procedure	Tooth/Quad	Surfaces	Status	Fee	Action	Delete	Defer	ICD10 Codes
consultation - diagnostic service provided by D9310 dentist or physician other than requesting dentist or physician			Completed	\$165.00	UnComplete		Defer	Add
intraoral - periapical first radiographic image D0220	14		Completed	\$51.00	UnComplete		Defer	Add

Planned Procedures

Unmanaged Procedures

Procedure	Tooth/Quad	Surfaces	Status	Fee	Action	Delete	ICD10 Codes
-----------	------------	----------	--------	-----	--------	--------	-------------

Save Changes Complete Appointment Cancel

Sensei Cloud

cmpdemo.csidental.com/patient/treatmentPlan/cb69374b-4829-e811-80c2-000d3a1145bb

Edit UnManaged Procedures

Search procedures from CDT Procedures CDT Procedures

UnManaged List

Procedure	Tooth/Quad	Surfaces	Status	Fee	Action	Delete	ICD10 Codes
consultation - diagnostic service provided D9310 by dentist or physician other than requesting dentist or physician			Scheduled	\$165.00	Complete	<input type="checkbox"/>	Add
D0220 Intraoral - periapical first radiographic image	14		Scheduled	\$51.00	Complete	<input type="checkbox"/>	Add
D0220 Intraoral - periapical first radiographic image	14		UnScheduled	\$51.00	Complete	<input type="checkbox"/>	Add
consultation - diagnostic service provided D9310 by dentist or physician other than requesting dentist or physician			UnScheduled	\$165.00	Complete	<input type="checkbox"/>	Add
D2642 onlay - porcelain/ceramic - two surfaces	19	MO	Scheduled	\$150.00	Complete	<input type="checkbox"/>	Add
D0140 limited oral evaluation - problem focused			Scheduled	\$110.80	Complete	<input type="checkbox"/>	Add

OK Cancel

Sensei Cloud

cmpdemo.csidental.com/patient/treatmentPlan/cb69374b-4829-e811-80c2-000d3a1145bb

Edit UnManaged Procedures

Search procedures from CDT Procedures CDT Procedures

UnManaged List

Diagnosis Codes

Please search for the diagnosis code(s) that you would like to add. Up to 4 diagnosis codes can be added per procedure:

dental exam

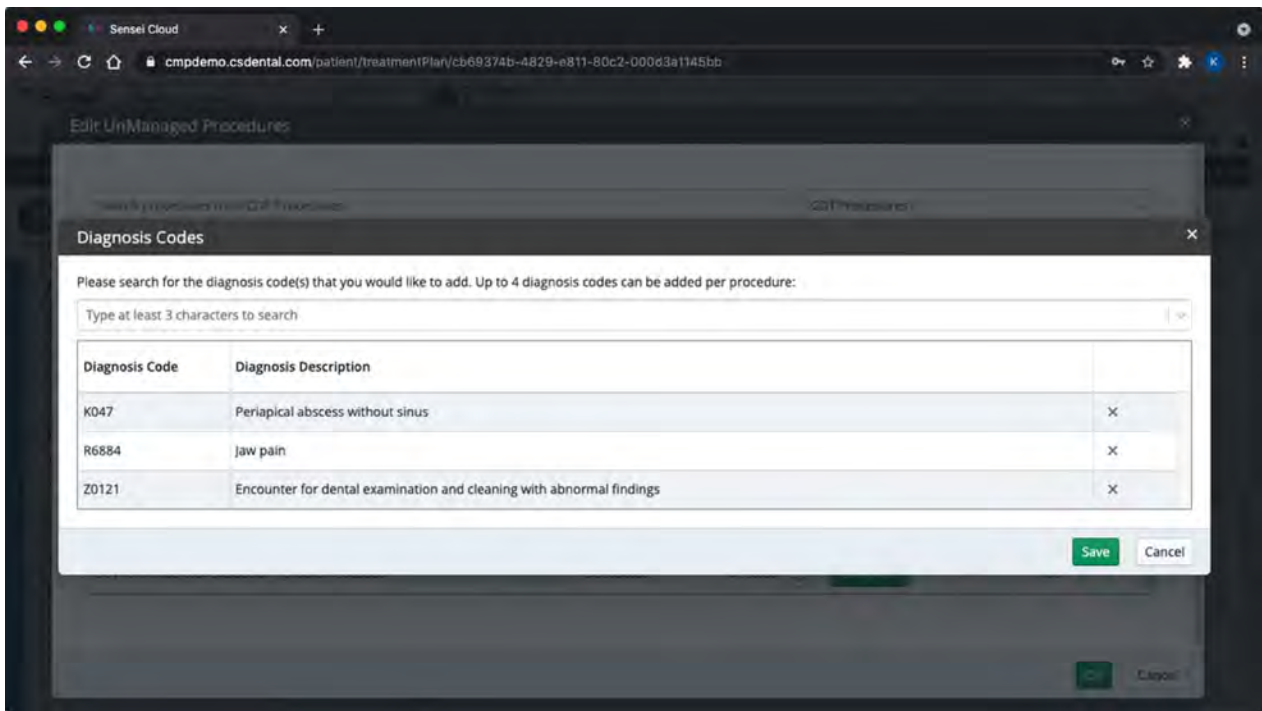
- 20120 Encounter for dental examination and cleaning without abnormal findings
- 20121 Encounter for dental examination and cleaning with abnormal findings

No codes to display.

Save Cancel

D0140 limited oral evaluation - problem focused Scheduled \$110.80 Complete Add

OK Cancel



The inclusion of diagnosis codes in the documentation of patient care will prove useful in future releases, as Sensei Cloud begins to support the submission of claims to medical insurance. We hope that the inclusion of ICD-10 codes provides value for your clinical workflows. We look forward to your feedback on this new functionality and any additional improvements that can be made in support of your clinical documentation workflows.

[0.1.6242 RELEASE UPDATES CONTINUED ON PART 2]

 Add tags



Reply

Sort: Newest to Oldest

[All forum topics](#) < [Previous Topic](#) [Next Topic](#) >



Reply...

Post Reply

CORPORATE HEADQUARTERS

Carestream Dental LLC
3625 Cumberland Blvd. Ste. 700
Atlanta, GA 30339

CONTACT

Contact Us
Support Locator
Training

ABOUT US

Blog
Media Room

QUICK LINKS

Carestream Dental Institute
Carestream Dental Website



[Global Data Privacy Shield](#)

[Terms and Conditions](#)

[Privacy Policy](#)

© 2019 Carestream Dental, LLC. All Rights Reserved