



Search all content

The Exchange > Sensei Cloud > SENSEI CLOUD > Sensei Cloud Release 0.1.5774



**MOD kevin\_moloney**

Moderator



02-23-2021 09:11 PM

Sensei Cloud Release 0.1.5774

# Sensei Cloud

Weekly Release

Build 0.1.5774 | February 24th, 2021

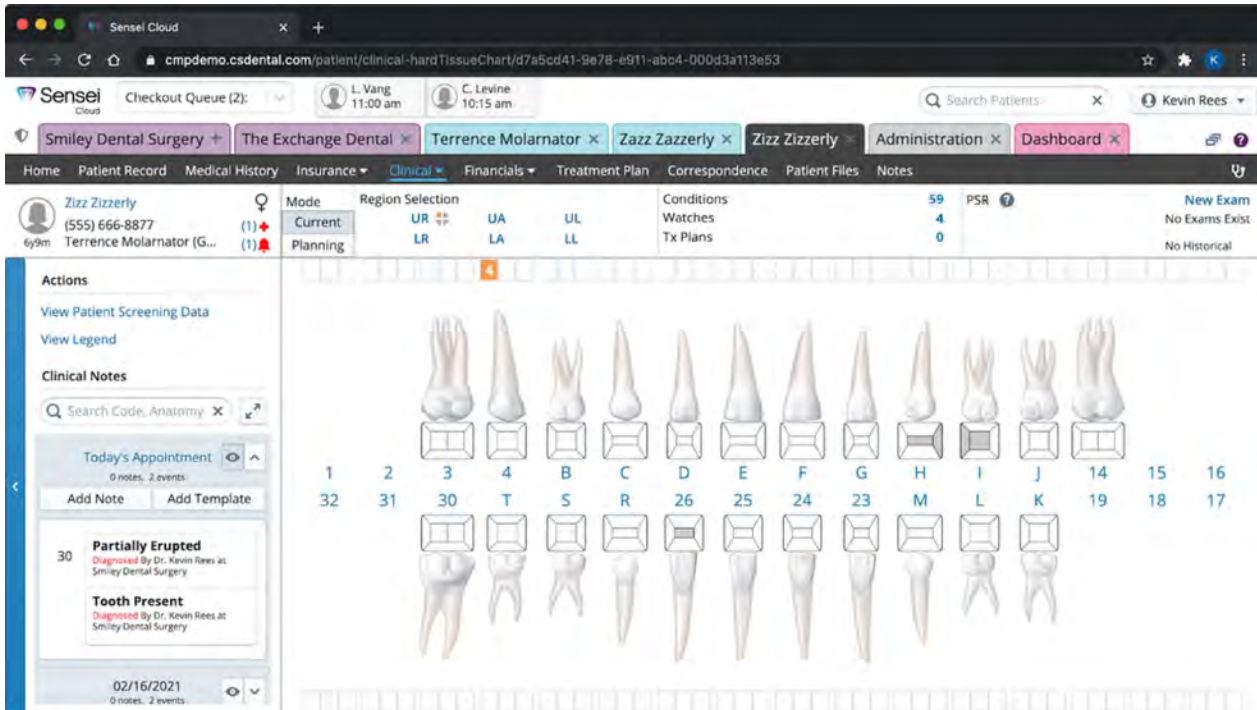
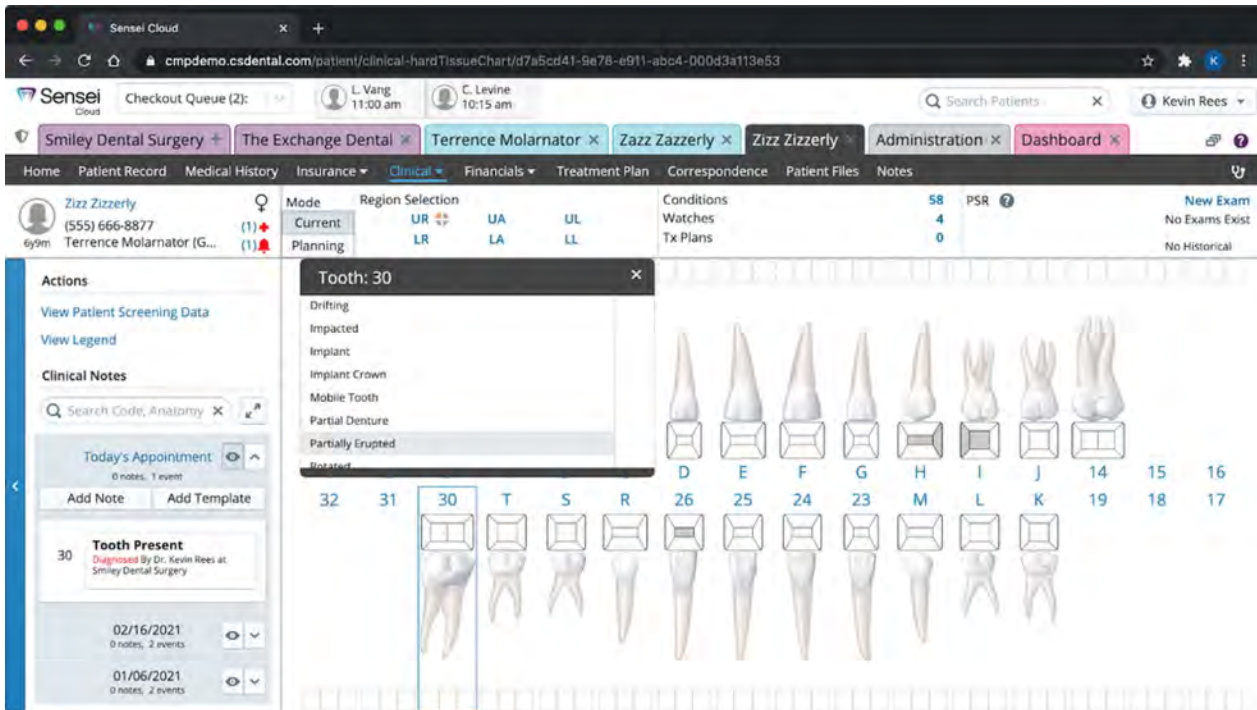
This week's Sensei Cloud updates continue to expand core application functionality and deliver on recent customer requests.

## Charting Enhancements

In response to customer feedback, this week's release includes two new charting enhancements [Patient Tab > Clinical > Hard Tissue Chart]. You can now designate a tooth as 'partially erupted', and you can diagnose (Current Mode) or plan (Planning Mode) a partial denture against a single tooth.

To designate a tooth as partially erupted, you must first be in 'Current' charting mode. Click on the associated tooth number and then select the 'Partially Erupted' charting option. This charts the finding and creates an associated

clinical event note in the patient's history. NOTE: This does not update the visual state of the tooth in the odontogram. HINT: If the tooth is not currently present (visible) in the chart, first mark the tooth as present [Click Tooth Number > Click 'Tooth Present'], and then chart as partially erupted.



To chart an existing single-tooth partial denture or to plan one, simply select the associated tooth number, select the 'Partial Denture' option, and then select the material (Current Mode) or procedure (Planning Mode). This charts the partial denture and creates the clinical event note in the patient's history.

NOTE: The procedure for charting partial dentures involving multiple teeth is similar and was previously documented in the Release Notes from March 9th, 2020 (release 4648).

The screenshot shows the Sensei Cloud interface for a patient named Kevin Doyle. The current plan is a Partial Denture. A pop-up window titled "Tooth: 30" is open, showing a list of actions for that tooth:

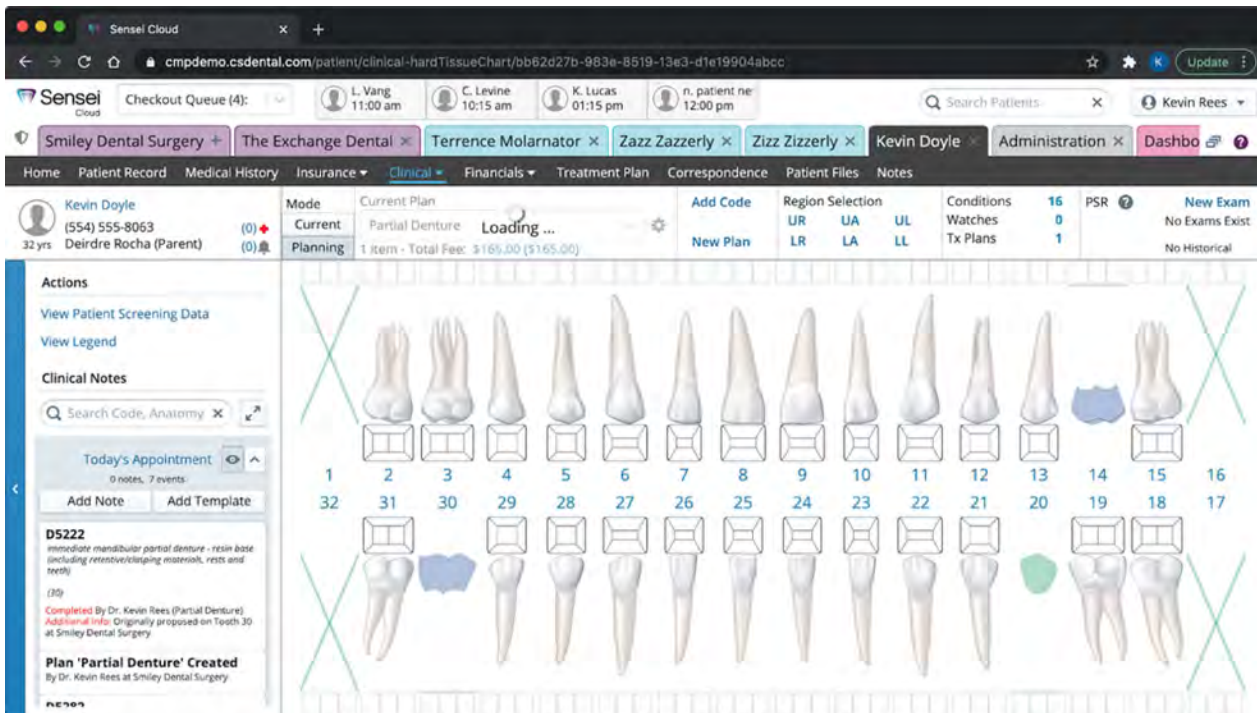
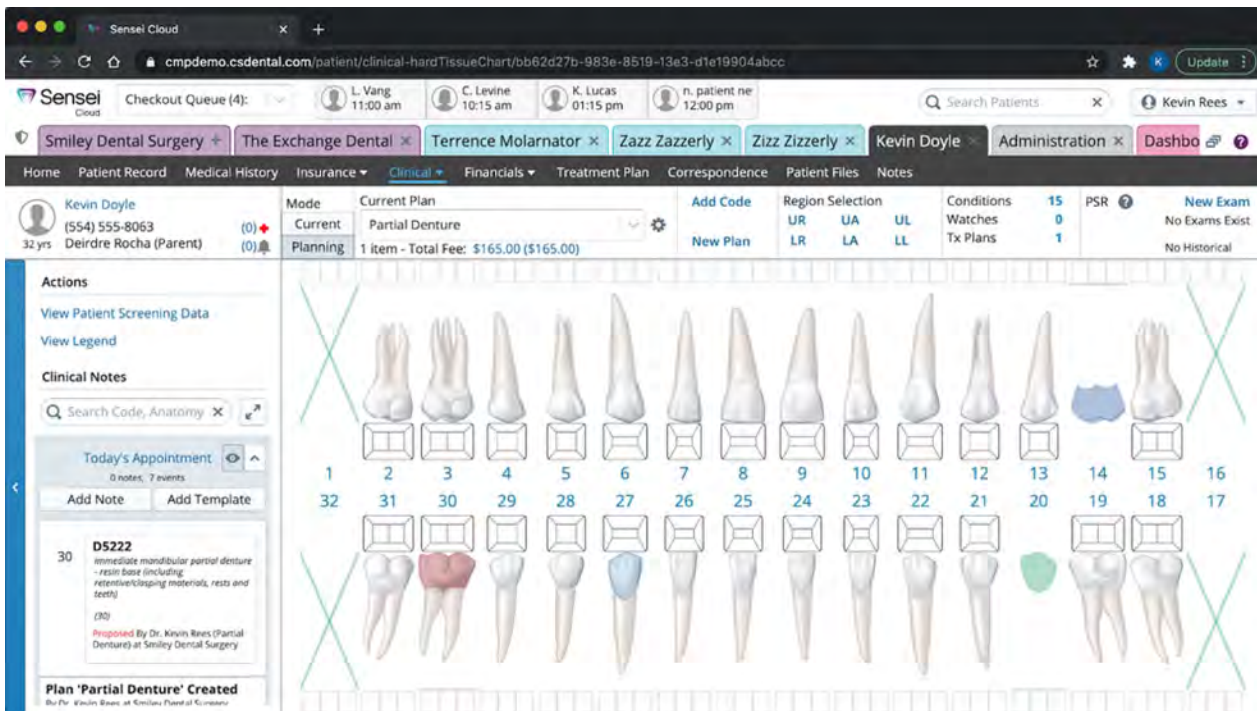
- Implant Crown
- Implant Prosthetic
- Implant Services
- Labs - Tooth
- Maxillofacial Prosthetics - Tooth
- Partial Denture
- Periodontic Surgery - Tooth
- Periodontic Treatment - Tooth

The dental chart shows teeth 32 through 17. Tooth 30 is highlighted with a blue box. A partial denture plan is shown for tooth 30, with a green circle indicating the area of the denture. The interface includes a navigation menu, patient information, and a list of actions.

The screenshot shows the Sensei Cloud interface for a patient named Kevin Doyle. The current plan is a Partial Denture. A pop-up window titled "Tooth: 30" is open, showing a list of actions for that tooth:

- D5212 - mandibular partial denture - resin base (including, re
- D5213 - maxillary partial denture - cast metal framework with
- D5214 - mandibular partial denture - cast metal framework w
- D5221 - immediate maxillary partial denture - resin base (incl
- D5222 - immediate mandibular partial denture - resin base (r
- D5223 - immediate maxillary partial denture - cast metal fram
- D5224 - immediate mandibular partial denture - cast metal fr

The dental chart shows teeth 32 through 17. Tooth 30 is highlighted with a blue box. A partial denture plan is shown for tooth 30, with a green circle indicating the area of the denture. The interface includes a navigation menu, patient information, and a list of actions.



We hope these new charting capabilities improve your clinical documentation workflows. Please send us your feedback on what works well and what additional charting enhancements are needed.

## Optimizations and Fixes

The following fixes and optimizations have been added to Sensei Cloud this week.

1. Addressed an issue which generated an application error when a correspondence template was saved with an invalid merge field.
2. Resolved a defect for ePayments Secure customers in which the incorrect transaction amount was being displayed when a partial payment was collected.
3. Fixed a bug in which procedures were sometimes being duplicated in the Procedure List & Fee Schedule when trying to perform a bulk update.
4. Resolved an issue that would prevent users from adding a teledentistry meeting to an appointment when modifying the appointment.
5. Fixed an issue in which an application error would sometimes occur when trying to view the Patient MiniCard's notifications via the Waiting Queue.
6. Addressed a defect in which additional characters were sometimes being added to generated correspondence items that included a patient address block.
7. Fixed a bug in which individual procedures would sometimes be removed from group procedures whenever a bulk update was performed on the Procedure List & Fee Schedule.

 Add tags



Reply

**Sort:** Newest to Oldest

[All forum topics](#)   [< Previous Topic](#)   [Next Topic >](#)



Reply...

Post Reply

Powered by  
**Khoros** 

CORPORATE HEADQUARTERS

Carestream Dental LLC  
3625 Cumberland Blvd. Ste. 700  
Atlanta, GA 30339

## CONTACT

[Contact Us](#)

[Support Locator](#)

[Training](#)

## ABOUT US

[Blog](#)

[Media Room](#)

## QUICK LINKS

[Carestream Dental Institute](#)

[Carestream Dental Website](#)



---

[Global Data Privacy Shield](#)

[Terms and Conditions](#)

[Privacy Policy](#)

© 2019 Carestream Dental, LLC. All Rights Reserved