



Certificate of Analysis

Sample: KN20405013-011
Harvest/Lot ID: 220052021207001
Batch#: D100001
Seed to Sale# N/A
Batch Date: N/A
Sample Size Received: 11 gram
Total Weight/Volume: N/A
Retail Product Size: 1 gram
ordered : 04/05/22
sampled : 04/05/22
Completed: 04/18/22
Sampling Method: SOP Client Method

TESTED

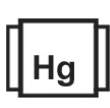
Page 1 of 5

Apr 18, 2022 | Arvida Labs
2351 W. Atlantic Blvd
Pompano Beach, FL, 33066, US

PRODUCT IMAGE SAFETY RESULTS



Pesticides
PASSED



Heavy Metals
PASSED



Microbials
PASSED



Mycotoxins
PASSED



Residuals
Solvents
PASSED



Filtration
PASSED



Water Activity
NOT TESTED



Moisture
NOT TESTED



Terpenes
TESTED

MISC.



Cannabinoid

TESTED



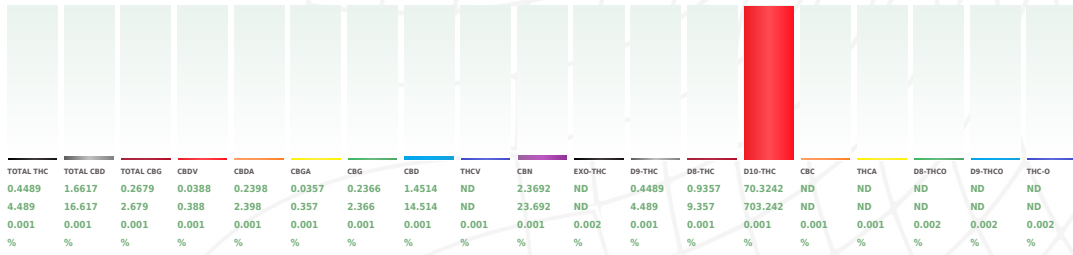
CBN
2.3692%
CBN/gram : 23.692 mg



D10-THC
70.3242%
D10-THC/gram : 703.242 mg



Total Cannabinoids
76.0803%
Total Cannabinoids/gram : 760.803 mg



Filtration PASSED

Analyzed By	Weight	Extraction date	Extracted By
1	0.5436g	04/06/22	1692
Analyte	LOD	Pass/Fail	Result
Filtration and Foreign Material	0.3	Pass	ND
Analysis Method -SOP.T.40.013	Batch Date - 04/05/22 18:31:54		
Analytical Batch -KN002220FIL	Reviewed On - 04/07/22 08:20:52		
Instrument Used : E-AMS-138 Microscope			
Running On :			

This includes but is not limited to hair, insects, feces, packaging contaminants, and manufacturing waste and by-products. A SW-2T13 Stereo Microscope is used for inspection.

Cannabinoid Profile Test

Analyzed by	Weight	Extraction date :	Extracted By :
113	0.2093g	04/06/22 10:04:29	143

Analysis Method -Expanded Measurement of Uncertainty: Flower Matrix d9-THC:12.7%, THCa: 9.5%, TOTAL THC 11. 1%. These uncertainties represent an expanded uncertainty expressed at approximately the 95% confidence level using a coverage factor k=2 for a normal distribution.
Analytical Batch -KN002210POT Instrument Used : HPLC E-SHI-008 Running On :

Dilution : 40
Reagent : 081321.R04; 040622.R03; 040622.R04
Consumables : 947.251; 12123-046CC-046
Full spectrum cannabinoid analysis utilizing High Performance Liquid Chromatography with UV/PDA detection (HPLC-UV/PDA). (Method: SOP.T.30.031.TN for sample prep and Shimadzu High Sensitivity Method SOP.T.40.031 for analysis).
*Based on FL action limits.

This report shall not be reproduced, unless in its entirety, without written approval from Kaycha Labs. This report is an Kaycha Labs certification. The results relate only to the material or product analyzed. Test results are confidential unless explicitly waived otherwise. Void after 1 year from test end date. Cannabinoid content of batch material may vary depending on sampling error. IC=In-control QC parameter, NC=Non-controlled QC parameter, ND=Not Detected, NA=Not Analyzed, ppm=Parts Per Million, ppb=Parts Per Billion. Limit of Detection (LoD) and Limit Of Quantitation (LoQ) are terms used to describe the smallest concentration that can be reliably measured by an analytical procedure. RPD=Reproducibility of two measurements. Action Levels are State determined thresholds for human safety for consumption and/or inhalation. The result >99% are variable based on uncertainty of measurement (UM) for the analyte. The UM error is available from the lab upon request. The "Decision Rule" for the pass/fail does not include the UM. The limits are based on F.S. Rule 64-4.310.

Sue Ferguson

Lab Director

State License # n/a
ISO Accreditation # 17025:2017

Sue Ferguson
Signature

04/18/22

Signed On



Certificate of Analysis

TESTED

Arvida Labs

2351 W. Atlantic Blvd
Pompano Beach, FL, 33066, US
Telephone: (305) 322-9822
Email: JJ@arvidalabs.com

Sample : KN20405013-011
Harvest/Lot ID: 220052021207001

Batch# : D100001
Sampled : 04/05/22
Odered : 04/05/22

Sample Size Received : 11 gram
Total Weight/Volume : N/A
Completed : 04/18/22 Expires: 04/18/23
Sample Method : SOP Client Method

Page 2 of 5



Terpenes

TESTED

Terpenes	LOD(%)	mg/g	%	Result (%)
TRANS-CARYOPHYLLENE	0.007	3.516	0.3516	
GUAIOL	0.007	0.467	0.0467	
LIMONENE	0.007	1.318	0.1318	
LINALOOL	0.007	1.975	0.1975	
NEROL	0.007	ND	ND	
OCIMENE	0.007	ND	ND	
ALPHA-PHELLANDRENE	0.007	ND	ND	
PULEGONE	0.007	ND	ND	
SABINENE	0.007	ND	ND	
SABINENE HYDRATE	0.007	ND	ND	
TERPINEOL	0.007	ND	ND	
TERPINOLENE	0.007	28.2495	2.8249	
GERANYL ACETATE	0.007	ND	ND	
TRANS-NEROLIDOL	0.007	<0.2	<0.02	
VALENCENE	0.007	ND	ND	
ISOPULEGOL	0.007	ND	ND	
ALPHA-HUMULENE	0.007	2.112	0.2112	
ALPHA-PINENE	0.007	0.873	0.0873	
ALPHA-TERPINENE	0.007	ND	ND	
BETA-MYRCENE	0.007	1.837	0.1837	
BETA-PINENE	0.007	0.238	0.0238	
BORNEOL	0.013	ND	ND	
CAMPHENE	0.007	ND	ND	
CAMPHOR	0.013	ND	ND	
CARYOPHYLLENE OXIDE	0.007	0.538	0.0538	
CEDROL	0.007	ND	ND	
ALPHA-BISABOLOL	0.007	1.959	0.1959	
ALPHA-CEDRENE	0.007	ND	ND	
CIS-NEROLIDOL	0.007	ND	ND	
3-CARENE	0.007	ND	ND	
FENCHYL ALCOHOL	0.007	0.277	0.0277	

Terpenes	LOD(%)	mg/g	%	Result (%)
HEXAHYDROTHYMOL	0.007	ND	ND	
EUCALYPTOL	0.007	ND	ND	
ISOBORNEOL	0.007	ND	ND	
FARNESENE	0.007	ND	ND	
FENCHONE	0.007	ND	ND	
GAMMA-TERPINENE	0.007	0.688	0.0688	
GERANIOL	0.007	ND	ND	



Terpenes

TESTED

Analyzed by: 1 Weight: 0.5088g Extraction date: 04/11/22 02:04:45 Extracted By: 138

Analysis Method - SOP.T.40.090
Analytical Batch - KN002236TER
Instrument Used : E-SHI-109 Terpenes
Running On :
Batch Date : 04/08/22 09:12:19

Reviewed On - 04/18/22 11:24:35

Dilution : 5

Reagent :

Consumables :

Terpenoid profile screening is performed using GC-MS with Liquid Injection (Gas Chromatography - Mass Spectrometer) which can screen 38 terpenes using Method SOP.T.40.090 Terpenoid Analysis Via GC-MS, Analytes ISO Pending

Total (%) 4.4047



Certificate of Analysis

TESTED

Arvida Labs

2351 W. Atlantic Blvd
Pompano Beach, FL, 33066, US
Telephone: (305) 322-9822
Email: JJ@arvidalabs.com

Sample : KN20405013-011
Harvest/Lot ID: 220052021207001

Batch# : D100001
Sampled : 04/05/22
Ordered : 04/05/22

Sample Size Received : 11 gram
Total Weight/Volume : N/A
Completed : 04/18/22 Expires: 04/18/23
Sample Method : SOP Client Method

Page 3 of 5



Pesticides

PASSED

Pesticides	LOD	Units	Action Level	Pass/Fail	Result	Pesticides	LOD	Units	Action Level	Pass/Fail	Result
ABAMECTIN B1A	0.01	ppm	0.3	PASS	ND	PIPERONYL BUTOXIDE	0.01	ppm	3	PASS	0.1356
ACEPHATE	0.01	ppm	3	PASS	ND	PRALLETHRIN	0.01	ppm	0.4	PASS	ND
ACEQUINOCYL	0.01	ppm	2	PASS	ND	PROPICONAZOLE	0.01	ppm	1	PASS	ND
ACETAMIPRID	0.01	ppm	3	PASS	ND	PROPOXUR	0.01	ppm	0.1	PASS	ND
ALDICARB	0.01	ppm	0.1	PASS	ND	PYRETHRINS	0.01	ppm	1	PASS	ND
AZOXYSTROBIN	0.01	ppm	3	PASS	ND	PYRIDABEN	0.01	ppm	3	PASS	ND
BIFENAZATE	0.01	ppm	3	PASS	ND	SPINETORAM	0.01	ppm	3	PASS	ND
BIFENTHRIN	0.01	ppm	0.5	PASS	ND	SPIROMESIFEN	0.01	ppm	3	PASS	ND
BOSCALID	0.01	ppm	3	PASS	ND	SPIROTETRAMAT	0.01	ppm	3	PASS	ND
CARBARYL	0.01	ppm	0.5	PASS	ND	SPIROXAMINE	0.01	ppm	0.1	PASS	ND
CARBOFURAN	0.01	ppm	0.1	PASS	ND	TEBUCONAZOLE	0.01	ppm	1	PASS	ND
CHLORANTRANILIPROLE	0.01	ppm	3	PASS	ND	THIACLOPRID	0.01	ppm	0.1	PASS	ND
CHLORMEQUAT CHLORIDE	0.01	ppm	3	PASS	ND	THIAMETHOXAM	0.01	ppm	1	PASS	ND
CHLORPYRIFOS	0.01	ppm	0.1	PASS	ND	TOTAL SPINOSAD	0.01	ppm	3	PASS	ND
CLOFENTZINE	0.01	ppm	0.5	PASS	ND	TRIFLOXYSTROBIN	0.01	ppm	3	PASS	ND
COUMAPHOS	0.01	ppm	0.1	PASS	ND						
CYPERMETHRIN	0.01	ppm	1	PASS	ND						
DAMINOZIDE	0.01	ppm	0.1	PASS	ND						
DIAZANON	0.01	ppm	0.2	PASS	ND						
DICHLORVOS	0.01	ppm	0.1	PASS	ND						
DIMETHOATE	0.01	ppm	0.1	PASS	ND						
DIMETHOMORPH	0.01	ppm	3	PASS	ND						
ETHOPROPHOS	0.01	ppm	0.1	PASS	ND						
ETOFENPROX	0.01	ppm	0.1	PASS	ND						
ETOXAZOLE	0.01	ppm	1.5	PASS	ND						
FENHEXAMID	0.01	ppm	3	PASS	ND						
FENOXYCARB	0.01	ppm	0.1	PASS	ND						
FENPYROXIMATE	0.01	ppm	2	PASS	ND						
FIPRONIL	0.01	ppm	0.1	PASS	ND						
FLONICAMID	0.01	ppm	2	PASS	ND						
FLUDIOXONIL	0.01	ppm	3	PASS	ND						
HEXYTHIAZOX	0.01	ppm	2	PASS	ND						
IMAZALIL	0.01	ppm	0.1	PASS	ND						
IMIDACLOPRID	0.01	ppm	3	PASS	ND						
KRESOXIM-METHYL	0.01	ppm	1	PASS	ND						
MALATHION	0.01	ppm	2	PASS	ND						
METALAXYL	0.01	ppm	3	PASS	ND						
METHIOCARB	0.01	ppm	0.1	PASS	ND						
METHOMYL	0.01	ppm	0.1	PASS	ND						
MEVINPHOS	0.01	ppm	0.1	PASS	ND						
MYCLOBUTANIL	0.01	ppm	3	PASS	ND						
NALED	0.01	ppm	0.5	PASS	ND						
OXAMYL	0.01	ppm	0.5	PASS	ND						
PACLOBUTRAZOL	0.01	ppm	0.1	PASS	ND						
PERMETHRINS	0.01	ppm	1	PASS	ND						
PHOSMET	0.01	ppm	0.2	PASS	ND						



Pesticides

PASSED


Analyzed by 1 **Weight** 0.5493g **Extraction date** 04/05/22 06:04:16 **Extracted By** 143
Analysis Method - SOP.T.30.060, SOP.T.40.060, **Reviewed On** : 04/08/22 08:39:25
Analytical Batch : KN002211PES
Instrument Used : E-SHI-125 Pesticides **Batch Date** : 04/05/22 16:00:44
Running On : 04/05/22 18:54:50
Dilution : 10
Reagent : 033122.R24; 110521.03; 031822.R01; 033022.R17; 033022.R18; 031822.R40
Consumables : 210419634; 947.251
 Pesticide analysis is performed using LC-MSMS which can quantify down to below single digit ppb concentrations for regulated Pesticides. Currently we analyze for 61 Pesticides. (Methods: SOP.T.30.065 Sample Preparation for Pesticides Analysis via LCMSMS and SOP.T40.065 Procedure for Pesticide Quantification Using LCMSMS). *Based on FL action limits. *

This report shall not be reproduced, unless in its entirety, without written approval from Kaycha Labs. This report is an Kaycha Labs certification. The results relate only to the material or product analyzed. Test results are confidential unless explicitly waived otherwise. Void after 1 year from test end date. Cannabinoid content of batch material may vary depending on sampling error. IC=In-control QC parameter, NC=Non-controlled QC parameter, ND=Not Detected, NA=Not Analyzed, ppm=Parts Per Million, ppb=Parts Per Billion. Limit of Detection (LoD) and Limit Of Quantitation (LoQ) are terms used to describe the smallest concentration that can be reliably measured by an analytical procedure. RPD=Reproducibility of two measurements. Action Levels are State determined thresholds for human safety for consumption and/or inhalation. The result >99% are variable based on uncertainty of measurement (UM) for the analyte. The UM error is available from the lab upon request. The "Decision Rule" for the pass/fail does not include the UM. The limits are based on F.S. Rule 64-4.310.

Sue Ferguson

Lab Director

State License # n/a
ISO Accreditation # 17025:2017



Signature

04/18/22

Signed On



Certificate of Analysis

TESTED

Arvida Labs

 2351 W. Atlantic Blvd
 Pompano Beach, FL, 33066, US
 Telephone: (305) 322-9822
 Email: JJ@arvidalabs.com

 Sample : KN20405013-011
 Harvest/Lot ID: 220052021207001

 Batch# : D100001
 Sampled : 04/05/22
 Ordered : 04/05/22

 Sample Size Received : 11 gram
 Total Weight/Volume : N/A
 Completed : 04/18/22 Expires: 04/18/23
 Sample Method : SOP Client Method

Page 4 of 5



Residual Solvents

PASSED

Solvent	LOD	Units	Action Level	Pass/Fail	Result
PROPANE	500	ppm	2100	PASS	ND
BUTANES (N-BUTANE)	500	ppm	2000	PASS	ND
METHANOL	25	ppm	3000	PASS	ND
ETHYLENE OXIDE	0.5	ppm	5	PASS	ND
PENTANES (N-PENTANE)	75	ppm	5000	PASS	ND
ETHANOL	500	ppm	5000	PASS	ND
ETHYL ETHER	50	ppm	5000	PASS	ND
1,1-DICHLOROETHENE	0.8	ppm	8	PASS	ND
ACETONE	75	ppm	5000	PASS	ND
2-PROPANOL	50	ppm	500	PASS	ND
ACETONITRILE	6	ppm	410	PASS	ND
DICHLOROMETHANE	12.5	ppm	600	PASS	ND
N-HEXANE	25	ppm	290	PASS	ND
ETHYL ACETATE	40	ppm	5000	PASS	ND
CHLOROFORM	0.2	ppm	60	PASS	ND
BENZENE	0.1	ppm	2	PASS	ND
1,2-DICHLOROETHANE	0.2	ppm	5	PASS	ND
HEPTANE	500	ppm	5000	PASS	ND
TRICHLOROETHYLENE	2.5	ppm	80	PASS	ND
TOLUENE	15	ppm	890	PASS	ND
TOTAL XYLENES - M, P & O - DIMETHYLBENZENE	15	ppm	2170	PASS	ND



Residual Solvents

PASSED

Analyzed by 1	Weight 0.02592g	Extraction date 04/08/22 05:04:21	Extracted By 138
------------------	--------------------	--------------------------------------	---------------------

Analysis Method -SOP.T.40.032

Analytical Batch -KN002232SOL

Instrument Used : E-SHI-106 Residual Solvents

Running On :

Batch Date : 04/07/22 16:26:18

Reviewed On - 04/11/22 15:46:47

Dilution : 1

Reagent :

Consumables : R2017.099; G201.120

Residual solvents screening is performed using GC-MS which can detect below single digit ppm concentrations. Currently we analyze for 22 residual solvents. (Method: SOP.T.40.032 Residual Solvents Analysis via GC-MS). Analytes ISO pending. *Based on FL action limits.



Certificate of Analysis

TESTED

Arvida Labs

2351 W. Atlantic Blvd
Pompano Beach, FL, 33066, US
Telephone: (305) 322-9822
Email: JJ@arvidalabs.com

Sample : KN20405013-011
Harvest/Lot ID: 220052021207001

Batch# : D100001
Sampled : 04/05/22
Odered : 04/05/22

Sample Size Received : 11 gram
Total Weight/Volume : N/A
Completed : 04/18/22 Expires: 04/18/23
Sample Method : SOP Client Method

Page 5 of 5

	Microbials	PASSED		Mycotoxins	PASSED
---	-------------------	---------------	---	-------------------	---------------

Analyte	LOD	Result	Pass / Fail
LISTERIA MONOCYTOGENE	2000	ND	PASS
ESCHERICHIA COLI SHIGELLA SPP	1726	ND	PASS
SALMONELLA SPECIFIC GENE	10000	ND	PASS
ASPERGILLUS FLAVUS	10000	ND	PASS
ASPERGILLUS FUMIGATUS	10000	ND	PASS
ASPERGILLUS NIGER	10000	ND	PASS
ASPERGILLUS TERREUS	10000	ND	PASS

Analysis Method -SOP.T.40.043
Analytical Batch -KN002221MIC Batch Date : 04/05/22 18:32:33
Instrument Used : Micro E-HEW-069
Running On :

Analyzed by	Weight	Extraction date	Extracted By
1	1.0398g	04/06/22 03:04:09	1692

Dilution : 1

Reagent : 030121.01; 121521.01; 122021.01

Consumables :

Microbiological testing for Fungal and Bacterial Identification via Polymerase Chain Reaction (PCR) method consisting of sample DNA amplified via tandem Polymerase Chain Reaction (PCR) as a crude lysate which avoids purification. (Method SOP.T.40.043) If a pathogenic Escherichia Coli, Salmonella, Aspergillus fumigatus, Aspergillus flavus, Aspergillus niger, or Aspergillus terreus is detected in 1g of a sample, the sample fails the microbiological-impurity testing.

Analyte	LOD	Units	Result	Pass / Fail	Action Level
AFLATOXIN G2	0.002	ppm	ND	PASS	0.02
AFLATOXIN G1	0.002	ppm	ND	PASS	0.02
AFLATOXIN B2	0.002	ppm	ND	PASS	0.02
AFLATOXIN B1	0.002	ppm	ND	PASS	0.02
OCHRATOXIN A+	0.002	ppm	ND	PASS	0.02
TOTAL MYCOTOXINS	0.002	ppm	ND	PASS	0.02

Analysis Method -SOP.T.30.060, SOP.T.40.060
Analytical Batch -KN002212MYC | Reviewed On - 04/07/22 15:41:00
Instrument Used : E-SHI-125 Mycotoxins
Running On : 04/05/22 19:00:32 | Batch Date : 04/05/22 16:01:59

Analyzed by	Weight	Extraction date	Extracted By
143	0.5493g	04/06/22 09:04:38	143

Aflatoxins B1, B2, G1, G2, and Ochratoxins A testing using LC-MS. (Method: SOP.T.30.060 for Sample Preparation and SOP.T.40.060 Procedure for Mycotoxins Quantification Using LCMS. LOQ 1.0 ppb). Total Aflatoxins (Aflatoxin B1, B2, G1, G2) must be <20µg/Kg. Ochratoxins must be <20µg/Kg. Analytes ISO pending. *Based on FL action limits.

	Heavy Metals	PASSED
---	---------------------	---------------

Metal	LOD	Unit	Result	Pass / Fail	Action Level
ARSENIC-AS	0.02	ppm	ND	PASS	1.5
CADMIUM-CD	0.02	ppm	ND	PASS	0.5
MERCURY-HG	0.02	ppm	ND	PASS	3
LEAD-PB	0.02	ppm	ND	PASS	0.5

Analyzed by	Weight	Extraction date	Extracted By
1	0.2525g	04/09/22 04:04:57	12

Analysis Method -SOP.T.40.050, SOP.T.30.052
Analytical Batch -KN002215HEA | Reviewed On - 04/08/22 18:17:30
Instrument Used : Metals ICP/MS
Running On : | Batch Date : 04/05/22 16:11:16

Dilution : 1

Reagent : 121421.04; 011022.R08; 020422.R07; 011022.R07

Consumables : 107702-05-081520; 12235-110CD-110C

Heavy Metals screening is performed using ICP-MS (Inductively Coupled Plasma - Mass Spectrometer) which can screen down to below single digit ppb concentrations for regulated heavy metals using Method SOP.T.30.052 Sample Preparation for Heavy Metals Analysis via ICP-MS and SOP.T.40.050 Heavy Metals Analysis via ICP-MS.