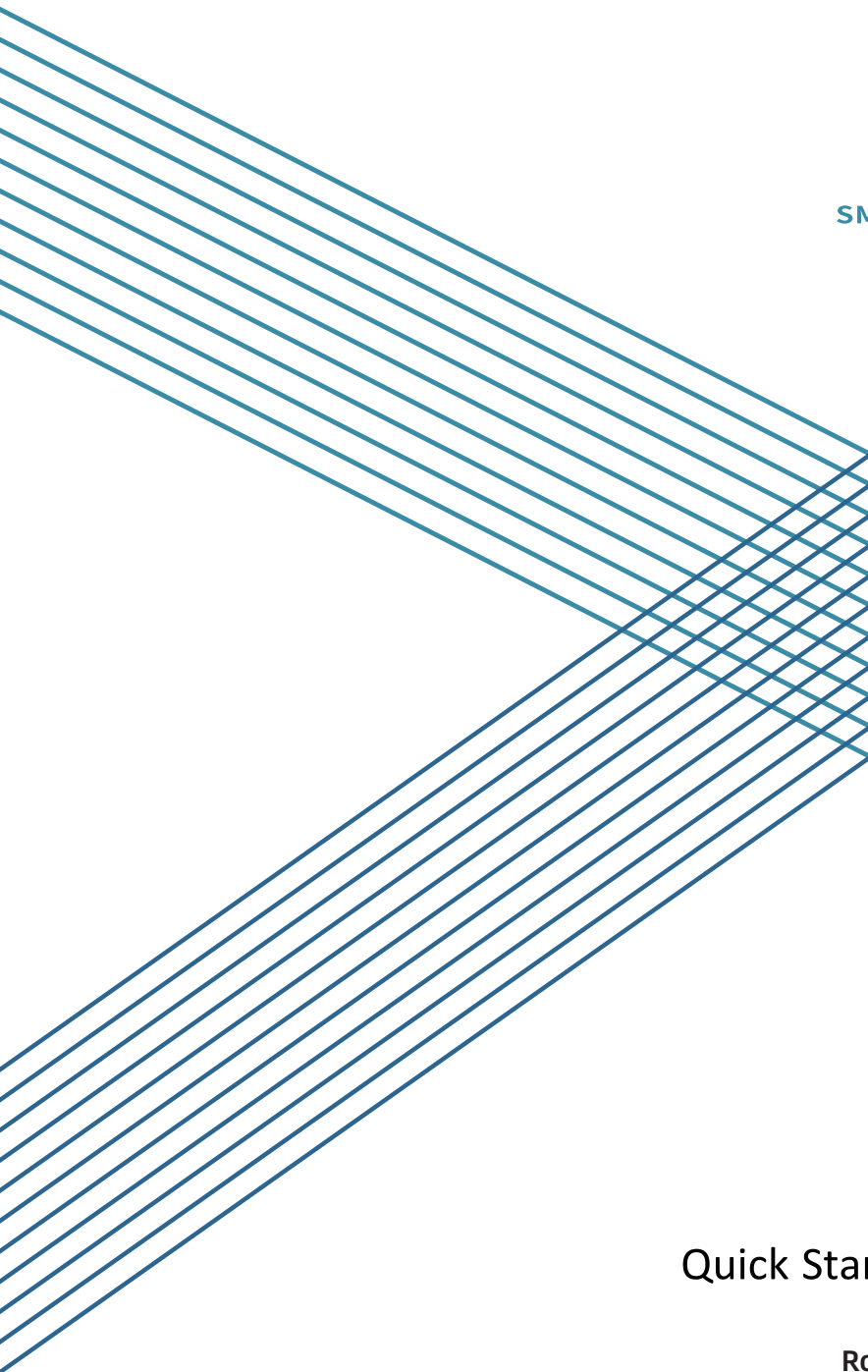




SMARTWINGS



Quick Start Guide

**Roller Shade
Zebra Shade**

INS-C002

A-05 Nov 2023

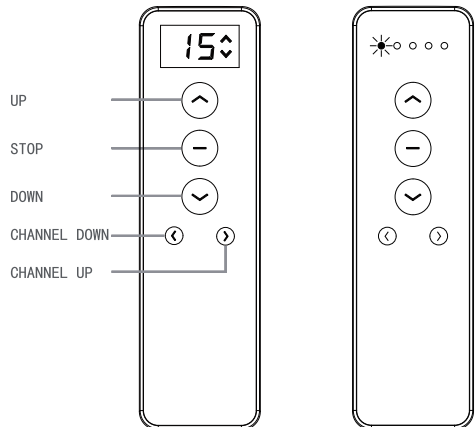
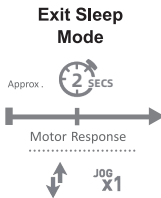
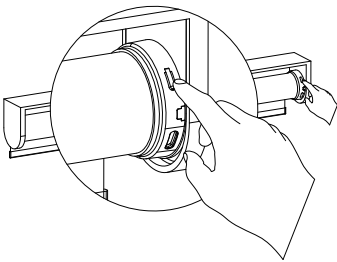
Step 1: Exit Sleep Mode

Each battery motor from SmartWings is factory-preprogrammed and set to "Sleep Mode" before shipping to prevent any unintended operation. Before setup and operation, it's essential to "Wake" the motor.

To activate the motor from "Sleep Mode", ensure it's properly installed and secured within the mounting hardware.

To awaken the motor from "Sleep Mode" after ensuring its safe and secure installation, press and hold the programming button on the motor head until the motor makes **a single jog**. The motor is now active and prepared for further configuration.

Switch the remote channel to the one that matches the shade.



If the remote cannot control the motor upon first use, please refer to the 'Remote +Motor Pairing' section on page 5 of the <Remote Programming Guide>.

Step 2: Adjusting Limits

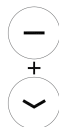
Every battery motor from SmartWings arrives preprogrammed. This includes the remote synced with the motor, preset upper and lower operational limits and an unlocked remote.

Should you need to modify the preset limits, refer to the following instructions.

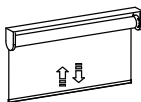
If adjustments to the limits are required, follow the instructions below to unlock the remote for limit setting:

ADJUSTING LOWER LIMIT

Press DOWN & STOP (5 secs)

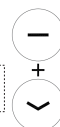


Move the shade to the new desired position to be set as limit.



(SET Lower Limit)

Press DOWN + STOP (2 secs)



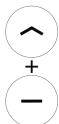
Note: the motor jogs once

Important! Stop the shade before it reaches beyond the desired upper limit.

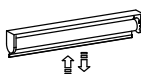
Note: the motor jogs twice

ADJUSTING UPPER LIMIT

Press UP & STOP (5 secs)



Move the shade to the new desired position to be set as limit.



(Set Upper Limit)

Press UP + STOP (2 secs)



Note: the motor jogs once

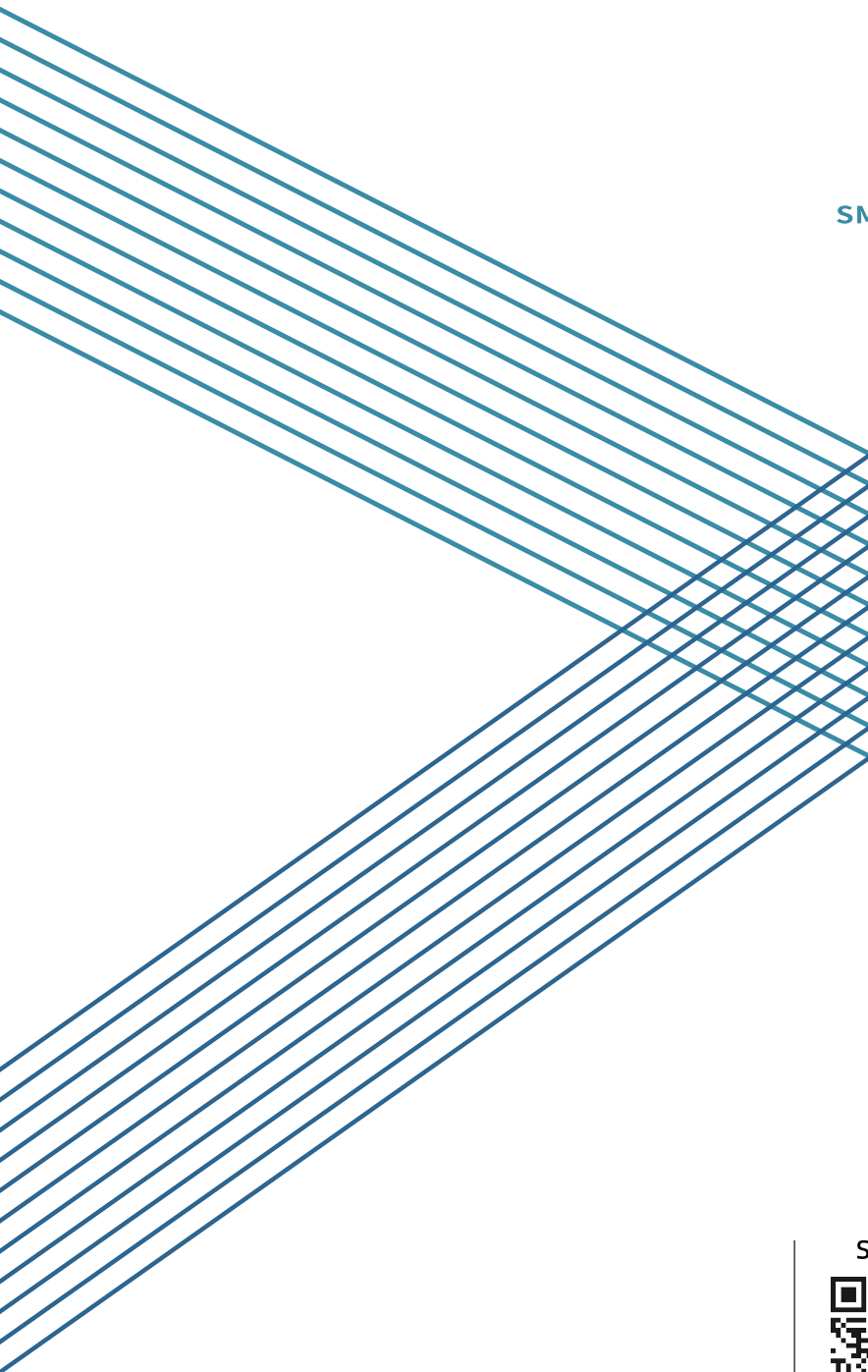
Important! Stop the shade before it reaches beyond the desired upper limit.

Note: the motor jogs twice

Tips: If you hold the UP/DOWN button for more than 3 seconds, the shade will enter running mode. As the shade approaches the desired limit, press the STOP button and then fine-tune the limit.



SMARTWINGS



T +1 877 762 7861
www.smartwingshome.com
support@smartwingshome.com

Social Media

