




DO IT YOURSELF PERFECT COMPETITION COLOR WITH PRO TAN®



Night Before Competition


Prior to Tanning: Make sure that you have no lotions, deodorants, perfumes or colognes on and that your skin is dry and has been properly exfoliated using the enclosed Get Buffed® Pre-Tan Body Scrub.

1




Gently pour Pro Tan® Overnight Competition Color Base Coat into a bowl.

2



Using the supplied applicator mitt, follow the self-application instructions and apply Pro Tan® Overnight Competition Color Base Coat to dry, exfoliated skin. Be sure to use the entire bottle. Do not forget to apply a light application to face.

3



Let the tan dry for 5-10 minutes in a cool, dry environment.

✓ **Tanning Tip:** After applying your first application of Pro Tan® Overnight Competition Color Base be sure to sleep in long, dark, loose fitting cotton clothes.

Morning of Competition

4



Follow the self-application instructions and apply your chosen Pro Tan® Instant Top Coat at least 30 minutes before stepping on stage, but not before 2 hours to show time. Allow color to dry before direct contact with clothes or water.

✓ **For Best Results:** You should build your base tan by either natural or sunbed tanning at least two weeks before your show.

Backstage at Competition

5



Follow the self-application instructions and apply your Show Shine® Ultra-Light Competition Posing Oil to seal in the bronzer before pumping up.



Pro Tan®
Since 1987

DON'T STEP ON STAGE WITHOUT IT!

LIKE. FOLLOW. SHARE. POST.

 /PROTANCOMPETITION

 @PROTAN_OFFICIAL

 #TEAMPROTAN

954.423.4161

WWW.PROTANUSA.COM