



1

Standard Swing Gate Template 1
Codes: #747
Print at home - Scale 100%

CAUTION: Check printed template against gate to confirm correct sizing and hole positions before installing.

(A4)

Perma
Child Safety
next generation safety

Template 1
Top

Middle
↓

↑
Top

1
GATE
SIDE

1. Print at 100% scale
2. Cut out templates
3. Join each section with tape

CAUTION:
Check printed template against gate to confirm correct sizing and hole positions before installing.

Template 1
Middle (Top)

Middle
↓


↑
Middle

Template 1
Middle (Bottom)

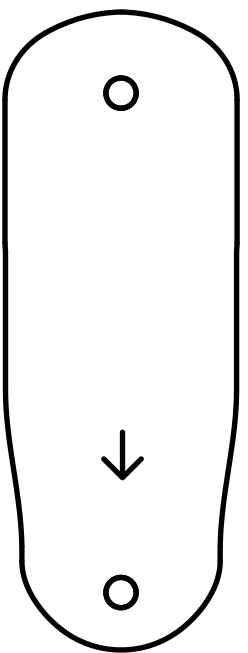
Bottom
↓



↑
Middle

Template 1
Bottom



FLOOR




Perma
Child Safety
next generation safety

Template 2
Top

Middle



↑
Top

2


**CATCH
SIDE**

1. Print at 100% scale
2. Cut out templates
3. Join each section with tape

CAUTION:
Check printed template against gate to confirm correct sizing and hole positions before installing.

Template 2
Middle (Top)


Middle



↑
Middle

Template 2
Middle (Bottom)

Bottom



↑
Middle

Template 2
Bottom

INSTALLATION
VIDEO




FLOOR