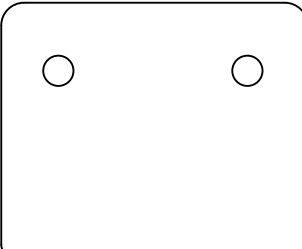



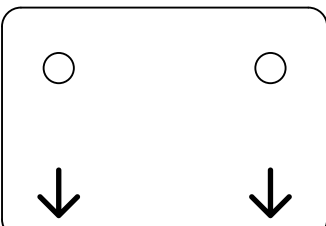


1

Standard Retractable Gate Template 1  
Codes: #754, 755, 2725, 2739, 2741  
Print at home - Scale 100%

**CAUTION:** Check printed template against gate to confirm correct sizing and hole positions before installing.

(A4)

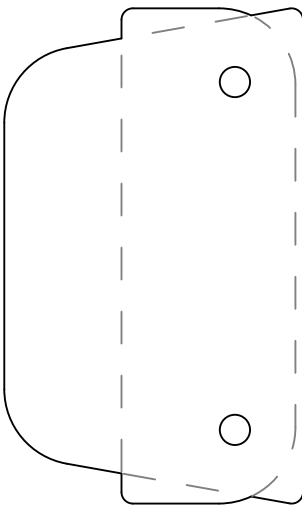
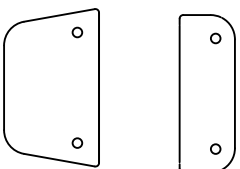




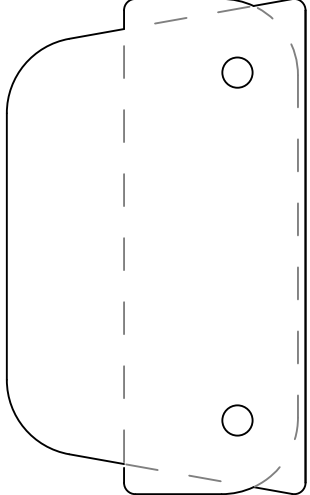
	<p>↑ Top</p>	<p>↑ Middle</p>	<p>↑ Middle</p>
	<ol style="list-style-type: none"> <li>1. Print at 100% scale</li> <li>2. Cut out templates</li> <li>3. Join each section with tape</li> </ol>		
			
<p>Template 1 Top</p>	<p>Template 1 Middle (Top)</p>	<p>Template 1 Middle (Bottom)</p>	<p>Template 1 Bottom</p>
<p>① GATE SIDE</p> <p>Middle ↓</p>	<p><b>CAUTION:</b> Check printed template against gate to confirm correct sizing and hole positions before installing.</p> <p>Middle ↓</p>		 <p>FLOOR</p> <p>Bottom ↓</p> 

2

Standard Retractable Gate Template 2  
Codes: #754, 755, 2725, 2739, 2741  
Print at home - Scale 100%

**CAUTION:** Check printed template against gate to confirm correct sizing and hole positions before installing.

(A4)

 <p>OUTSIDE    INSIDE</p>  <p><b>Perma</b>  Child Safety™ <i>next generation safety</i></p> <p>2</p> <p><b>CATCH SIDE</b></p> <p>Template 2 Top</p> <p>Middle ↓</p>	<p>↑ Top</p> <p>INSIDE MOUNTING</p>  <p>OUTSIDE MOUNTING</p>  <p>Template 2 Middle (Top)</p> <p>Middle ↓</p>	<p>↑ Middle</p> <p>1. Print at 100% scale 2. Cut out templates 3. Join each section with tape</p> <p><b>CAUTION:</b> Check printed template against gate to confirm correct sizing and hole positions before installing.</p> <p>Template 2 Middle (Bottom)</p> <p>Bottom ↓</p>	<p>↑ Middle</p> <p>INSTALLATION VIDEO</p>   <p>Template 2 Bottom</p> <p><b>FLOOR</b></p> <p>↓                      ↓</p>
---	---	--	---