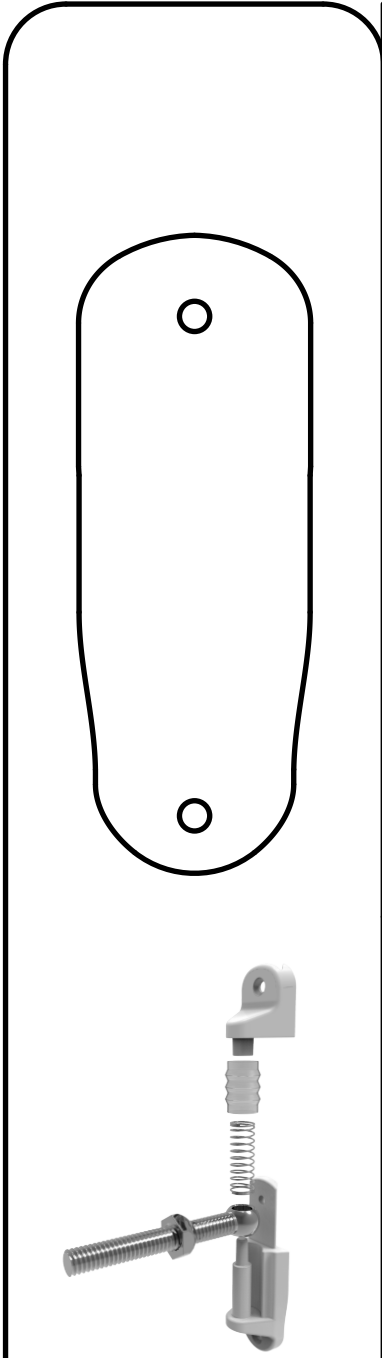


1

Extra Tall & Wide Swing Gate Template 1
Codes: #2742 & #2769
Print at home - Scale 100%

CAUTION: Check printed template against gate to confirm correct sizing and hole positions before installing.



Perma
Child Safety
next generation safety

Template 1
Top

Middle
↓

↑
Top

1
GATE
SIDE

1. Print at 100% scale
2. Cut out templates
3. Join each section with tape

CAUTION:
Check printed template against gate to confirm correct sizing and hole positions before installing.

Template 1
Middle (Top)


Middle
↓

↑
Middle


Template 1
Middle (Bottom)

Bottom
↓

↑
Middle



FLOOR



Template 1
Bottom

2


Extra Tall & Wide Swing Gate Template 2

Codes: #2742 & #2769

Print at home - Scale 100%

CAUTION: Check printed template against gate to confirm correct sizing and hole positions before installing.

(A4)



Perma
Child Safety
next generation safety

Template 2
Top

Middle
↓

↑
Top

2

CATCH
SIDE

1. Print at 100% scale
2. Cut out templates
3. Join each section with tape

CAUTION:
Check printed template against gate to confirm correct sizing and hole positions before installing.

Template 2
Middle (Top)

Middle
↓

↑
Middle

Template 2
Middle (Bottom)

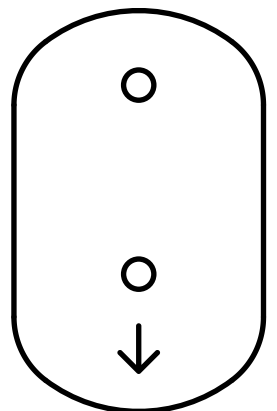
Bottom
↓

↑
Middle

INSTALLATION
VIDEO



FLOOR



Template 2
Bottom