

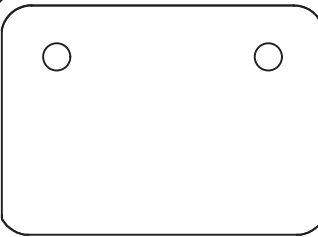



1

Retractable Gate Template 1

Codes: #3115, 3116, 3117, 3135, 3136, 3137

Print at home - Scale 100%

CAUTION: Check printed template against gate to confirm correct sizing and hole positions before installing.

  <p>Perma Child Safety <i>next generation safety</i></p> <p>Template 1 Top</p> <p>Middle ↓</p>	<p>↑ Top</p> <p>①</p> <p>GATE SIDE</p> <p>Template 1 Middle (Top)</p> <p>Middle ↓</p>	<p>↑ Middle</p> <p>1. Print at 100% scale 2. Cut out templates 3. Join each section with tape</p> <p>Template 1 Middle (Bottom)</p> <p>Bottom ↓</p>	<p>↑ Middle</p> <p>CAUTION: Check printed template against gate to confirm correct sizing and hole positions before installing.</p> <p>Template 1 Bottom</p>  
---	---	---	---

2

Retractable Gate Template 2

Codes: #3115, 3116, 3117, 3135, 3136, 3137


Print at home - Scale 100%

CAUTION: Check printed template against gate to confirm correct sizing and hole positions before installing.

(A4)



Template 2 Top



Middle
↓

↑
Top

2

CATCH SIDE

1. Print at 100% scale
2. Cut out templates
3. Join each section with tape

INSTALLATION VIDEO




Template 2 Middle (Top)

Middle
↓

↑
Middle

INSIDE MOUNTING



OUTSIDE MOUNTING




CAUTION: Check printed template against gate to confirm correct sizing and hole positions before installing.

Template 2 Middle (Bottom)

Bottom
↓

↑
Middle



Template 2 Bottom

FLOOR
↓