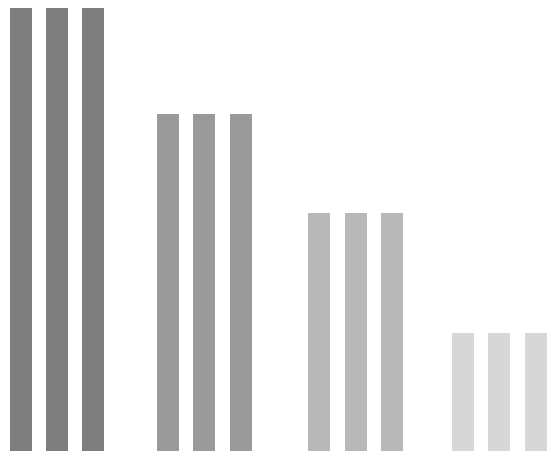




ART INTEGRATION

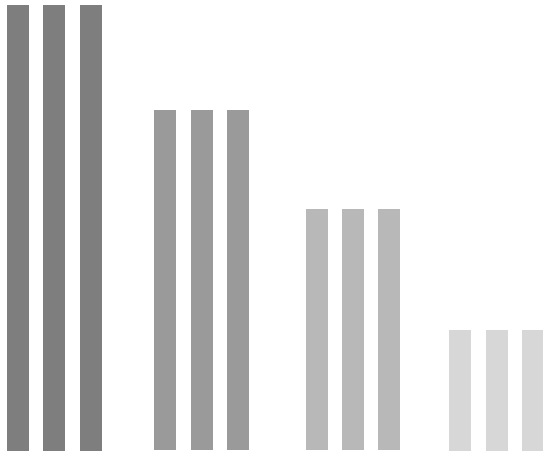


| Chapter Covered | Staffing |
|--------------------------------|--|
| Art Integrated | Collage making |
| Objective | <ol style="list-style-type: none">1. Understand the concept of staffing2. Relate concepts of staffing with our real world3. Analyze real life situations to apply these concepts4. Develop skills to relate different concepts of staffing with each other |
| Material Required | Chart Paper, Pictures/Newspaper cutting/Magazine cutting, Pencil, Sketch pens, and Glue stick |
| Methodology of activity | <ol style="list-style-type: none">1. Collect Pictures/Images/Newspaper cutting/Magazine cutting or use Internet to browse scenes of movies like, Harry Porter or Avengers.2. Relate these images with the different concepts of the chapter covered, like, manpower estimation, sources of recruitment, selection, importance of staffing, etc.3. Paste different images on a chart paper in a collage form.4. Write the concepts used in the form of conversation among different characters.5. Place that on soft board and explain concepts used to the class.6. Questions and answers will be discussed using real life situations. |
| Learning Outcomes | <ol style="list-style-type: none">1. Students learn to develop the ability to connect different aspects with the real world.2. Students improve their communication skills.3. Students develop the skills of collage making. |
| Follow up activity | Student will be asked to prepare collage on other topics, like; process of controlling, concepts of planning, etc. |





ART INTEGRATION



| Chapter Covered | Directing |
|-------------------------|--|
| Topic covered | Supervision and Motivation |
| Art Integrated | Role-play |
| Objective | <ol style="list-style-type: none"> 1. Understand the concept of directing 2. Understand the concept of elements of directing, viz., supervision and motivation 3. Understand the role of elements of directing 4. Understand the concept of role of financial incentives 5. Relate elements of directing with our real world 6. Have an idea about real work environment |
| Material Required | Stage, Costumes, Desks, Sewing Machine, Thread, Needle, Button, Patches, Pieces of Clothes. Some stitched clothes, Chairs, Desks, Items for manager's table, Audio and video aids. |
| Methodology of activity | <ol style="list-style-type: none"> 1. Students will write a script including dialogue for all group Members. 3. Roles will be divided. 2. The students will perform different roles according to the script. |
| Learning Outcomes | <ol style="list-style-type: none"> 1. Students learns to develop the ability to connect different aspects with the real world. 2. Students improve their communication skills. 3. Coordination and team-work will be improved. 4. Creativity will be enhanced. |
| Follow up activity | During the role-play, students will be closely observed by the teacher. Later, teacher will discuss the area of improvement with the students and measures to overcome them. |

Role-play

The scene is a company. Few students will play the role of workers, manufacturing garments. Two students will play the role of Operative Managers. One student will play the role of Personnel Manager. 3-4 students will play the role of Board of Directors.

Company Name: XYZ Ltd.

Scene 1

Workers are manufacturing garments. One operating manager is on round and checking the work of a worker and another one is guiding how to paste a patch.

Ramesh (Worker): Sir, I want to take leave for five days as I want to take my Parents on Teerth Yatra.

Prashant (Operative Manager): Yes, you can take as we have a policy of granting leave as per the requirement of the workers. Just fill the leave application form and I will sign that.

Scene 2

After few days, Operative Manager is informing to all worker that Festive season is coming and the company received a big order. But workers want to take leaves due to the same.

Rahul (Operative Manager): Listen, there is a good news for us that due to ongoing festive season mainly Durga Puja, our company received a big order, which we need to complete by the end of this month.

Rashi (Worker): Sir, I want to take leave for 5 days as I want to go to my maternal home.

Rahul (Operative Manager): This time, we all have a pressure of work. How can I grant a leave?

Jeevan (Worker): Sir, I want to take leave for two days for festival preparation.

Brij (Worker): Sir, I also want to take leave for three days to get my house repaired and white-washed.

Prashant (Operative Manager): No, no leaves will be granted and we all have to do overtime to complete this order.

Scene 3

Meeting with Personnel Manager

Prashant and Rahul (Operative Managers): Sir, we have an issue to discuss. As you know that we recently got a new order and we don't have much time. But most of workers wants to take leaves due to Durga Puja.

Raghav (Personnel Manager): Due to festival, workers will definitely take leaves but we can motivate them to do overtime and complete their work before time. Also, we need to make sure that workers take limited leaves.

Raghav (Personnel Manager): I have an idea. We need to modify our incentive plan to motivate them. You both inform your team of workers about the changes in the incentive plan which states payment of double wages for working overtime and triple wages for working on holidays.

Scene 4

Informing workers about new incentive plan which makes workers to work overtime and even on holidays.

Scene 5


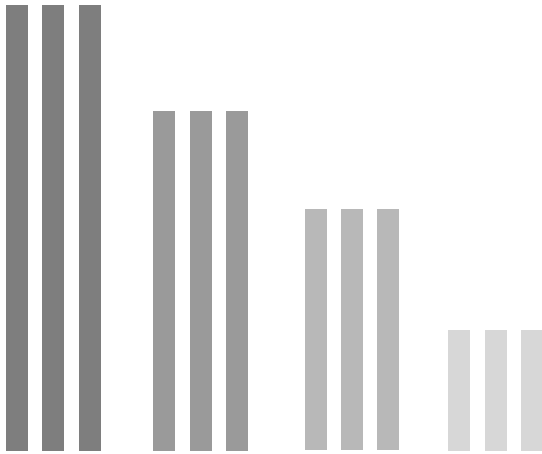
Board Meeting

Ritesh (one of the members of Board): Mr. Raghav, you completed the project very well. Our company has achieved higher output, met timely supplies without any confrontation with workers. What was the reason behind this?

Raghav (Personnel Manager): I just used a carrot with no sticks approach, i.e., I just motivate or stimulate them stimulating people to act to accomplish desired goals with the help of financial incentives.



ART INTEGRATION



| Chapter Covered | Consumer Protection |
|-------------------------|---|
| Topic covered | Consumer Rights (Violation of rights) |
| Art Integrated | Sketching |
| Objective | <ol style="list-style-type: none"> 1. Understand the concept of consumer protection 2. Understand the importance of consumer protection 3. Relate the need of consumer protection with our real world |
| Material Required | Chart paper, pencil, eraser, etc. |
| Methodology of activity | <ol style="list-style-type: none"> 1. Recap of consumer rights taught in the class. 2. Draw a sketch on violation of any of the consumer rights or implementation of consumer rights by a consumer or a consumer asking for bill as per consumer responsibility, etc. |
| Learning Outcomes | Students will become aware of consumer rights and be able to implement them in real life. |

