





Link To Perfection

MissingLink Chart

Model	12-SPEED	11-SPEED	10-SPEED	9-SPEED	8-SPEED
12 non-reusable CL552 DLC	●				
12 non-reusable CL552 TI-GOLD		●			
12 non-reusable CL552 SILVER	●				
12 non-reusable CL552 EPT	●	●			
11 reusable CL555R DLC		●			
11 reusable CL555R		●	●		
11 reusable CL555R EPT		●	●	●	
10 reusable CL559R DLC			●		
10 reusable CL559R			●	●	
10 reusable CL559R EPT			●	●	●
9 reusable CL566R				●	●
8/7 reusable CL573R					●
8/7 reusable CL571R					●

Connector Chart


Model	E101	Kool Knight	City Hunter	K1SL Wide	Z1eHX Wide	E1	K1SL Narrow	K1 Narrow	Z1eHX Narrow	HL1L Wide	HL1 Wide	HL1 Narrow	Z1 Wide EPT	S1RB	S1	BIH Wide	BIH NP
Missinglink X101	●																
Bullet Pin		●															
City Hunter-CL			●														
Missinglink CL710			●	●													
Z510HX-CL				●	●												
CL573R						●											
Missinglink CL810							●										
Z610HX-CL								●									
Z410RB-CL									●								
Z510 EPT CL										●							
Z410-CL											●						
410H-CL												●					
410H-NP-CL													●				



BULK PACKS, YOUR MARGIN BOOSTER!

25 pcs Chain + 25 pairs Reusable MissingLink

Available on following models X8 X9 X10 X11 X12



www.kmcchain.us



Link To Perfection

THE RIGHT CHAIN FOR YOUR BIKE!

Do you ride an e-Bike with mid motor?

yes no

Is your bike fitted with a derailleur?

no yes

Is your bike fitted with a 12-speed cassette?

no yes

Do you want an Anti-Rust chain?

no yes

Is your bike fitted with an 11-speed cassette?

no yes

Do you want an Anti-Rust chain?

no yes

Is your bike fitted with a 10-speed cassette?

no yes

Do you want an Anti-Rust chain?

no yes

Is your bike fitted with a 9-speed cassette?

no yes

Do you want an Anti-Rust chain?

no yes

So, your bike is fitted with an 8-, 7- or 6-speed cassette.

Do you want an Anti-Rust chain?

no yes

So, you have a hub geared or a single speed bike.

Do you need a chain specifically for BMX or Track use?

yes no

Are you an active biker and/or do you use your bike in rough conditions?

no yes

Do you want an Anti-Rust chain?

no yes

Do you want an Anti-Rust chain?

no yes

Do you want a track chain?

yes no

Is your e-Bike fitted with a derailleur?

no yes

Do you want an Anti-Rust chain?

no yes

Do you want an Anti-Rust chain?

no yes

Do you want an Anti-Rust chain?

no yes

Do you want an Anti-Rust chain?

no yes

Do you want an Anti-Rust chain?

no yes

Do you want an Anti-Rust chain?

no yes

Model Remarks

DLC12	DLC COLORS	DLC Black, /Blue, /Celeste, /Orange, /Pink, /Red, /Green, /Yellow
X12	TI-N GOLD/BLACK	
X12	TI-N GOLD	
X12	SILVER	
X12	AURORA LIMITED	
X12	EPT	
DLC11	DLC COLORS	DLC Black, /Blue, /Celeste, /Orange, /Pink, /Red, /Green, /Yellow
X11SL	TI-N GOLD	
X11SL	SILVER	
X11EL	TI-N GOLD	
X11EL	SILVER	
X11	SILVER/BLACK	
X11	AURORA LIMITED	
X11	GREY/GREY	
X11	EPT	
DLC10	DLC COLORS	DLC Black, /Red, /Blue, /Green
X10SL	TI-N GOLD	
X10SL	SILVER	
X10	SILVER/BLACK	
X10	TI-N GOLD	
X10	GREY/GREY	
X10	EPT	
X9SL	TI-N GOLD	
X9SL	SILVER	
X9	SILVER	
X9	SILVER/GREY	
X9	EPT	
X8	SILVER	
X8	SILVER/GREY	
Z8.1	SILVER/GREY	
Z8.1	GREY	
Z8.3	GREY	
Z7	GREY/BROWN	
Z6	GREY SILVER	
X8	EPT	
Z8.1	RB	
e1	SILVER	
Z1eHX	NARROW SILVER	NARROW GUNMETAL NARROW NEO CHROME
Z1eHX	WIDE SILVER	WIDE GUNMETAL WIDE NEO CHROME
S1	BROWN SILVER, /BROWN GOLD, /BLK, /BAY BLUE, /DARK BLUE, /GREEN, /ORANGE, /PINK, /PURPLE, /RED, /YELLOW, /WHITE	
Z1	WIDE EPT	
S1	RB	
K1SL	NARROW SILVER	
K1	NARROW SILVER	
K1SL	WIDE TI-N GOLD	
K1SL	WIDE SILVER	
K1	WIDE SILVER/BLACK	
e1	NARROW SILVER	
Z1eHX	NARROW SILVER	NARROW GUNMETAL NARROW NEO CHROME
Z1eHX	WIDE SILVER	WIDE GUNMETAL WIDE NEO CHROME
HL1	WIDE SILVER	
e101	GOLD	
e101	SILVER	
e12	GOLD SILVER	
e11	SILVER	
e10	SILVER	
e9	SILVER	
e12	EPT	
e11	EPT	
e10	EPT	
e9	EPT	
e1	NARROW SILVER	
Z1eHX	NARROW SILVER	NARROW GUNMETAL NARROW NEO CHROME
Z1eHX	WIDE SILVER	WIDE GUNMETAL WIDE NEO CHROME



www.kmcchain.us