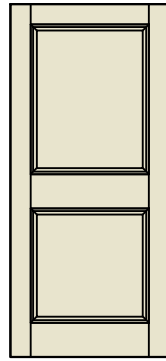
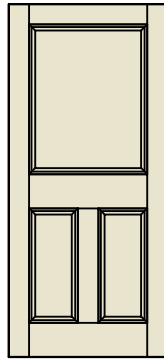


The drawing was prepared by AJB Group Ltd. The copyright in the design and drawing belongs to AJB Group Ltd. Duplication of this drawing and the design cannot be made without prior written consent from AJB Group Ltd.


© 2013 AJB Group Ltd



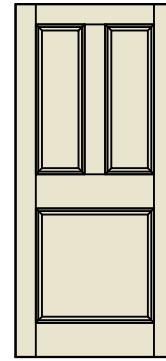
DT1



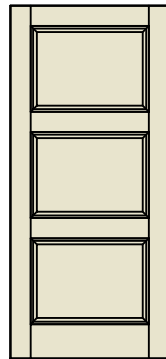
DT2



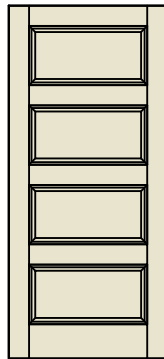
DT3




DT4



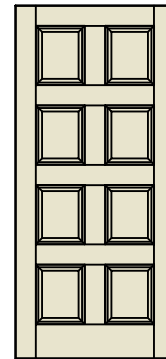
DT5



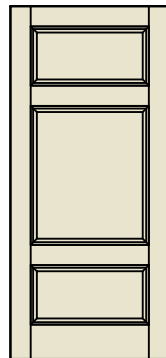
DT6




DT7



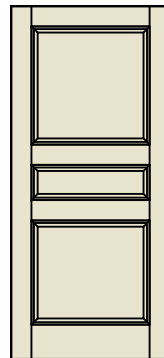
DT8



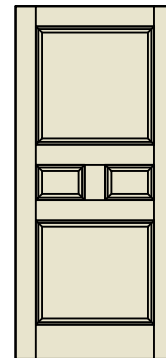
DT9



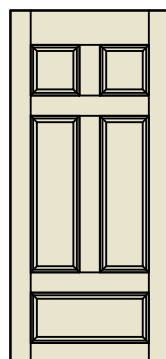
DT10



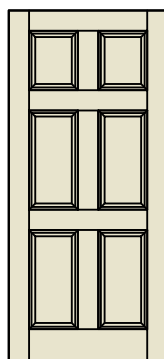
DT11




DT12



DT13



DT14



DT15

Moulding Options



Option 1;
Bevel Edge



Option 2;
Ovalo Edge

Notes:

Revision

D

C

Date

CLIENT

ADDRESS

SCALE
N.T.S @ A4

JOB NO.

PROJECT

Panelled Doors
Single & Pair Config
TITLE
Door Type Elevation

PURPOSE OF ISSUE

For Review

SCALE
D MB C AM

DRAWING NO.
P 01

DATE
01/02/09

REVISION
/



49 KENILWORTH DR.
OADBYP IND ESTATE,
LEICESTER,
LE2 9LT.

TEL: 0116 271 9110
FAX: 0116 271 9098