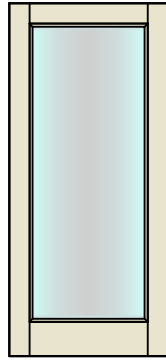
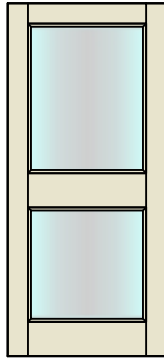


The drawing was prepared by AJB Group Ltd. The copyright in the design and drawing belongs to AJB Group Ltd. Duplication of this drawing and the design cannot be made without prior written consent from AJB Group Ltd.

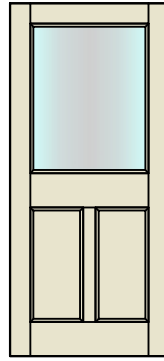
© 2013 AJB Group Ltd



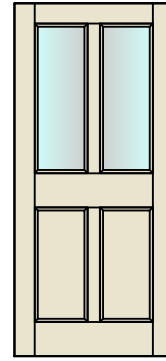
GD1



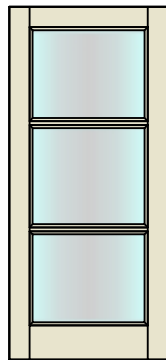
GD2



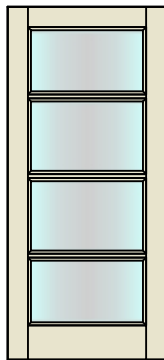
GD3




GD4




GD5



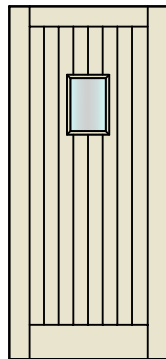
GD6




GD7




GD8




GD9



GD10



GD11



GD12

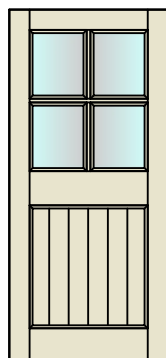
Moulding Options



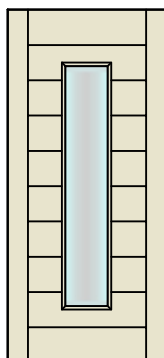
Option 1;
Bevel Edge



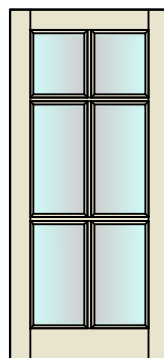
Option 2;
Ovalo Edge



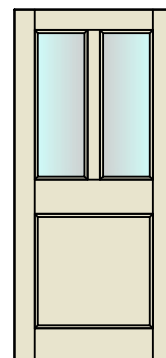
GD13



GD14



GD15



GD16

Notes:

Revision

D

C

Date

CLIENT

ADDRESS

SCALE
N.T.S @ A4

JOB NO.

PROJECT

Glazed Doors
Single & Pair Config
Door Type Elevation

PURPOSE OF ISSUE

For Review

SCALE
D MB C AM

DRAWING No.
G 01

DATE
01/02/09

REVISION



49 KENILWORTH DR.
OADBY IND ESTATE,
LEICESTER,
LE2 9LT.

TEL: 0116 271 9110
FAX: 0116 271 9098