47.75″ height

83.75″ height

BS
OR-G-ZE1-A

BS
OR-G-ZE3-A

BS
OR-G-ZE5-A

BS
OR-G-ZE7-A

space between graphic panels: approx. 4.5″

Zenit
20′ x 20′ Truss System
Dye Sub Printed

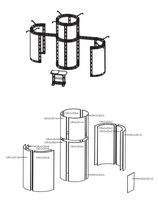

TEMPLATE IS @ 1/2 SCALE
Panels ZE1-A, ZE3-A, ZE5-A, ZE7-A:
Total Graphic Area: 43.5″w x 51.75″h
Finished Size: 39.5″w x 47.75″h
Visual Size: 37.5″w X 45.75″h

Panel ZE2-A, ZE4-A, ZE6-A, ZE8-A:
Total Graphic Area: 43.5″w x 87.75″h
Finished Size: 39.5″w x 83.75″h
Visual Size: 37.5″w X 81.75″h

Panels ZE1-B, ZE2-B, ZE1-C, ZE2-C:
Total Graphic Area: 53″w x 87.75″h
Finished Size: 49″w x 83.75″h
Visual Size: 49″w x 83.75″h

Panels ZE3-B, ZE4-B, ZE3-C, ZE4-C:
Total Graphic Area: 43.5″w x 87.75″h
Finished Size: 39.5″w x 83.75″h
Visual Size: 39.5″w x 83.75″h

Template requires 1″ bleed around the perimeter (2″ around the perimeter when scaled to 200% and printed)

FS = Graphic is front side mounted (3/4″ w velcro is applied to the back of the panel)
BS = Graphic is back side mounted (3/4″w velcro is applied to the front of the panel)
Notching = 7/8″ square that is cut into the appropriate location.
Hinging= 3/4″ strip of material that is created by notching the graphic. Allows two graphics to share the same extrusion corner.

General Art Guidelines:

- CMYK Color Mode
- All Solid Coated Pantone colors should be called out in the art as spot colors
- Embed all images and support files
- Resolution must be 200-240 ppi @ 1/2 size, 100-120ppi @ 100% size
- All fonts must be created to outlines
- Do not scale artboard
- Background color/images must bleed to the edge of artboard
- Do not use spot colors from template in your artwork as they will not print

BS
OR-G-ZE2-A

bleed area
trim line

BS
OR-G-ZE4-A

BS
OR-G-ZE6-A

BS
OR-G-ZE8-A

gray area will be obstructed once finished and mounted

space between graphic panels: approx. 4.5″

49″ width

FS
OR-G-ZE1-B
OUTSIDE CURVE

49″ width

FS
OR-G-ZE2-B
OUTSIDE CURVE

space between graphic panels: approx. 4.5″

39.5″ width

FS
OR-G-ZE3-B
INSIDE CURVE

39.5″ width

FS
OR-G-ZE4-B
INSIDE CURVE

space between graphic panels: approx. 4.5″

49″ width

FS
OR-G-ZE1-C
OUTSIDE CURVE

49″ width

FS
OR-G-ZE2-C
OUTSIDE CURVE

space between graphic panels: approx. 6″

39.5″ width

FS
OR-G-ZE3-C
INSIDE CURVE

39.5″ width

FS
OR-G-ZE4-C
INSIDE CURVE

BS

OR-G-ZE1-A

Zenit
20’ x 20’ Truss System
Dye Sub Printed

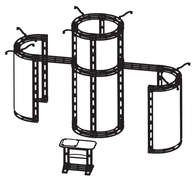

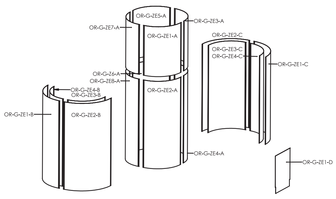

TEMPLATE IS @ 1/2 SCALE
Panels ZE1-A, ZE3-A, ZE5-A, ZE7-A:
Total Graphic Area: 43.5”w x 51.75”h
Finished Size: 39.5”w x 47.75”h
Visual Size: 37.5”w X 45.75”h

Panel ZE2-A, ZE4-A, ZE6-A, ZE8-A:
Total Graphic Area: 43.5”w x 87.75”h
Finished Size: 39.5”w x 83.75”h
Visual Size: 37.5”w X 81.75”h

Panels ZE1-B, ZE2-B, ZE1-C, ZE2-C:
Total Graphic Area: 53”w x 87.75”h
Finished Size: 49”w x 83.75”h
Visual Size: 49”w x 83.75”h

Panels ZE3-B, ZE4-B, ZE3-C, ZE4-C:
Total Graphic Area: 43.5”w x 87.75”h
Finished Size: 39.5”w x 83.75”h
Visual Size: 39.5”w x 83.75”h

Template requires 1” bleed around the perimeter (2” around the perimeter when scaled to 200% and printed)

FS = Graphic is front side mounted (3/4” w velcro is applied to the back of the panel)
BS = Graphic is back side mounted (3/4”w velcro is applied to the front of the panel)
Notching = 7/8” square that is cut into the appropriate location.
Hinging= 3/4” strip of material that is created by notching the graphic. Allows two graphics to share the same extrusion corner.

General Art Guidelines:

- CMYK Color Mode
- All Solid Coated Pantone colors should be called out in the art as spot colors
- Embed all images and support files
- Resolution must be 200-240 ppi @ 1/2 size, 100-120ppi @ 100% size
- All fonts must be created to outlines
- Do not scale artboard
- Background color/images must bleed to the edge of artboard
- Do not use spot colors from template in your artwork as they will not print

BS

OR-G-ZE2-A

bleed area
trim line

BS

OR-G-ZE3-A

BS

OR-G-ZE4-A

BS

OR-G-ZE5-A

BS

OR-G-ZE6-A

BS

OR-G-ZE7-A

BS

OR-G-ZE8-A

gray area will
be obstructed
once finished
and mounted

FS

OR-G-ZE1-B

OUTSIDE CURVE

FS

OR-G-ZE2-B

OUTSIDE CURVE

FS

OR-G-ZE3-B

INSIDE CURVE

FS

OR-G-ZE4-B

INSIDE CURVE

FS

OR-G-ZE1-C

OUTSIDE CURVE

FS

OR-G-ZE2-C

OUTSIDE CURVE

FS

OR-G-ZE3-C

INSIDE CURVE

FS

OR-G-ZE4-C

INSIDE CURVE

Truss Counter Straight Style A Dye Sub Printed

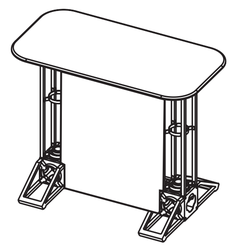

Front Side Panel:
Total Graphic Area: 29.75" x 40.125"
Finished Size: 25.75" x 36.125"

Template requires 2" bleed around the perimeter

FS = Graphic is front side mounted (3/4" w velcro is applied to the back of the panel)
Notching = 7/8" x 6 1/8" rectangle that is cut into the appropriate location.

General Art Guidelines:

- CMYK Color Mode
- All Solid Coated Pantone colors should be called out in the art as spot colors
- Embed all images and support files
- Resolution must be 100-120ppi @ 100% size
- All fonts must be created to outlines
- Do not scale artboard
- Background color/images must bleed to the edge of artboard
- Do not use spot colors from template in your artwork as they will not print

FS

Compatible with Truss Counters: OR-TC01, OR-TC02 and OR-TC03

notched .875" x 6.125" on bottom left and right side.

bleed area
trim line