

Vector Frame Lightbox Rectangle 04

Vector Frame fabric light boxes feature durable 100mm aluminum extrusion frames, push-fit back-lit fabric graphics and LED top and bottom lighting. Single and double-sided graphic options are available. LED lights come adhered to the frame, making set-up as simple as assembling the frame, applying the push-fit graphics and plugging in the electrical cord!



features and benefits:

- 100mm (4") silver extrusion frame
- Integrated LED lighting strips top & bottom
- Single or double-sided push-fit fabric graphics
- Easy assembly
- Comes packaged with one wheeled molded case for transport and storage
- Lifetime hardware warranty against manufacturer defects

dimensions:

Hardware

Assembled unit:
48" w x 94.7" h x 19.7" d
1222mm(w) x 2405mm(h) x 500mm(d)

Approximate weight with cases:
98 lbs / 45 kgs

Graphic

Refer to related graphic template for more information.

Visit:
<https://www.tradeshowplus.com>

Shipping

Packing case(s):
1 OCH

Shipping dimensions:
50" l x 26" h x 12" d
1270mm(l) x 661mm(h) x 305mm(d)

Approximate total shipping weight
(includes cases & graphics):
102 lbs / 47 kgs

additional information:

Graphic material:
Backlit Intensity push-fit fabric graphic

When included in a larger kit, a different packaging solution will be listed to accommodate all contents of the kit. Individual packaging no longer provided.



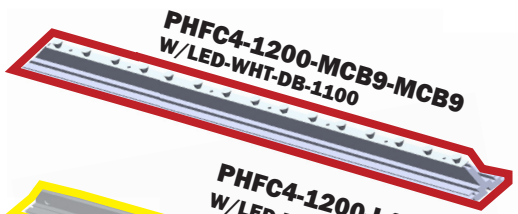

This product may include the following materials for recycle:
aluminum, select wood, fabric, cardboard, paper, steel, and plastics.

1 person assembly recommended:


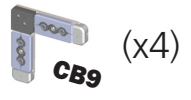



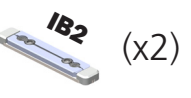
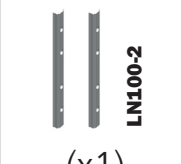









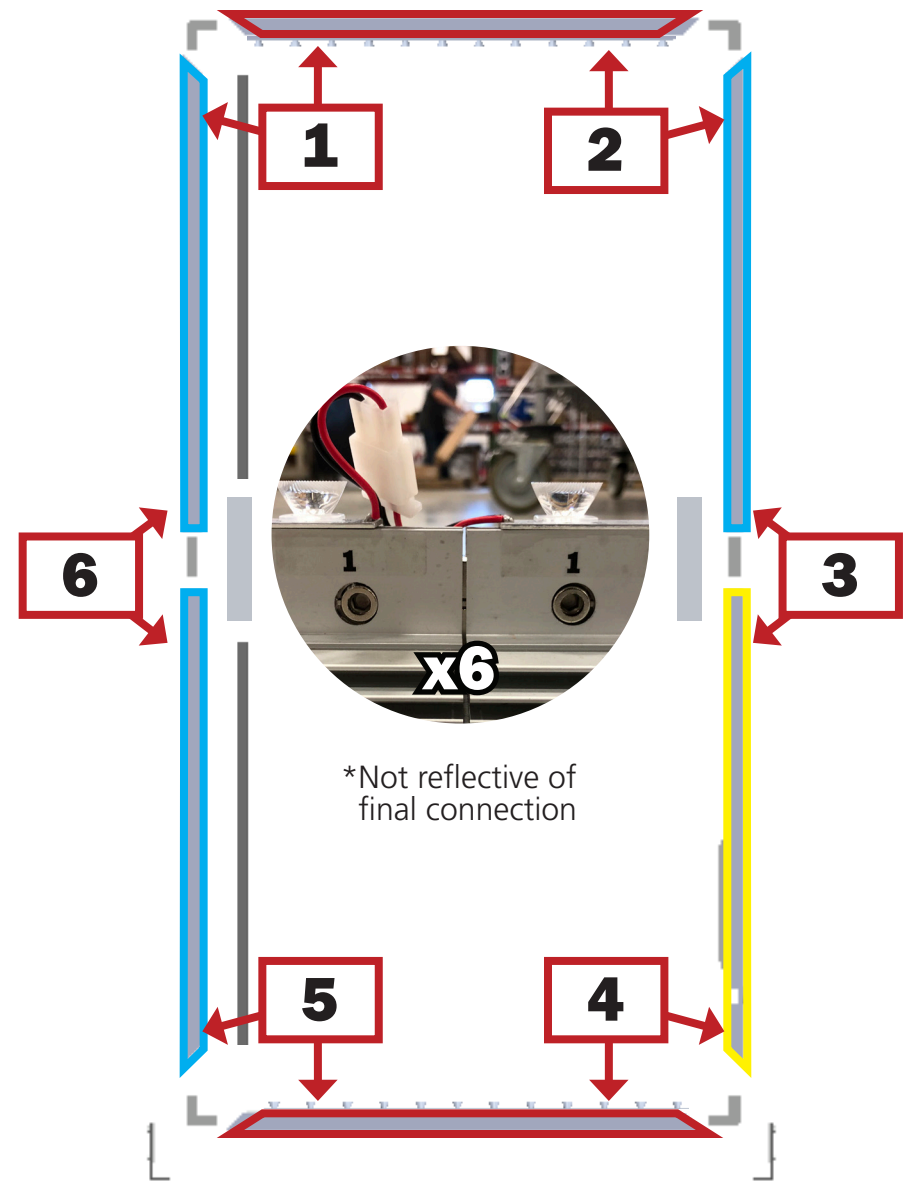
We are continually improving and modifying our product range and reserve the right to vary the specifications without prior notice. All dimensions and weights quoted are approximate and we accept no responsibility for variance. E&OE. See Graphic Templates for graphic bleed specifications.

*Not to scale

	(x2)
	(x1)

*LED light strips and power supply(s) come preattached to respective extrusions

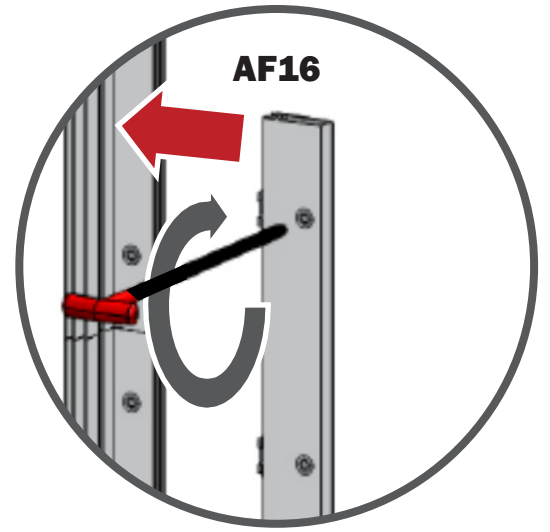
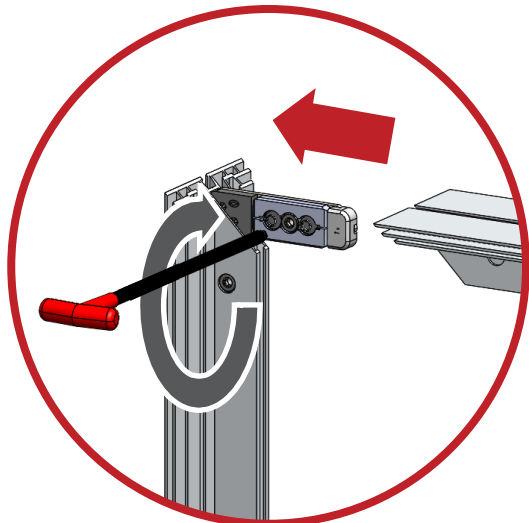
	(x2)		(x4)		(x2)	
	(x3)		(x2)		(x1)	
	(x2)		(x1)		(x4)	
	(x1)		(x1)			



Back View

CB9

CB9



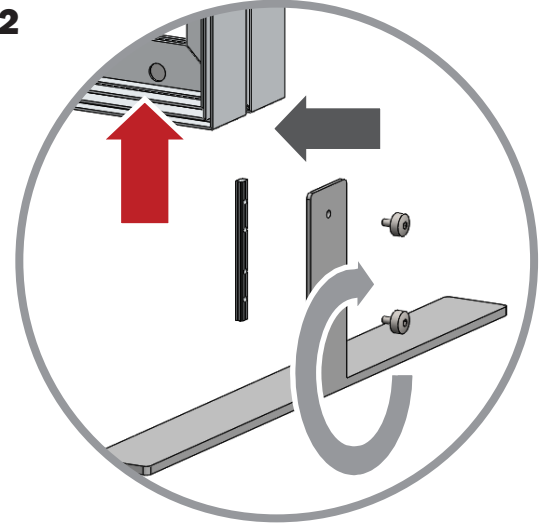
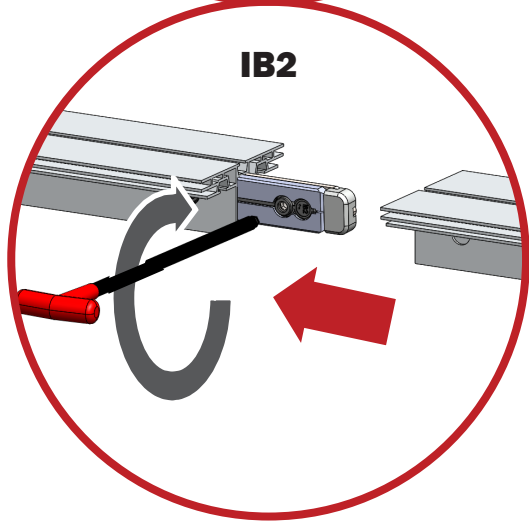
IB2

IB2

AF16

AF16

IB2

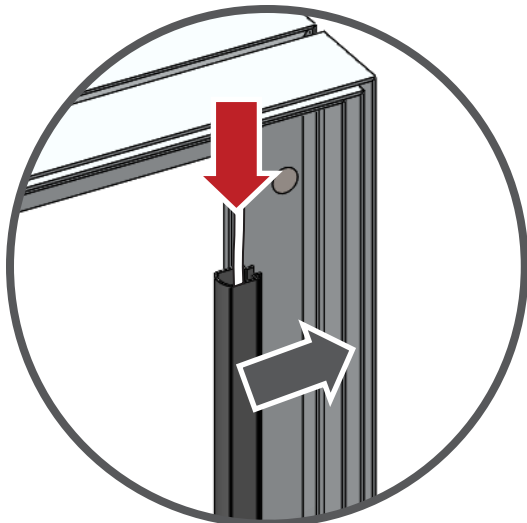


*CB9 & IB2 connection are consistent

CB9

CB9






LED-DB-CL-
2500-2



*Not reflective of
final connection



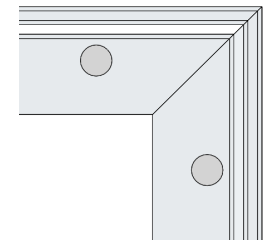

LED-DB-PWRSUPPLY-
2-CL-300



Fit graphic into corners,
then "tap" into rest
of frame channel.

"Sliding down" graphic
is not recommended
for best installation.

Repeat for backer.



Backer
2nd channel

Graphic
1st channel

