

UNIVERSAL LIGHT CLAMP KIT

Have a Question?

Please contact support@tradeshowplus.com

Fit display lighting solutions to nearly any product or system with the Universal Light Clamp Kit. From banner stands to truss to panel displays, the kit makes it easy to attach our display lights to your display. 30mm kit comes standard with most Lumina and Slimline lights. 50mm clamp only is also available.



FEATURES & BENEFITS

- Allows most slimline & Lumina lights to fit most displays
- Dual dove tail design for top or side mounting options
- Kit includes one screw driver, one 30mm universal clamp, one Coyote™ popup fitting and one universal fitting
- 50mm clamp is available for separate purchase

INFORMATION

Clamp kit is included with:
Lumina 200 LED Floodlight
Lumina LED Floodlight
Lumina LED Striplight
Economy LED Floodlight


Clamp Kit will not work with:
Lumina LED Banner Stand Spotlight

DIMENSIONS

Assembled Dimensions:
3.5" w x 2.25" h x 1.47" d

Shipping Dimensions:
6" l x 4" h x 4" d / 1 lbs


30mm CLAMP



Open: 1.5" [38mm]

Closed: .25" [6.35mm]

50mm CLAMP



Open: 2.75" [70mm]

Closed: .25" [6.35mm]

We are continually improving and modifying our product range and reserve the right to vary the specifications without prior notice. All dimensions and weights quoted are approximate and we accept no responsibility for variance. E&OE. See Graphic Templates for graphic bleed specifications.

INSTRUCTIONS

Have a Question?

Please contact support@tradeshowplus.com


Step 1.

First, slide your Luminosity light stem onto the desired dove tail of the clamp. Then, loosen the clamp thumb screw turning it counter clock-wise.




Step 2.

Place the clamp on the post and hold it there while tightening.




Step 3.

Hold the light in place while you secure it to the pole.



Step 4.

Use the screwdriver to loosen or tighten the joint so that you can adjust the position of the light.



Step 5.

The finished light should look like this.




Step 6.

Mount your light with the knob facing the back.



Step 7.

The light can also be mounted on a truss.



Step 8.

Another way to mount your light is on a popup. For this you need the popup light clip.



INSTRUCTIONS

Have a Question?

Please contact support@tradeshowplus.com

Step 9.

Slide the clip onto the light with the clip hanging off the back of the light.



Step 10.

Slide the light with the clip on the right side between one of the cross sections of the frame.



Step 11.

Make sure that the light is under the back pole and over the front pole of the frame fitting.



Step 12.

This is what the end result should look like.



Step 13.

The light can also be mounted on the top of the frame using one of the hubs.




Exhibit Lighting

Have a Question?

Please contact support@tradeshowplus.com

Visit: tradeshowplus.com







Image	Name	Description	Includes
	<p>Lumina 200 LED Floodlight Black / Silver</p>	<p>LED version of the Lumina 200 LED rated for 20,000 continuous hours 1400-1550 Lumens / 5200-5600K Kelvins 19" long from end to end</p>	<p>Includes 110 volt UL approved transformer, universal fittings kit, and 30mm clip</p>
	<p>Slimline LED Banner Stand Spotlight</p>	<p>Low voltage 5 watt Straight arm with adjustable head 500 Lumens / 5500K Kelvins 17.18" long from end to end</p>	<p>Dual voltage (100-240V) UL approved transformer, re-usable packaging</p>
	<p>Slimline LED Floodlight</p>	<p>Low voltage 12 watt Straight arm with adjustable head 1200 Lumens / 5500K Kelvins 7.16" long from end to end</p>	<p>Dual voltage (100-240V) UL approved transformer, re-usable packaging, and 30mm clip</p>
	<p>Slimline LED Striplight</p>	<p>Low voltage 12 watt Straight arm with adjustable head 1200 Lumens / 5500K Kelvins 16.1" long from end to end</p>	<p>Dual voltage (100-240V) UL approved transformer, re-usable packaging, and 30mm clip</p>
	<p>Slimline LED Exhibition Display Light</p>	<p>Low voltage 12 watt Straight arm with adjustable head 1200 Lumens / 5500K Kelvins 17.13" long from end to end</p>	<p>Dual voltage (100-240V) UL approved transformer, re-usable packaging</p>
	<p>LED Economy Floodlight</p>	<p>Low voltage 12 watt Straight arm with adjustable head 1300 Lumens / 5500K Kelvins 17" long from end to end</p>	<p>Dual voltage (100-240V) UL approved transformer, re-usable packaging, and 30mm clip</p>

Exhibit Lighting Accessories

Have a Question?

Please contact support@tradeshowplus.com

Visit: tradeshowplus.com

UNIVERSAL LIGHT CLAMP KIT

The Lumina Universal Mounting Kit includes all the parts needed to expand the use of Lumina lights to virtually all types of displays. Clamp expands to 30mm. Optional 50mm expansion clamp.



LED LIGHT BATTERY PACK

The LED Light Battery Pack is a portable, high-quality rechargeable power pack that provides electricity for hours! It is perfect for events, trade show and outdoor use where outlets may not be available or desired.



SPOTLIGHT CASE

The Lumina SPT Spotlight Case is an EVA semi-rigid, lighting case that holds two Lumina 200 LED lights and power supplies. The case features foam-lined, padded compartments that safely store contents during transport.