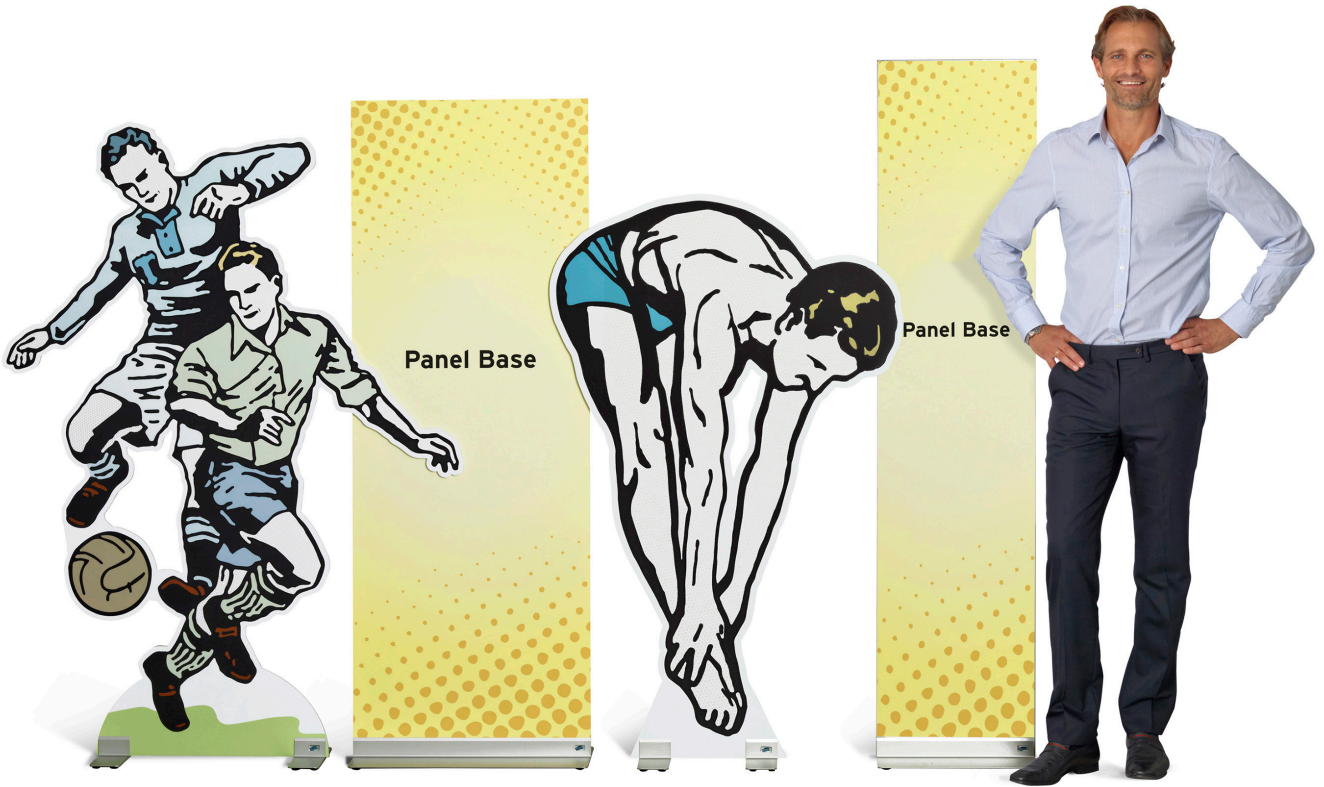


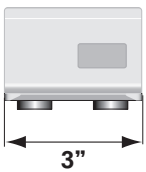
Panel Base Rigid Sign Display System



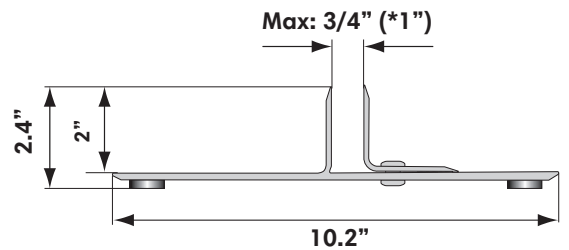

Product	Qty Panels	Max Panel Thickness	Weight
Panel Base 80 - 3" pair	1 pc	.75"	1.5 lbs
Panel Base 400 - 15"	1 pc	.75"	3.7 lbs
Panel Base 610 - 24"	1 pc	.75"	5.5 lbs
Panel Base 915 - 36"	1 pc	.75"	10 lbs
Panel Base 1220 - 48"	1 pc	* 1.0"	15 lbs

Panel Base can handle most materials up to .75" thickness. Recommended max panel height 84" depending on the material. Note that 1" at the bottom will be invisible in the systems L-extrusion.


Panel Base 80



Panel Base 400



Panel Base 610 / 915 / 1220



24" / 36" / 48"