


CORVUS 20x20 ORBITAL TRUSS KIT

Have a Question?

Please contact support@tradeshowplus.com

The Corvus 20ft x 20ft island Orbital Express Truss exhibit provides exhibitors with the impact of a fully custom exhibit in an "off-the-shelf" modular display kit. The striking Corvus kit features a dominating tower that rises over 15ft to clearly project brand messaging above the show floor! Graphic panels accent the tower, and connect to an open, circular structure ideal for meeting with visitors. With six tabletops throughout the exhibit, there is plenty of room for displaying product or printed materials. Corvus is illuminated by 20 low voltage spotlights that make messaging stand out. The Corvus reconfigures into multiple sizes and combinations using parts contained in the kit. Optional dye-sublimated fabric or UV printed rollable PVC graphics.



We are continually improving and modifying our product range and reserve the right to vary the specifications without prior notice. All dimensions and weights quoted are approximate and we accept no responsibility for variance. E&OE. See Graphic Templates for graphic bleed specifications.

01/28/21

FEATURES & BENEFITS

Kit Includes

36 x 6-way junction boxes
8 x 24" straight truss lengths
20 x 36" straight truss lengths
16 x 46" straight truss lengths
22 x 45° curved truss lengths
12 x 90° curved truss lengths
1 x full set of quicklock connectors
6 x adjustable tabletops*
20 x 12 watt LED spotlights
4 x OCF molded cases
1 x OCT molded case

- 20' x 20' kit size
- Custom appearance
- Toolless assembly
- Simple twist and lock design
- 5 year warranty against manufacturer defects

SHIPPING

Cases:

4 x OCF (51"L x 39"H x 24"D) each
1 x OCT (51"L x 48"H x 42"D)

Shipping Weight:

1,355 lbs


GRAPHICS

Refer to related graphic template for specific information on sizes and bleeds.

Visit:

<https://tradeshowplus.com>

COUNTER AND SHELF FINISHES



ADDITIONAL INFORMATION


Graphic materials: Dye sublimated fabric or UV printed panels

*Tabletop max weight = 25 lbs


*Tabletop color options: silver, black, mahogany, natural




CORVUS PIECE COUNT:




OR-J-3
36



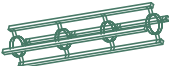
OR-J-DBL
0



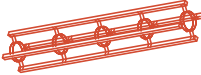
OR-24-2
8




OR-30-2
0




OR-36-2
20




OR-46-2
16



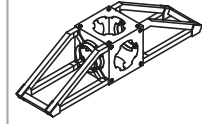
OR-45-CV-3
22



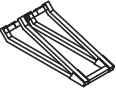
OR-90-CV-2
12




OR-B90
0




OR-B90A
0




OR-B45
0




OR-TOOL-B
3




OR-QL-T2J
107




OR-QL-T2T
29



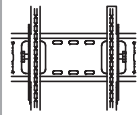
OR-UC-QL
0



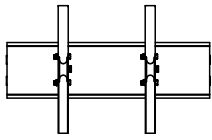
OR-STG
0



OR-LCD1-B
0



OR-LCD2-B
0




OR-LCD3-B
0




SPOTLIGHT
20




OR-TBL
4




OR-TBL2-L
1




OR-TBL2-R
1




OR-IS-24 0




OR-IS-36 0




OR-IS-46 0




OR-IS-48 0



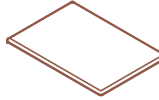
OR-CIS-90
0



OR-SE-IS-90
0

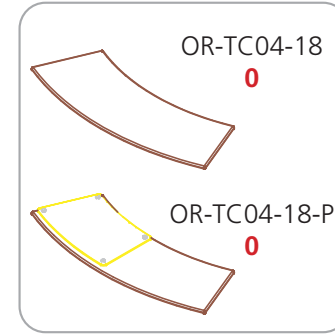
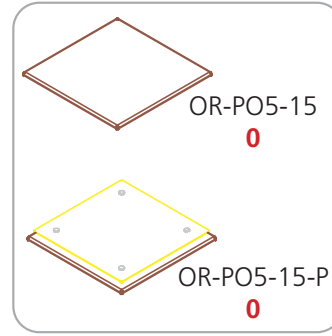
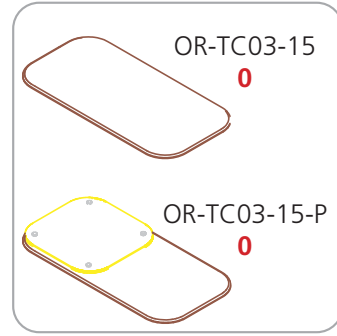
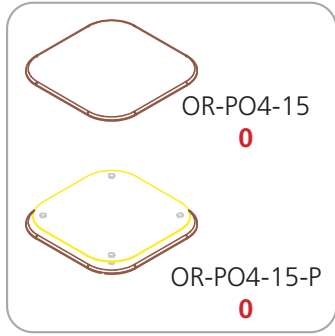
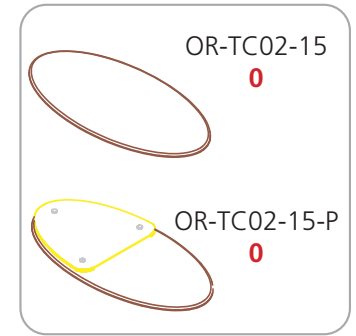
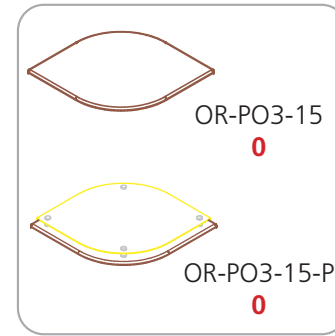
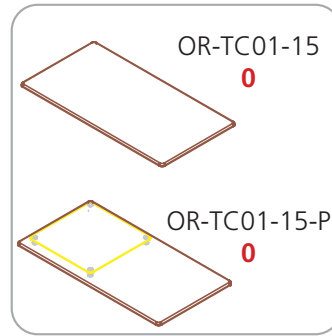
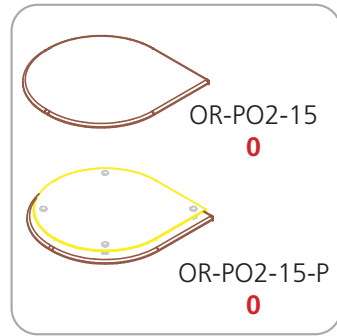
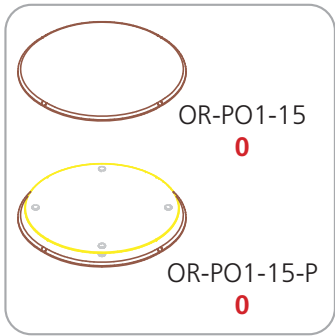


OR-CIS-45
0

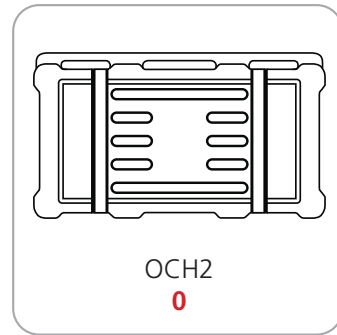
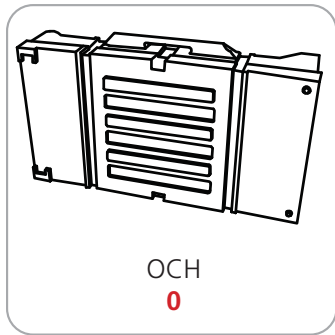
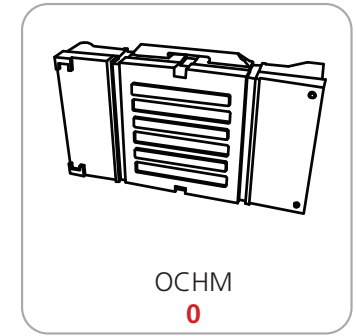
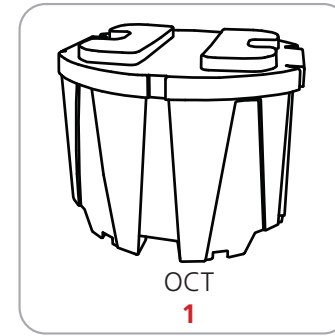
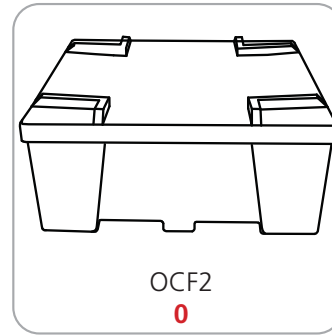
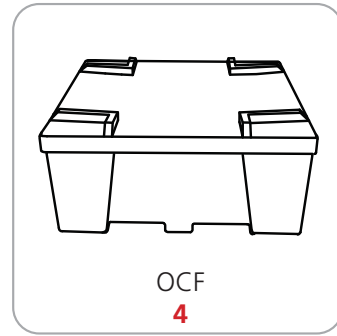
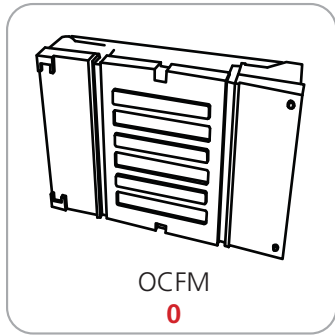


OR-ATL-CNTR
0

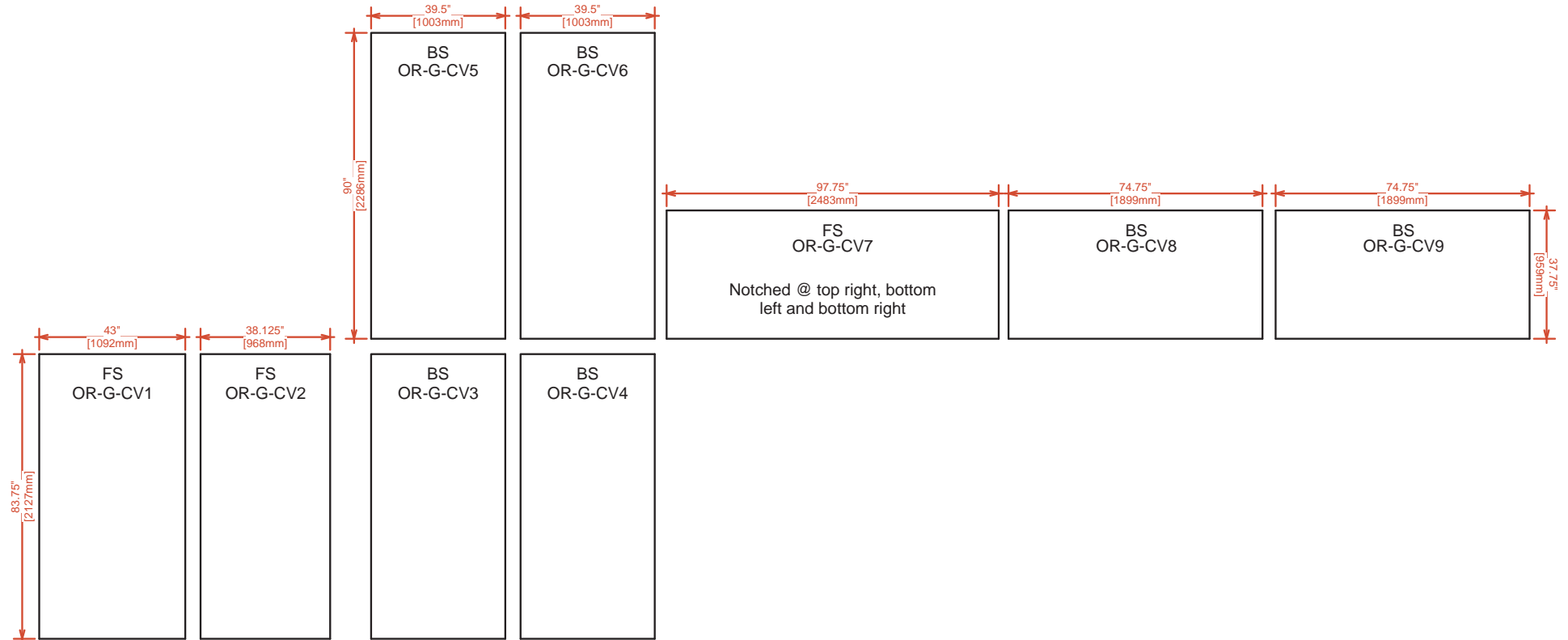
CORVUS TABLETOP ACCESSORY PIECE COUNT:



CORVUS CASE COUNT:



**CORVUS GRAPHIC SPECS:
AVAILABLE GRAPHICS – UV & DYE SUBLIMATION**



Acceptable File formats:

Illustrator CS6 or below
Photoshop CS6 or below
Art time will be charged if files need to be fixed or altered to meet guidelines. When sending files please be sure to include all support art (fonts, linked images, etc.)

Font Specifications:

Fonts must be converted to outlines.

Bleeds:

All orbital truss graphics require specific bleeds. The sizes listed above represent the finished graphic size. Please keep all logos, type and critical information at least 1" in from each edge of the finished graphic.

Dye Sublimation: 2" bleed around the perimeter.

UV: 1/2" bleed around the perimeter.

Color:

All files are printed as CMYK format. All critical Pantone colors need to be called out in the file or specified on the order as Coated or Uncoated swatches.

Resolution:

All raster files (either print files or linked files) must be at 100-120 pixels per inch at 100%

Finishing Details:

When graphics are notched, a 7/8" square is cut in the appropriate location.

FS: Graphics mounted to front of truss system

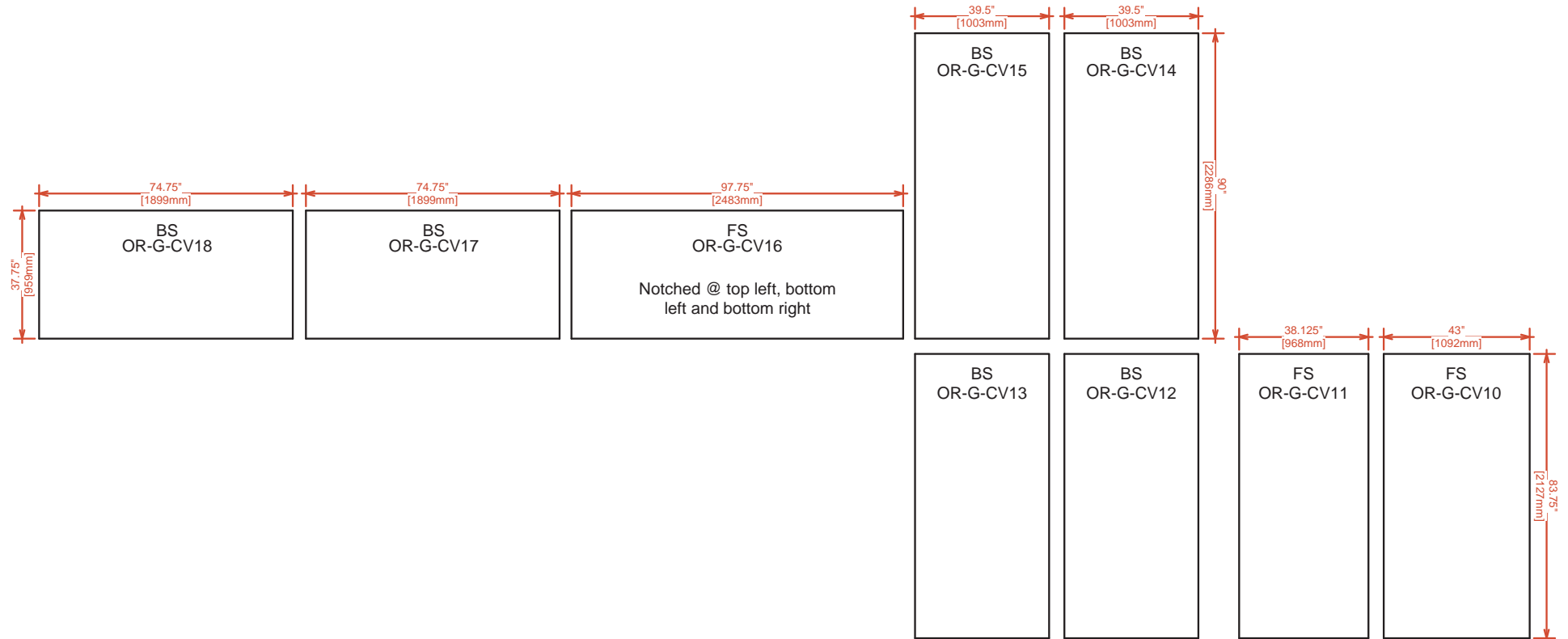
BS: Graphics mounted to back of truss system

Dye Sublimation graphics are attached to truss with velcro. UV panels are attached to truss with magnet.

To ensure quality, please note:

Each graphic has a specific code or number located on the graphic. The electronic print files provided must be named accordingly. Using this coding system will allow us to preflight and prepare your files for print more efficiently. **If you fail to provide your graphic files in this format, additional charges may be necessary to complete your printed materials.**

**CORVUS GRAPHIC SPECS:
AVAILABLE GRAPHICS – UV & DYE SUBLIMATION**



Acceptable File formats:

Illustrator CS6 or below
Photoshop CS6 or below
Art time will be charged if files need to be fixed or altered to meet guidelines. When sending files please be sure to include all support art (fonts, linked images, etc.)

Font Specifications:

Fonts must be converted to outlines.

Bleeds:

All orbital truss graphics require specific bleeds. The sizes listed above represent the finished graphic size. Please keep all logos, type and critical information at least 1" in from each edge of the finished graphic.

Dye Sublimation: 2" bleed around the perimeter.

UV: 1/2" bleed around the perimeter.

Color:

All files are printed as CMYK format. All critical Pantone colors need to be called out in the file or specified on the order as Coated or Uncoated swatches.

Resolution:

All raster files (either print files or linked files) must be at 100-120 pixels per inch at 100%

Finishing Details:

When graphics are notched, a 7/8" square is cut in the appropriate location.

FS: Graphics mounted to front of truss system

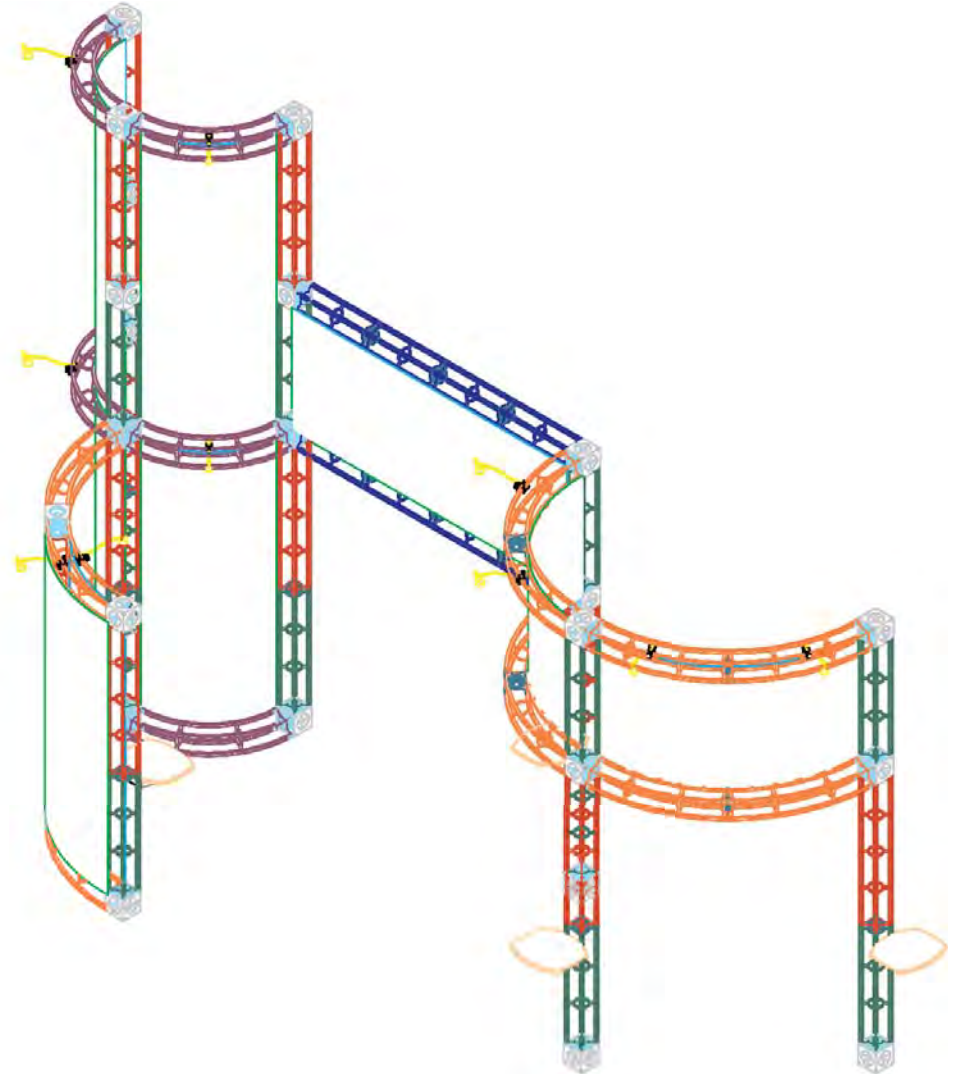
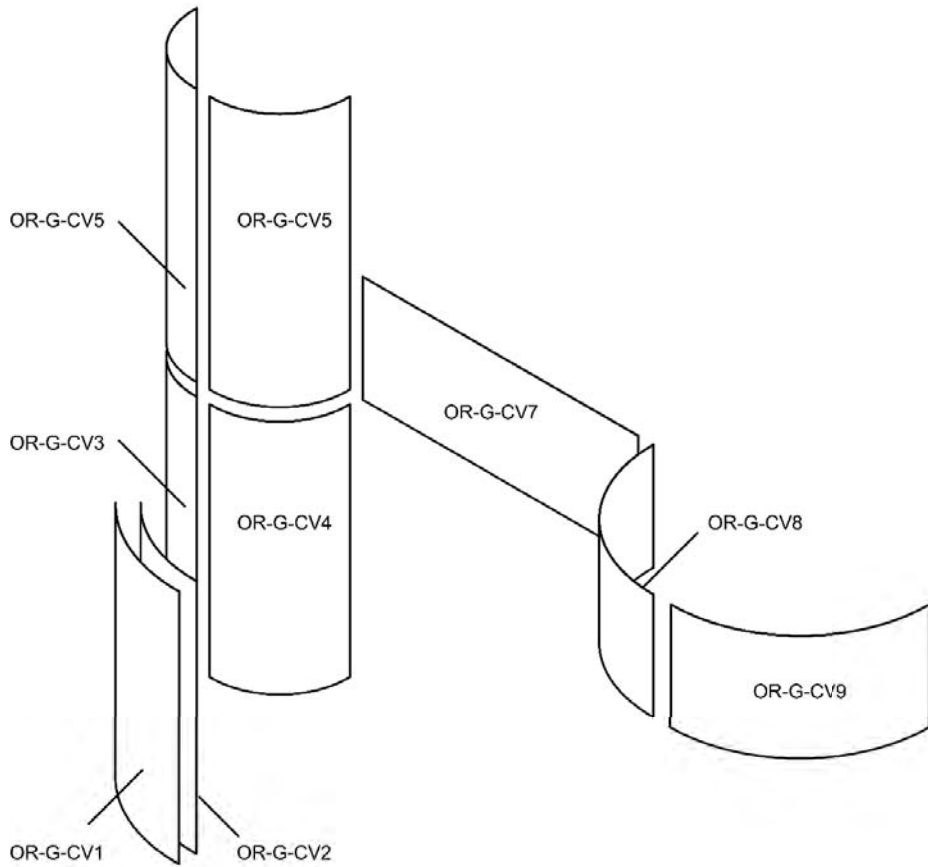
BS: Graphics mounted to back of truss system

Dye Sublimation graphics are attached to truss with velcro. UV panels are attached to truss with magnet.

To ensure quality, please note:

Each graphic has a specific code or number located on the graphic. The electronic print files provided must be named accordingly. Using this coding system will allow us to preflight and prepare your files for print more efficiently. **If you fail to provide your graphic files in this format, additional charges may be necessary to complete your printed materials.**

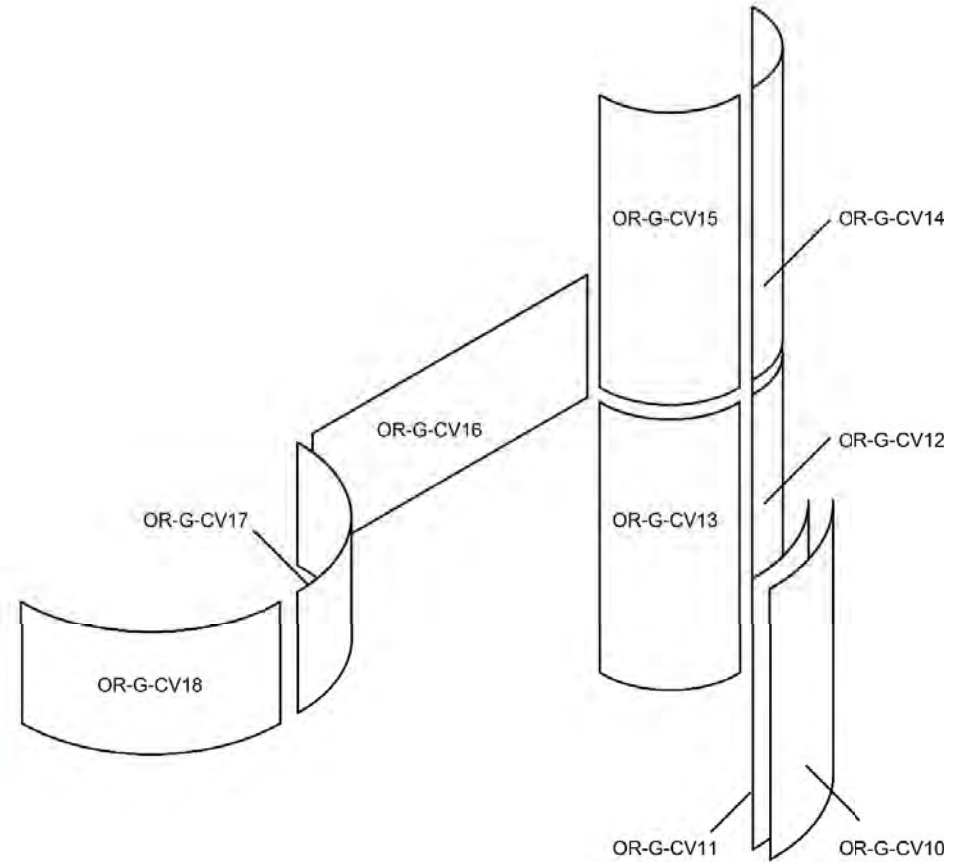
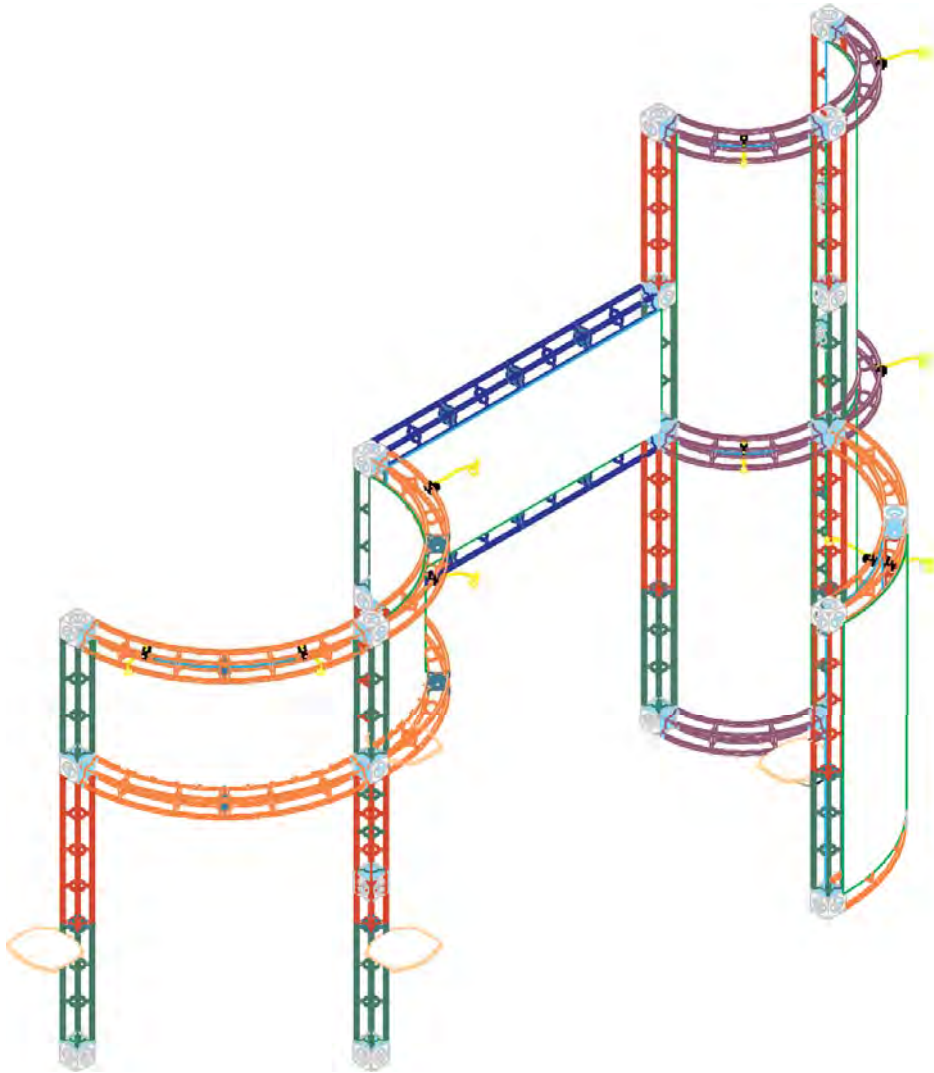
CORVUS GRAPHICS:



To ensure quality, please note:

Each graphic has a specific code or number located on the graphic. The electronic print files provided must be named accordingly. Using this coding system will allow us to preflight and prepare your files for print more efficiently. **If you fail to provide your graphic files in this format, additional charges may be necessary to complete your printed materials.**

CORVUS GRAPHICS:



To ensure quality, please note:

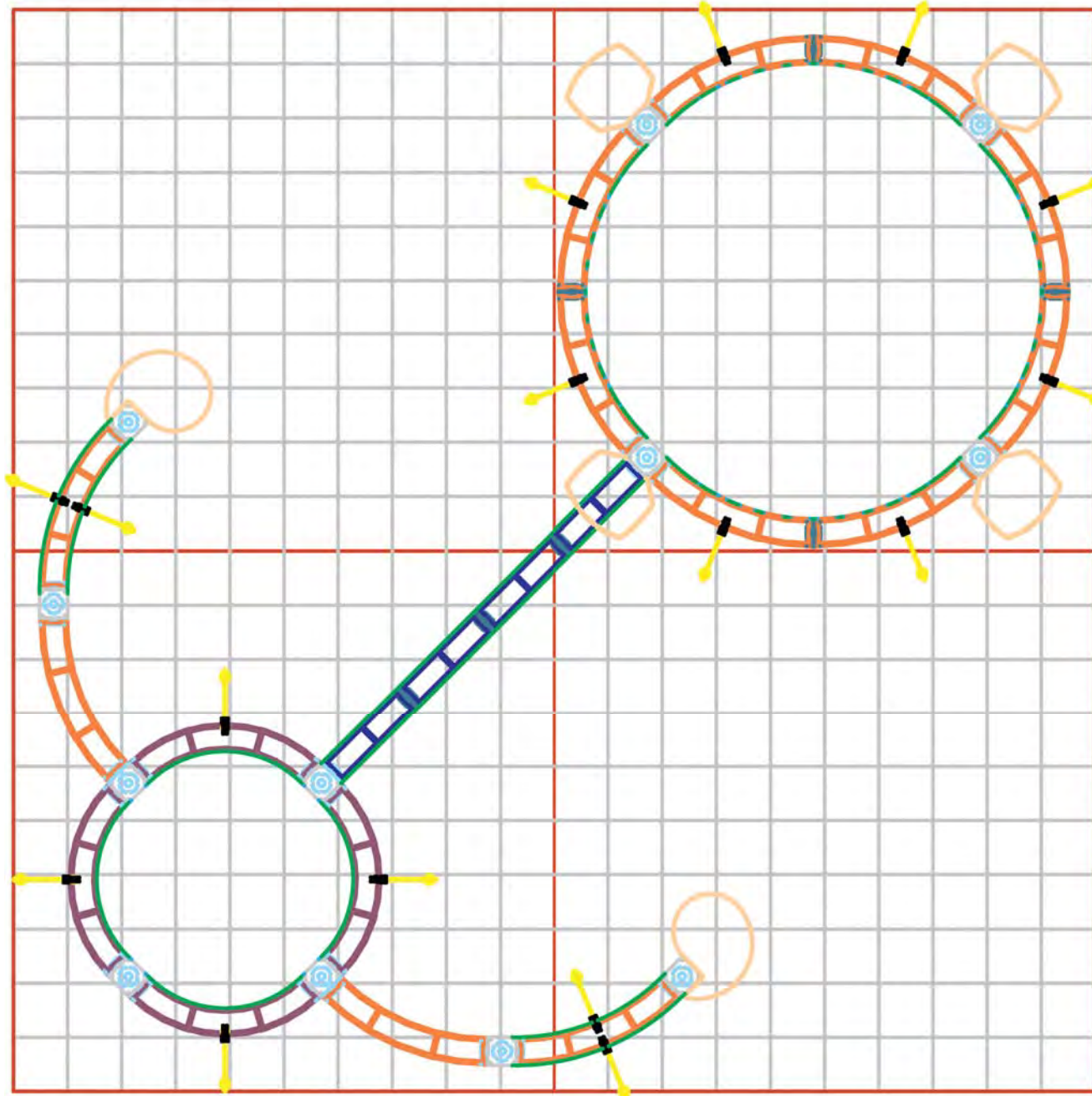
Each graphic has a specific code or number located on the graphic. The electronic print files provided must be named accordingly. Using this coding system will allow us to preflight and prepare your files for print more efficiently. **If you fail to provide your graphic files in this format, additional charges may be necessary to complete your printed materials.**

CORVUS FLOOR PLAN:

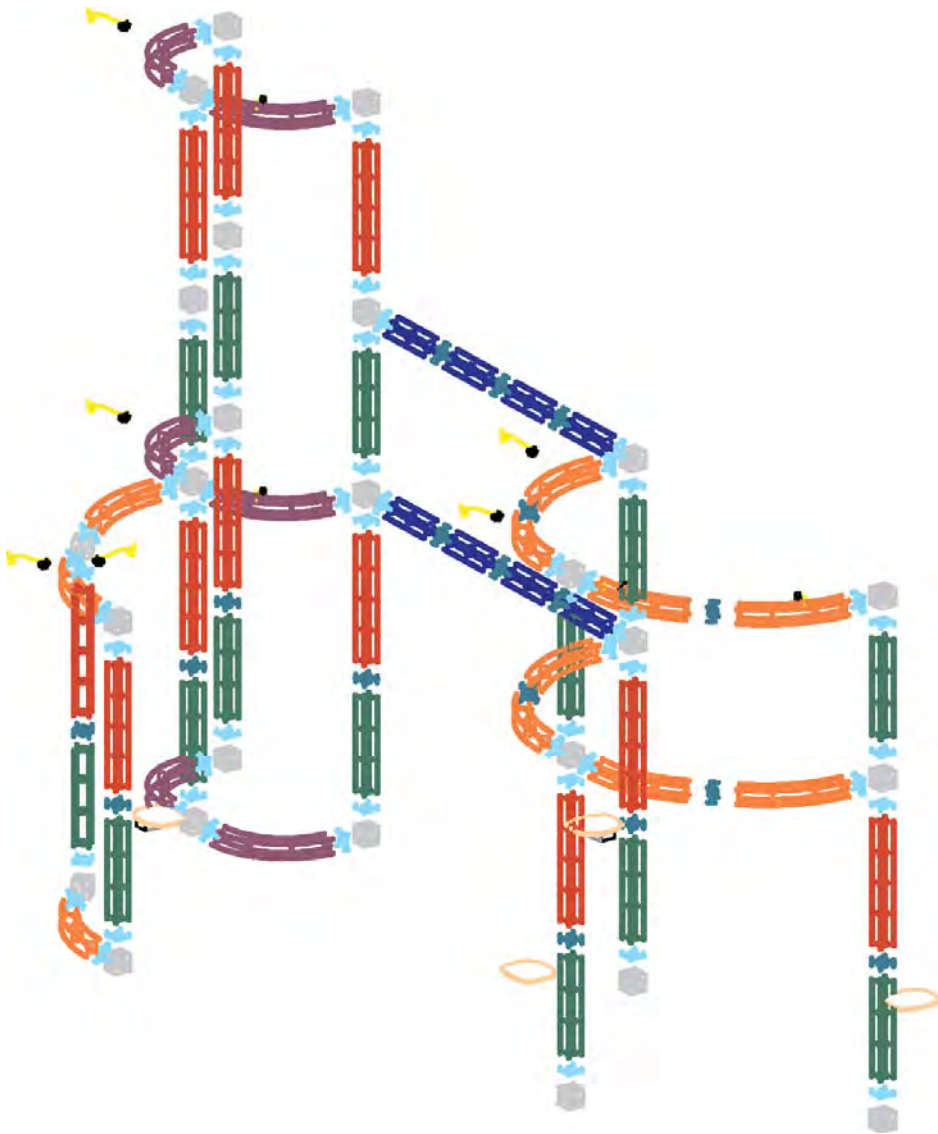
SCALE REF = 5ft



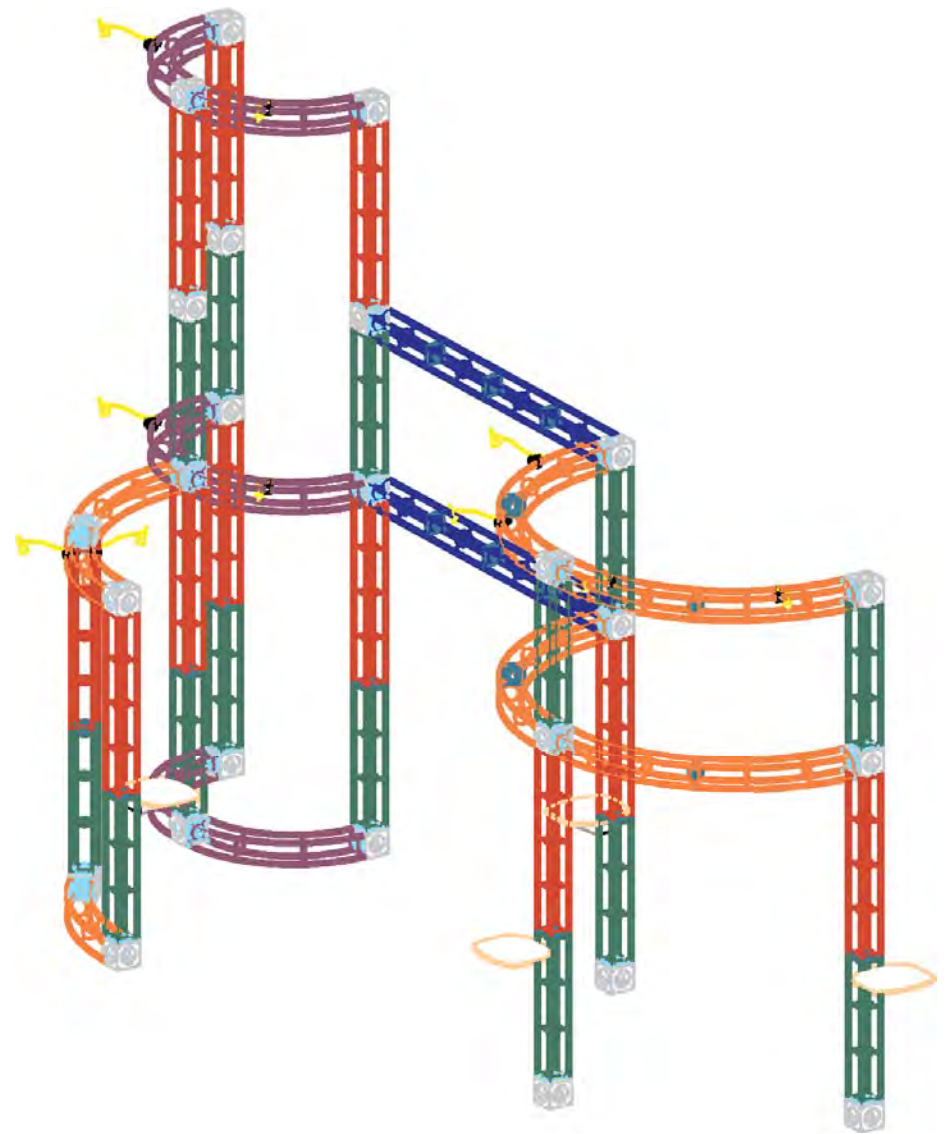
20' d X 20' w Inline



CORVUS COLOR CODED PARTS:

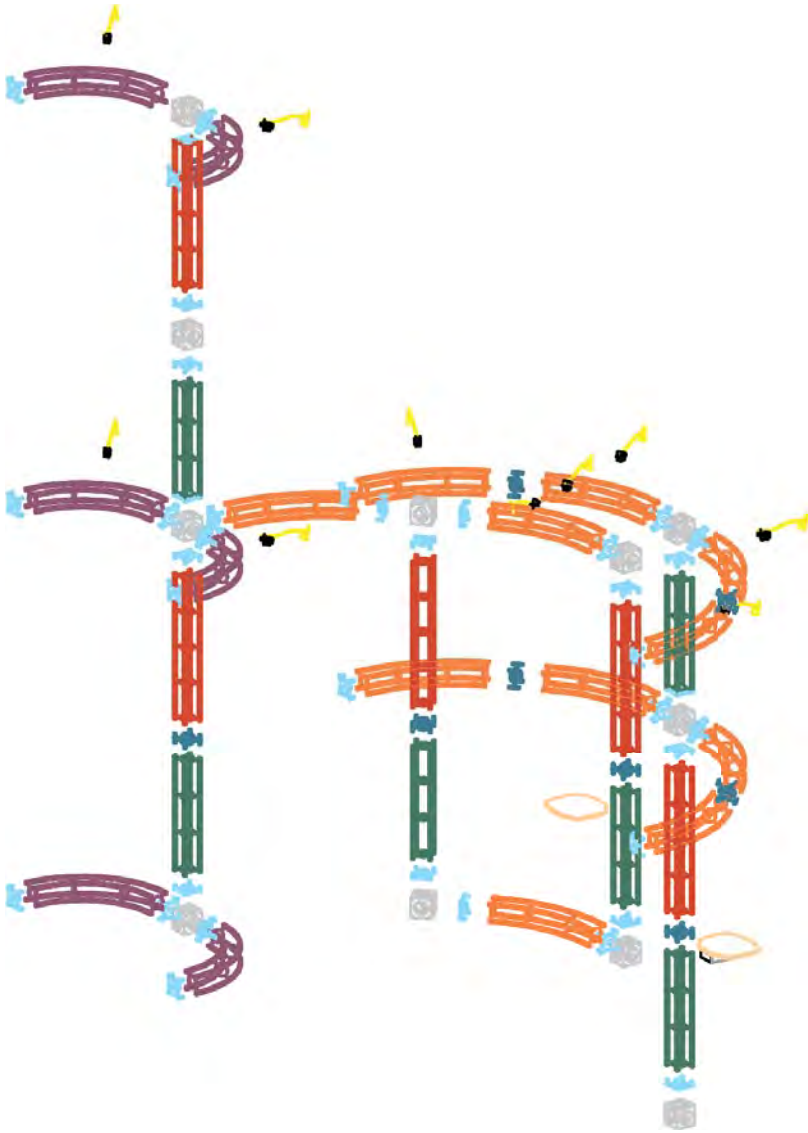


PARTS EXPLODED

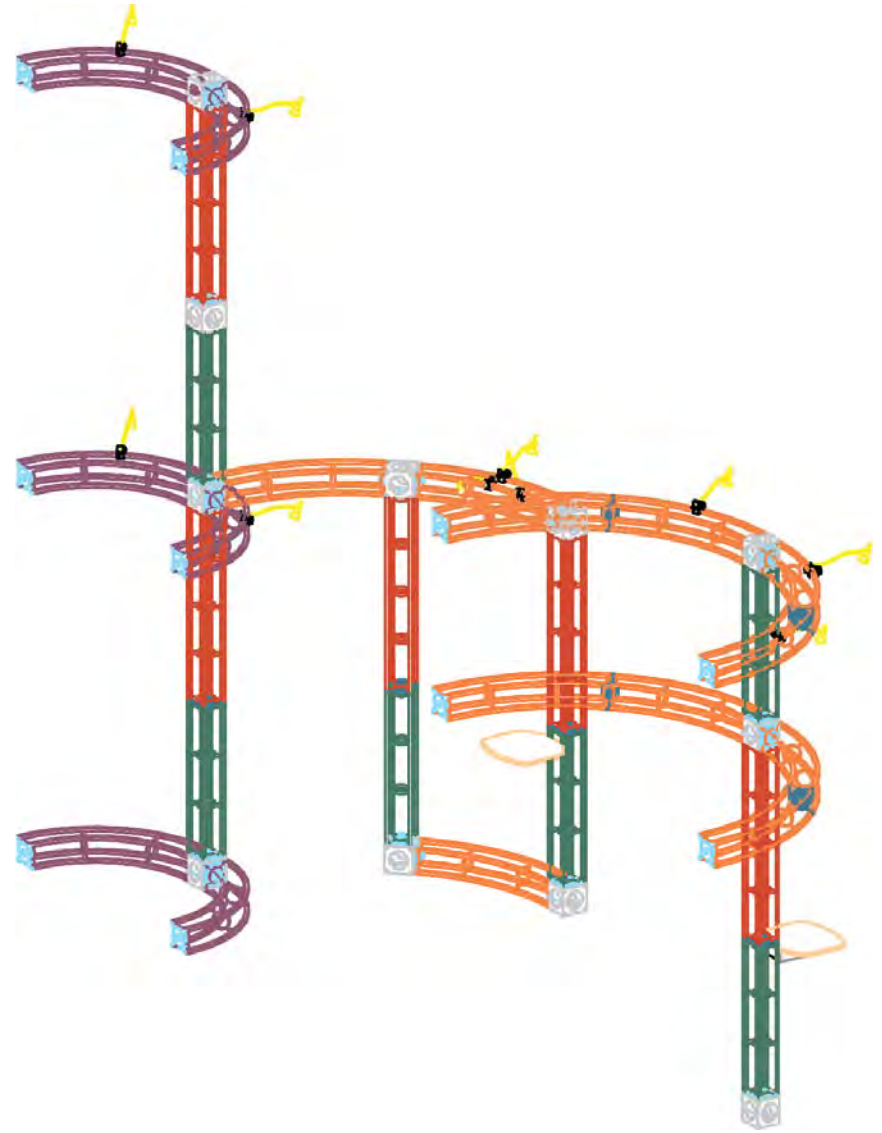


PARTS ASSEMBLED

CORVUS COLOR CODED PARTS:



PARTS EXPLODED



PARTS ASSEMBLED