

## **30' Modulate Kit 05: Frame 10**

---

### **TEMPLATE @ 1/4 SIZE**

Total graphic area: 36.5" w X 100.25" h

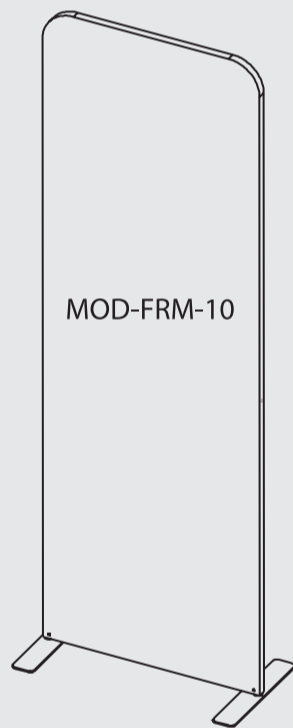
Total finished area: 32.5" w X 96.25" h

Please be sure to include the 2" bleed around the perimeter (note trim & stitch locations on template). DO NOT design any critical elements (text, logos, etc.) within 2" of the edge.

### **General Art Guidelines:**

---

- CMYK Color Mode
- All Solid Coated Pantone colors should be called out in the art as spot colors
- Embed all images and support files
- Resolution must be 400-480 ppi @ 1/2 size, 100-120 at full size
- All fonts must be created to outlines
- Do not scale artboard
- Background color/images must bleed to the edge of artboard
- Do not use spot colors from template in your artwork as they will not print



## **30' Modulate Kit 05: Frame 04 Convex w/ Rounded Left Corner**

---

### **TEMPLATE @ 1/4 SIZE**

Total graphic area: 42" w X 99.5" h

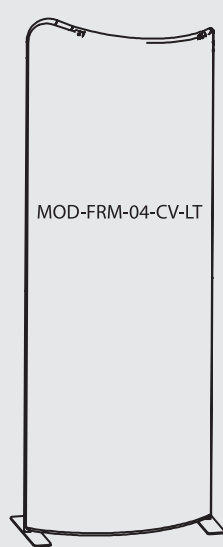
Total finished area: 38" w X 95.5" h

Please be sure to include the 2" bleed around the perimeter (note trim & stitch locations on template). DO NOT design any critical elements (text, logos, etc.) within 2" of the edge.

### **General Art Guidelines:**

---

- CMYK Color Mode
- All Solid Coated Pantone colors should be called out in the art as spot colors
- Embed all images and support files
- Resolution must be 400-480 ppi @ 1/2 size, 100-120 at full size
- All fonts must be created to outlines
- Do not scale artboard
- Background color/images must bleed to the edge of artboard
- Do not use spot colors from template in your artwork as they will not print



## 30' Modulate Kit 05: Frame 09

---

### TEMPLATE @ 1/4 SIZE

Total graphic area: 70.25" w X 100.25" h

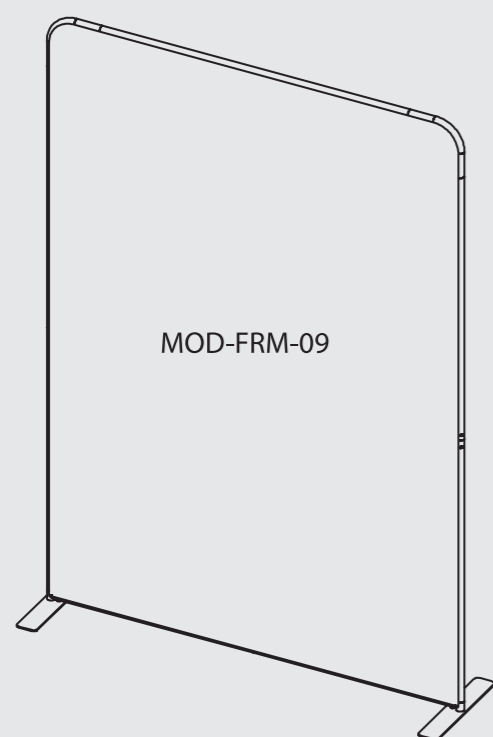
Total finished area: 66.25" w X 96.25" h

Please be sure to include the 2" bleed around the perimeter (note trim & stitch locations on template). DO NOT design any critical elements (text, logos, etc.) within 2" of the edge.

### General Art Guidelines:

---

- CMYK Color Mode
- All Solid Coated Pantone colors should be called out in the art as spot colors
- Embed all images and support files
- Resolution must be 400-480 ppi  
@ 1/2 size, 100-120 at full size
- All fonts must be created to outlines
- Do not scale artboard
- Background color/images must bleed to the edge of artboard
- Do not use spot colors from template in your artwork as they will not print



## **30' Modulate Kit 05:** **Frame 03 Concave w/ Rounded Left Corner**

---

### **TEMPLATE @ 1/4 SIZE**

Total graphic area: 40.5" w X 99.5" h

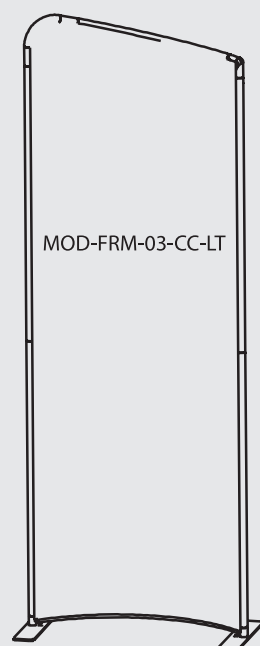
Total finished area: 36.5" w X 95.5" h

Please be sure to include the 2" bleed around the perimeter (note trim & stitch locations on template). DO NOT design any critical elements (text, logos, etc.) within 2" of the edge.

### **General Art Guidelines:**

---

- CMYK Color Mode
- All Solid Coated Pantone colors should be called out in the art as spot colors
- Embed all images and support files
- Resolution must be 400-480 ppi @ 1/2 size, 100-120 at full size
- All fonts must be created to outlines
- Do not scale artboard
- Background color/images must bleed to the edge of artboard
- Do not use spot colors from template in your artwork as they will not print



## 30' Modulate Kit 05: Frame 06 Convex Frame

---

### TEMPLATE @ 1/4 SIZE

Total graphic area: 55.5" w X 96.5" h

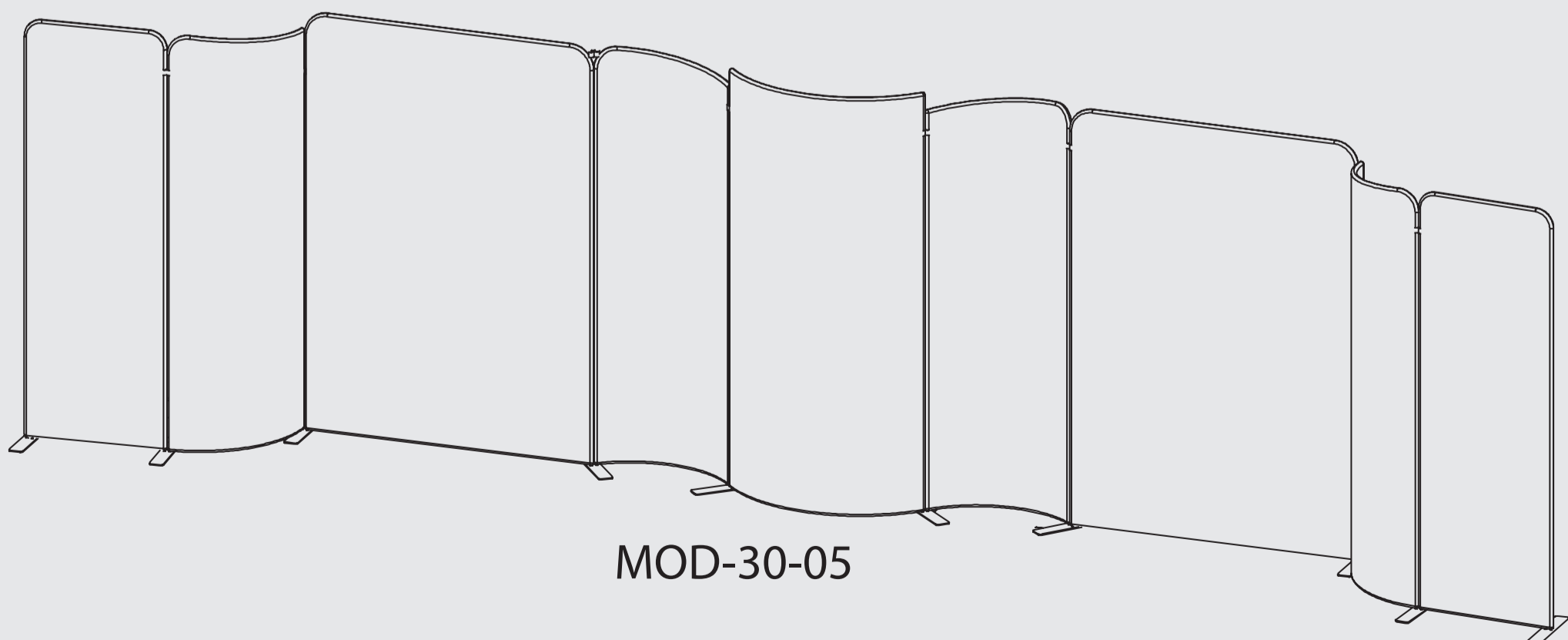
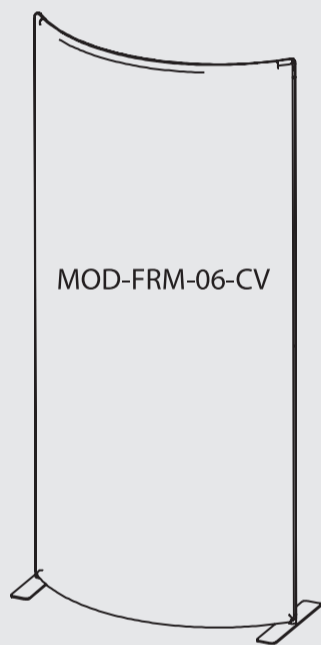
Total finished area: 51.5" w X 92.5" h

Please be sure to include the 2" bleed around the perimeter (note trim & stitch locations on template). DO NOT design any critical elements (text, logos, etc.) within 2" of the edge.

### General Art Guidelines:

---

- CMYK Color Mode
- All Solid Coated Pantone colors should be called out in the art as spot colors
- Embed all images and support files
- Resolution must be 400-480 ppi @ 1/2 size, 100-120 at full size
- All fonts must be created to outlines
- Do not scale artboard
- Background color/images must bleed to the edge of artboard
- Do not use spot colors from template in your artwork as they will not print



## **30' Modulate Kit 05: Frame 04 Concave w/ Rounded Right Corner**

### **TEMPLATE @ 1/4 SIZE**

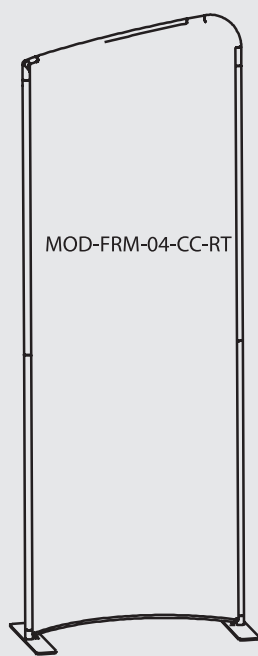
Total graphic area: 40.5" w X 99.5" h

Total finished area: 36.5" w X 95.5" h

Please be sure to include the 2" bleed around the perimeter (note trim & stitch locations on template). DO NOT design any critical elements (text, logos, etc.) within 2" of the edge.

### **General Art Guidelines:**

- CMYK Color Mode
- All Solid Coated Pantone colors should be called out in the art as spot colors
- Embed all images and support files
- Resolution must be 400-480 ppi @ 1/2 size, 100-120 at full size
- All fonts must be created to outlines
- Do not scale artboard
- Background color/images must bleed to the edge of artboard
- Do not use spot colors from template in your artwork as they will not print



## 30' Modulate Kit 05: Frame 09

---

### TEMPLATE @ 1/4 SIZE

Total graphic area: 70.25" w X 100.25" h

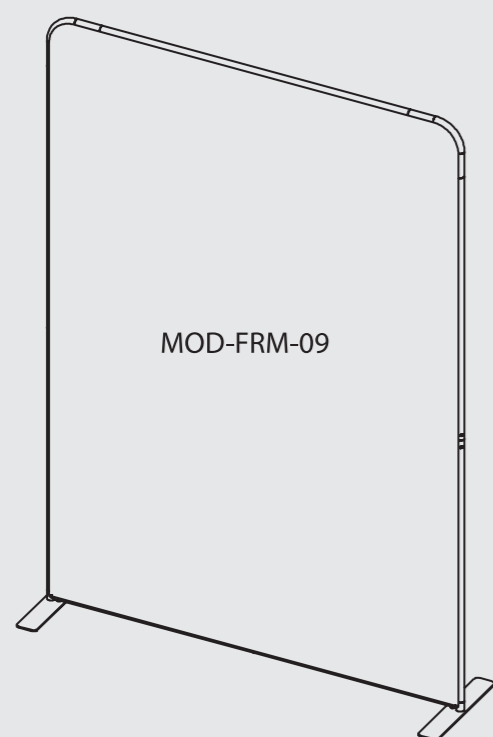
Total finished area: 66.25" w X 96.25" h

Please be sure to include the 2" bleed around the perimeter (note trim & stitch locations on template). DO NOT design any critical elements (text, logos, etc.) within 2" of the edge.

### General Art Guidelines:

---

- CMYK Color Mode
- All Solid Coated Pantone colors should be called out in the art as spot colors
- Embed all images and support files
- Resolution must be 400-480 ppi  
@ 1/2 size, 100-120 at full size
- All fonts must be created to outlines
- Do not scale artboard
- Background color/images must bleed to the edge of artboard
- Do not use spot colors from template in your artwork as they will not print



## **30' Modulate Kit 05: Frame 03 Convex w/ Rounded Right Corner**

---

### **TEMPLATE @ 1/4 SIZE**

Total graphic area: 42" w X 99.5" h

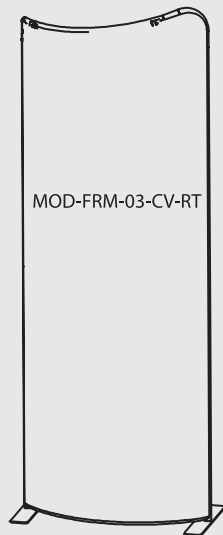
Total finished area: 38" w X 95.5" h

Please be sure to include the 2" bleed around the perimeter (note trim & stitch locations on template). DO NOT design any critical elements (text, logos, etc.) within 2" of the edge.

### **General Art Guidelines:**

---

- CMYK Color Mode
- All Solid Coated Pantone colors should be called out in the art as spot colors
- Embed all images and support files
- Resolution must be 400-480 ppi @ 1/2 size, 100-120 at full size
- All fonts must be created to outlines
- Do not scale artboard
- Background color/images must bleed to the edge of artboard
- Do not use spot colors from template in your artwork as they will not print





## 30' Modulate Kit 05: Frame 10

---

### TEMPLATE @ 1/4 SIZE

Total graphic area: 36.5" w X 100.25" h

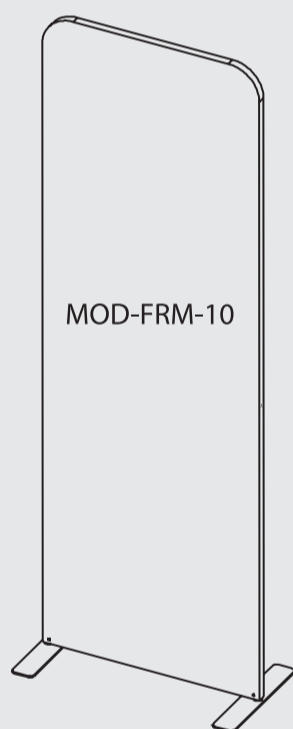
Total finished area: 32.5" w X 96.25" h

Please be sure to include the 2" bleed around the perimeter (note trim & stitch locations on template). DO NOT design any critical elements (text, logos, etc.) within 2" of the edge.

### General Art Guidelines:

---

- CMYK Color Mode
- All Solid Coated Pantone colors should be called out in the art as spot colors
- Embed all images and support files
- Resolution must be 400-480 ppi @ 1/2 size, 100-120 at full size
- All fonts must be created to outlines
- Do not scale artboard
- Background color/images must bleed to the edge of artboard
- Do not use spot colors from template in your artwork as they will not print



bleed area —  
trim line —  
safe zone —