Linear Canopy:
Linear S-Curved Canopy Double Sided

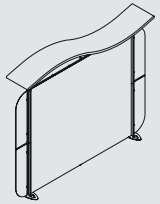

(2) prints to make (1) double sided graphic
Total graphic area: 124”w X 24”d
Total visual area: 120”w X 20”d

Please be sure to include the 2” bleed around the perimeter of the graphic. Do not design any critical elements (text, logos, etc.) within 1” of the edge (see dotted line and gray area).

Please extend bleed all the way out to the black border.

Please note that graphic will have holes cut and finished in the bottom panel for the linear extrusion. We recommend making your canopy graphic a solid color or an abstract image due to these elements.

General Art Guidelines:

- CMYK Color Mode
- All Solid Coated Pantone colors should be called out in the art as spot colors
- Embed all images and support files
- Resolution must be 100-120 ppi
- All fonts must be created to outlines
- Do not scale artboard
- Background color/images must bleed to the edge of artboard
- Do not use spot colors from template in your artwork as they will not print

TOP




approximate hole location

BOTTO

M

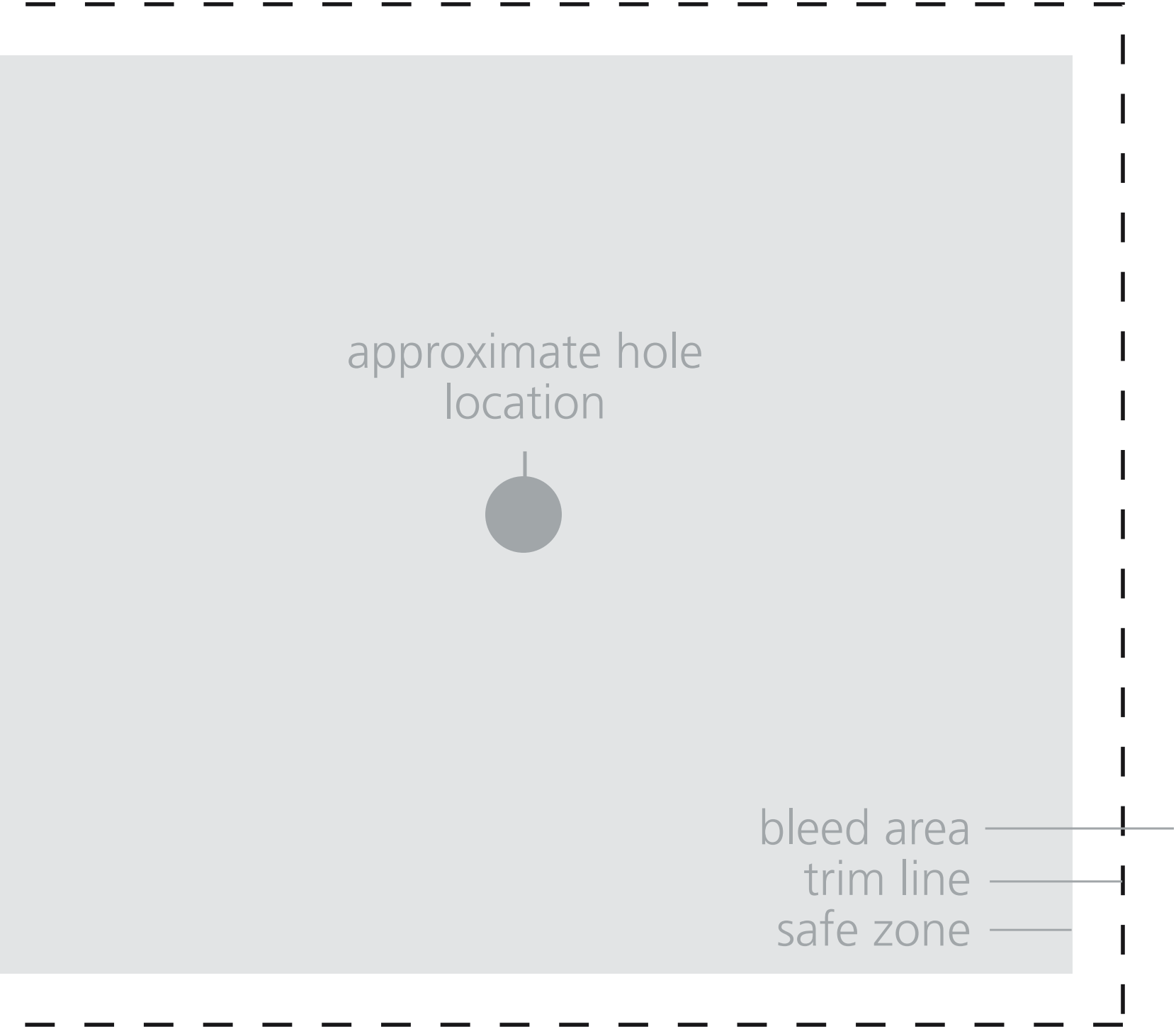
approximate hole location
bleed area
trim line
safe zone