




Set Up Instructions

L4000X POP UP DISPLAY LIGHT

Step 1: Insert connecting block onto frame of display by hooking the block over and under the scissor frame.

Step 2: Connect light to clamp by sliding onto rails of clamp. Reference illustration **A** for alignment. This can be done before or after inserting block onto display.



Specs for the Waveline LED			
Item	Symbol	Value	Unit
Led Forward Current	I_F	20	mA
Input Voltage	V	5	V
Power Dissipation	P_D	15	W
Electrostatic Discharge	E_{SD}	1000	V
Operation Temperature	T_{OPR}	-30~+80	°C
Storage Temperature	T_{STG}	-30~+80	°C
Luminous	I_V	745	L_m
Spread	TC	9000	K
Viewing Angle		90	D
Color Temp		7000~9000	K
Size		128*79*2	mm