Gemini
20' x 20' Truss System
UV Printed

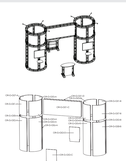

TEMPLATE IS @ 1/2 SCALE
Panels GE1-A, GE3-A, GE5-A, GE7-A, GE1-B, GE3-B, GE5-B, GE7-B:
Total Graphic Area: 40.5"w x 38.75"h
Finished Size: 39.5"w x 37.75"h
Visual Size: 37.5"w X 35.75"h

Panel GE1-C and GE-D:
Total Graphic Area: 94.75"w x 38.75"h
Finished Size: 93.75"w x 37.75"h

Panels GE2-A, GE4-A, GE6-A, GE8-A, GE2-B, GE4-B, GE6-B, GE8-B:
Total Graphic Area: 40.5"w x 84.75"h
Finished Size: 39.5"w x 83.75"h
Visual Size: 37.5"w X 81.75"h

Template requires 1/4" bleed around the perimeter (1/2" around the perimeter when scaled to 200% and printed)

FS = Graphic is front side mounted (3/4" w magnet is applied to the back of the panel)
BS = Graphic is back side mounted (3/4" w velcro is applied to the front of the panel)
Notching = 7/8" square that is cut into the appropriate location.
Hinging= 3/4" strip of material that is cropped from the panel and reapplied with hinge tape. Allows two graphics to share the same extrusion corner.

General Art Guidelines:

- CMYK Color Mode
- All Solid Coated Pantone colors should be called out in the art as spot colors
- Embed all images and support files
- Resolution must be 200-240 ppi @ 1/2 size, 100-120ppi @ 100% size
- All fonts must be created to outlines
- Do not scale artboard
- Background color/images must bleed to the edge of artboard
- Do not use spot colors from template in your artwork as they will not print

BS
OR-G-GE2-A

— bleed area
— trim line

BS
OR-G-GE1-A

BS
OR-G-GE3-A

FS
OR-G-GE1-C
panel is notched 7/8"
in all corners

BS
OR-G-GE5-B

BS
OR-G-GE7-B

BS
OR-G-GE4-A

BS
OR-G-GE6-B

BS
OR-G-GE8-B

gray area will be obstructed once finished and mounted

39.5" width | space between graphic panels: approx. 4.5" | **39.5" width** | **93.75" width** | space between graphic panels: approx. 4.5" | **39.5" width** | space between graphic panels: approx. 4.5" | **39.5" width**

BS
OR-G-GE1-B

BS
OR-G-GE3-B

FS
OR-G-GE1-D
panel is notched 7/8"
in all corners

BS
OR-G-GE5-A

BS
OR-G-GE7-A

BS
OR-G-GE2-B

BS
OR-G-GE4-B

BS
OR-G-GE6-A

BS
OR-G-GE8-A

gray area will be obstructed once finished and mounted

BS

OR-G-GE1-A

Gemini
20’ x 20’ Truss System
UV Printed

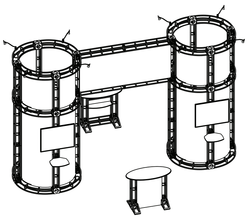

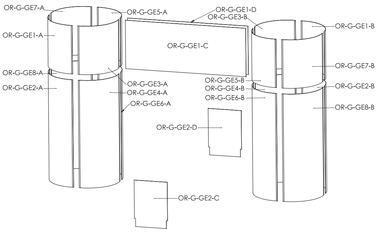

TEMPLATE IS @ 1/2 SCALE
Panels GE1-A, GE3-A, GE5-A, GE7-A, GE1-B, GE3-B, GE5-B, GE7-B:
Total Graphic Area: 40.5”w x 38.75”h
Finished Size: 39.5”w x 37.75”h
Visual Size: 37.5”w X 35.75”h

Panel GE1-C and GE-D:
Total Graphic Area: 94.75”w x 38.75”h
Finished Size: 93.75”w x 37.75”h

Panels GE2-A, GE4-A, GE6-A, GE8-A, GE2-B, GE4-B, GE6-B, GE8-B:
Total Graphic Area: 40.5”w x 84.75”h
Finished Size: 39.5”w x 83.75”h
Visual Size: 37.5”w X 81.75”h

Template requires 1/4” bleed around the perimeter (1/2” around the perimeter when scaled to 200% and printed)

FS = Graphic is front side mounted (3/4” w magnet is applied to the back of the panel)
BS = Graphic is back side mounted (3/4” w velcro is applied to the front of the panel)
Notching = 7/8” square that is cut into the appropriate location.
Hinging= 3/4” strip of material that is cropped from the panel and reapplied with hinge tape. Allows two graphics to share the same extrusion corner.

General Art Guidelines:

– CMYK Color Mode
– All Solid Coated Pantone colors should be called out in the art as spot colors
– Embed all images and support files
– Resolution must be 200-240 ppi @ 1/2 size, 100-120ppi @ 100% size
– All fonts must be created to outlines
– Do not scale artboard
– Background color/images must bleed to the edge of artboard
– Do not use spot colors from template in your artwork as they will not print

BS

OR-G-GE2-A

— bleed area
— trim line

BS

OR-G-GE3-A

BS

OR-G-GE4-A

BS

OR-G-GE5-A

BS

OR-G-GE6-A

BS

OR-G-GE7-A

BS

OR-G-GE8-A

gray area will
be obstructed
once finished
and mounted

BS

OR-G-GE1-B

BS

OR-G-GE2-B

BS

OR-G-GE3-B

BS

OR-G-GE4-B

BS

OR-G-GE5-B

BS

OR-G-GE6-B

BS

OR-G-GE7-B

BS

OR-G-GE8-B

gray area will
be obstructed
once finished
and mounted

FS

OR-G-GE1-C

panel is notched 7/8”
in all corners

FS

OR-G-GE1-D

panel is notched 7/8”
in all corners

Truss Counter Straight Style A UV Printed

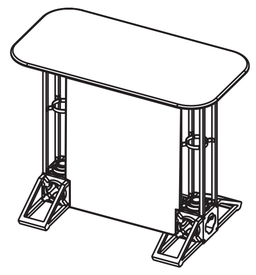

Front Side Panel:
Total Graphic Area: 26.75" x 37.125"
Finished Size: 25.75" x 36.125"

Template requires 1/2" bleed around the perimeter

FS = Graphic is front side mounted (3/4"w magnet is applied to the back of the panel)
Notching = 7/8" x 6 1/8" rectangle that is cut into the appropriate location.

General Art Guidelines:

- CMYK Color Mode
- All Solid Coated Pantone colors should be called out in the art as spot colors
- Embed all images and support files
- Resolution must be 100-120ppi @ 100% size
- All fonts must be created to outlines
- Do not scale artboard
- Background color/images must bleed to the edge of artboard
- Do not use spot colors from template in your artwork as they will not print

FS

Compatible with Truss Counters: OR-TC01, OR-TC02 and OR-TC03

notched .875" x 6.125" on bottom left and right side.

bleed area
trim line