Fusion Kit:
20' X 20' - Kit 08

TEMPLATE @ 1/4 SIZE

Graphic A
Total Graphic Area: 123.75"w x 52"h
Finished Graphic Area: 119.75"w x 48"h

Graphic B (Arch)
(3) prints to make (1) structure
Graphic B (Front and Back)
Total Graphic Area: 412.75"w x 202.875"h
Finished Graphic Area: 402.75"w x 192.875"h
Graphic B (Bottom)
Total Graphic Area: 515.25"w x 62.375"h
Finished Graphic Area: 505.25"w x 52.375"h

Graphic C
Total Graphic Area: 190.75"w x 32.75"h
Finished Graphic Area: 186.75"w x 28.75"h

Graphic D, E, F, G, H and I
Total Graphic Area: 33.5"w x 33.5"h
Finished Graphic Area: 29.5"w x 29.5"h

Graphic J and K (Outside)
(2) prints to make (1) structure
Total Graphic Area: 139"w x 106"h
Finished Graphic Area: 129"w x 96"h
Graphic J and K (Inside)
Total Graphic Area: 134.5"w x 106"h
Finished Graphic Area: 124.5"w x 96"h

Please be sure to include 5" bleed around the perimeter of Graphic B, J and K.

Please be sure to include 2" bleed around the perimeter of A, C, D, E, F, G, H and I.

Please consider obstructions when designing your graphics.

Please design the counter artwork on a separate template.

General Art Guidelines:

- CMYK Color Mode
- All Solid Coated Pantone colors should be called out in the art as spot colors
- Embed all images and support files
- Resolution must be 200-240 ppi at 1/2 size, 100-120 ppi at full size
- All fonts must be created to outlines
- Do not scale artboard
- Background color/images must bleed to the edge of artboard
- Do not use spot colors from template in your artwork as they will not print

PANEL A

bleed area
trim line
safe area

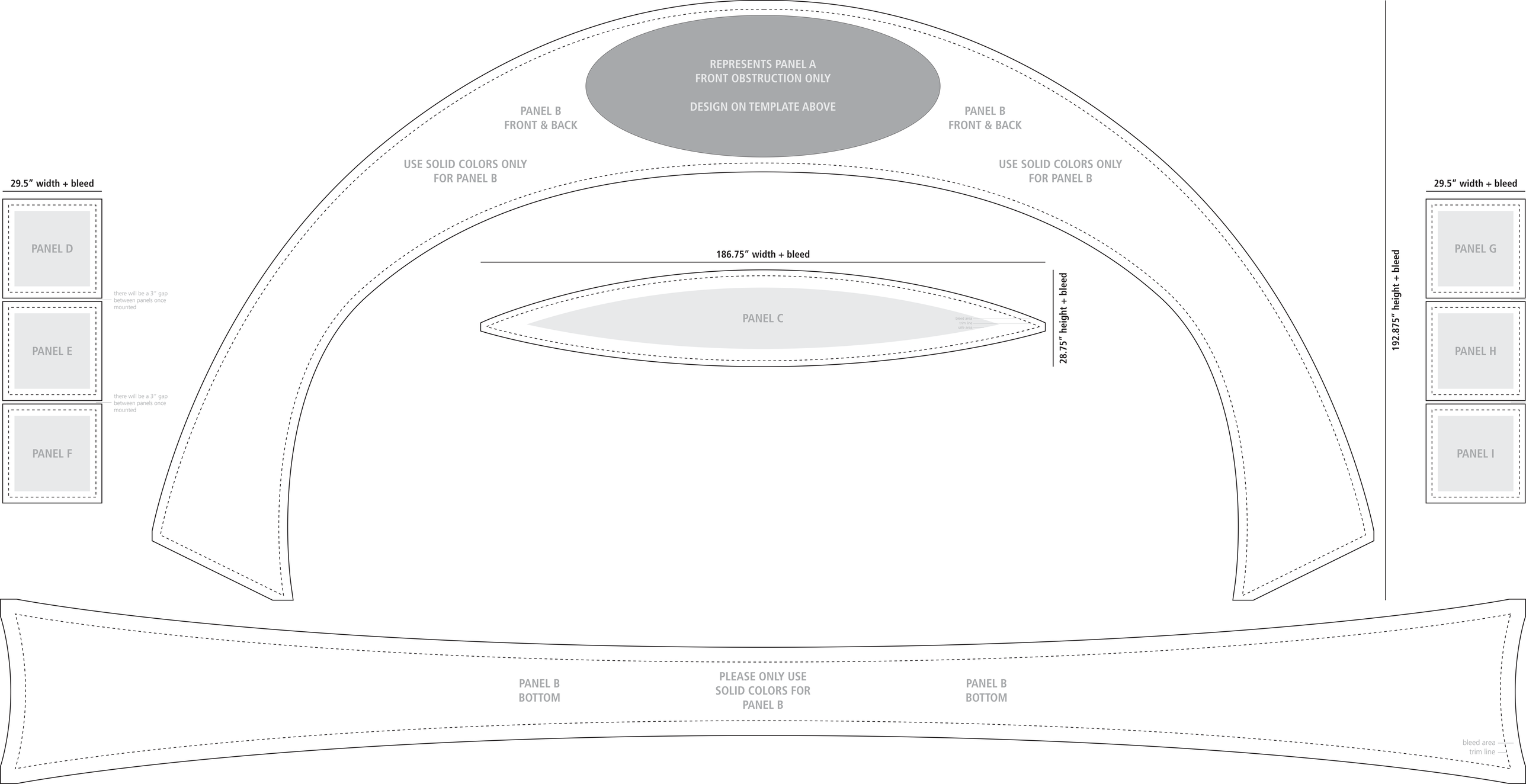
REPRESENTS PANEL A
FRONT OBSTRUCTION ONLY
DESIGN ON TEMPLATE ABOVE
PANEL B
FRONT & BACK
PANEL B
FRONT & BACK
USE SOLID COLORS ONLY
FOR PANEL B
USE SOLID COLORS ONLY
FOR PANEL B
29.5" width + bleed
PANEL D
there will be a 3" gap
between panels once
mounted
PANEL E
there will be a 3" gap
between panels once
mounted
PANEL F
186.75" width + bleed
PANEL C
bleed area
trim line
safe area
28.75" height + bleed
192.875" height + bleed
29.5" width + bleed
PANEL G
PANEL H
PANEL I
PANEL B
BOTTOM
PLEASE ONLY USE
SOLID COLORS FOR
PANEL B
PANEL B
BOTTOM
bleed area
trim line

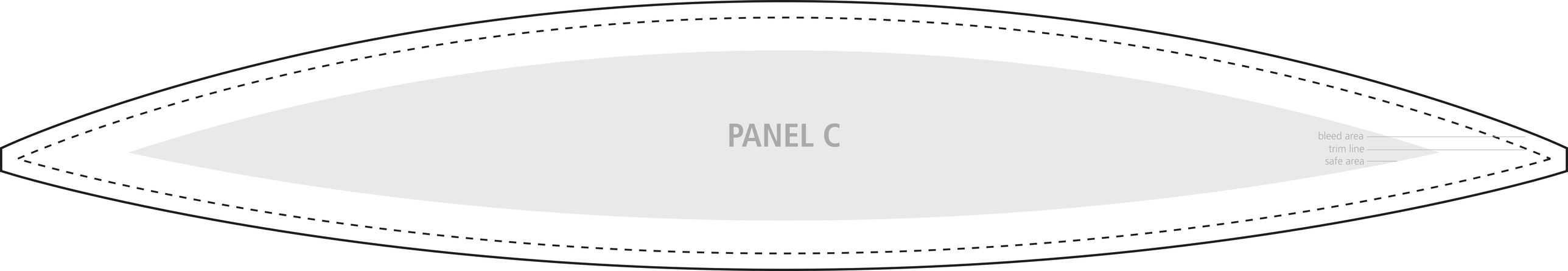
PANEL C
bleed area
trim line
safe area

PANEL D

PANEL E

PANEL F

PANEL G

PANEL H

PANEL I

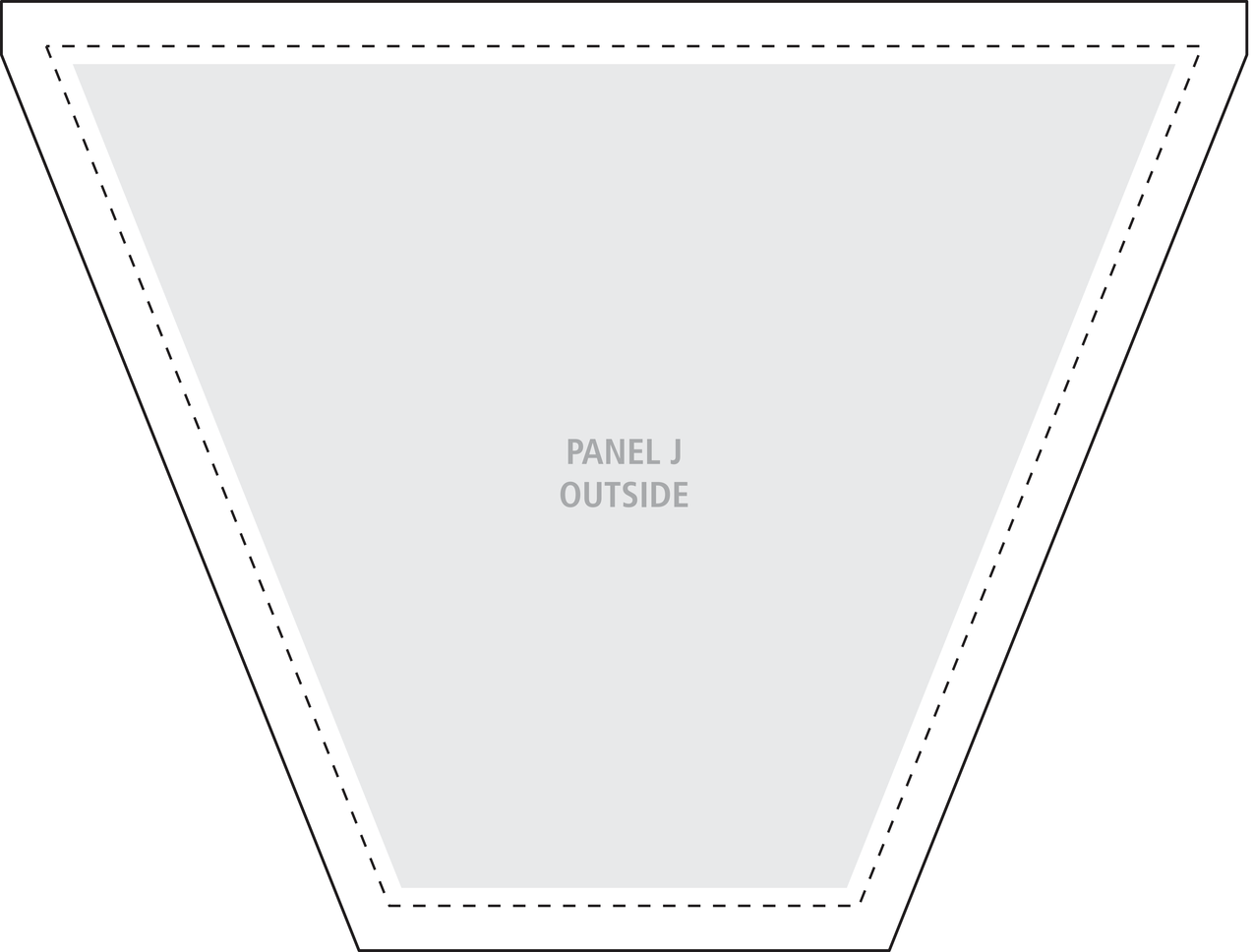
PANEL J
OUTSIDE

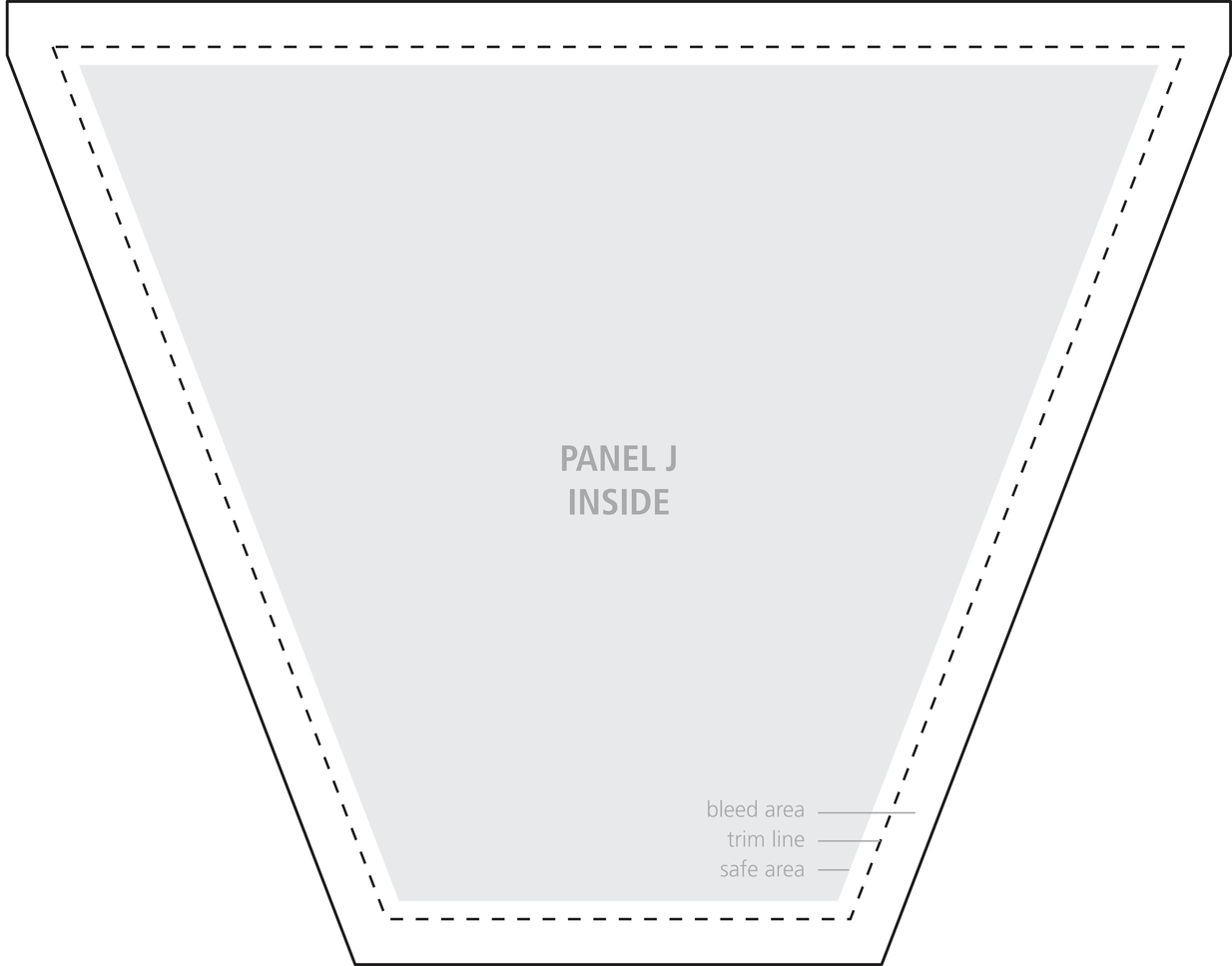
PANEL J
INSIDE
bleed area
trim line
safe area

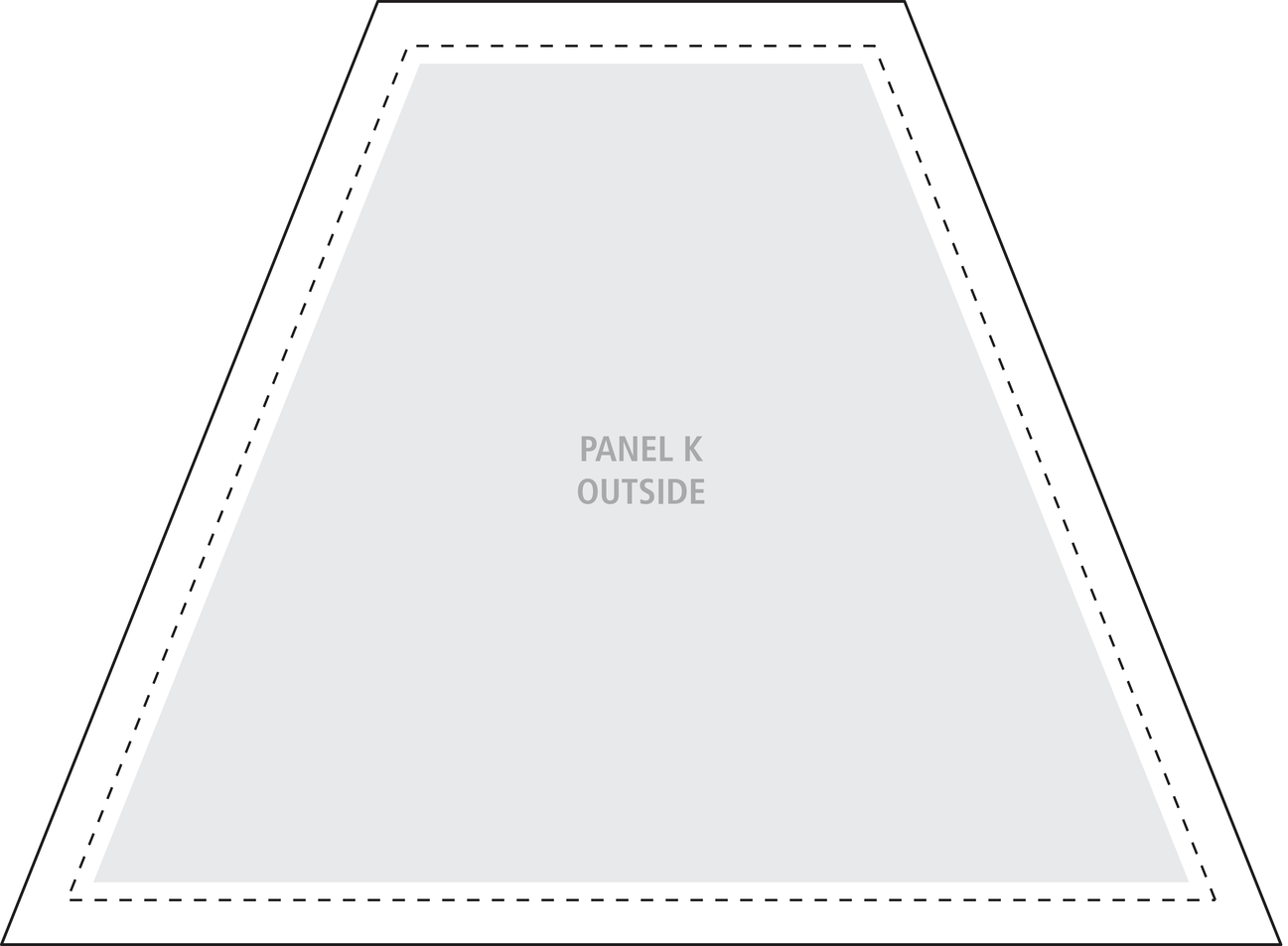
PANEL K
OUTSIDE

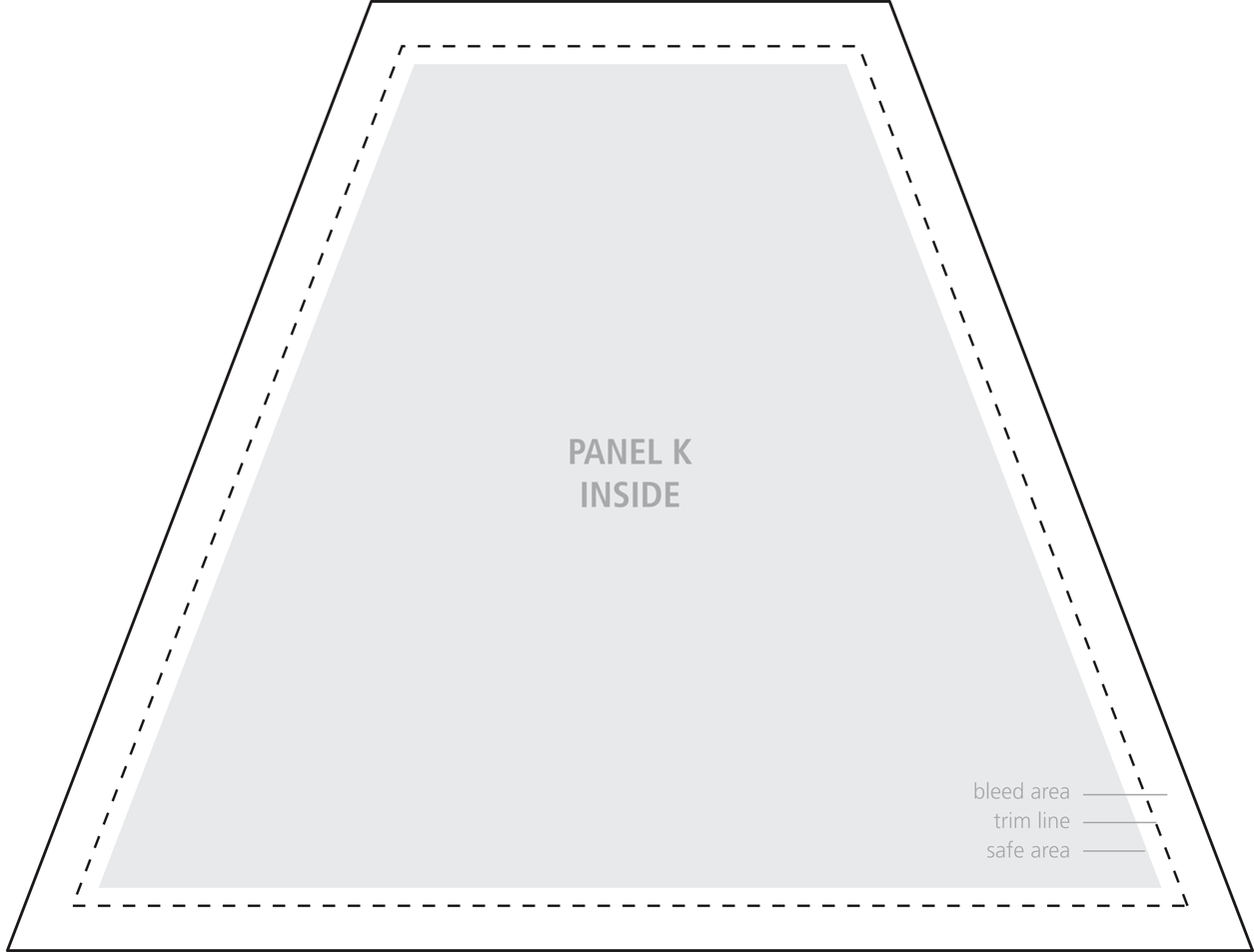
PANEL K
INSIDE
bleed area
trim line
safe area