

COYOTE 8FT SHORT CURVED FABRIC TABLETOP

The Coyote system features several unique advantages over other similar popup display systems, especially its light weight and simplistic ease of use. Compared with complicated "snap in" channel bars and delicate locking/locating systems, the Coyote popup display system uses state-of-the-art "rare earth neo magnets" on both its channel bars and locking/locating systems. These make it very quick and simple to erect and take down with practically no "easy-to-break" parts.



OPTIONAL LED LIGHTS AND WHEELED HARD CASE

We are continually improving and modifying our product range and reserve the right to vary the specifications without prior notice. All dimensions and weights quoted are approximate and we accept no responsibility for variance. E&OE. See Graphic Templates for graphic bleed specifications.

FEATURES & BENEFITS

- Display size: 97.25" w x 30.625" h x 25" d
- Available in a variety of sizes and configurations
- Velcro receptive fabric panels
- Collapses to a fraction of its size
- Optional dual 12 watt LED spotlights
- Lifetime hardware warranty against manufacturer defects
- Optional OCS hard case

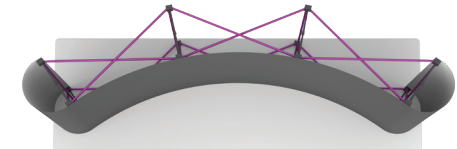
FABRIC SURFACE COLOR CHOICES



DIMENSIONS

Assembled Size:
97.25" w x 30.625" h x 25" d

Ship Size:
In box: 34" l x 15" w x 15" d / 20 lbs
In OCS case: 45" l x 19" w x 19" d / 40 lbs



OPTIONS

OCS SHIPPING CASE
Built-in wheels and easy to grip molded handles make the case portable and easy to transport. Premium latch keeps the lid secure.



12 WATT LED SPOTLIGHTS
UL approved floodlight with a straight arm and adjustable head. LED rated for 20,000 hours.



Have a Question?
Please contact support@tradeshowplus.com

ASSEMBLY

*Frame sizes may differ, general assembly shown here is the same for all sizes of Coyote frames

Have a Question?

Please contact support@tradeshowplus.com

FRAME ASSEMBLY




1) PREPARE FRAME FOR ASSEMBLY BY LOCATING THE PURPLE HOOKS ON TOP OF THE FRAME.



2) STRETCH FRAME TO SIZE, SNAPPING MAGNETIC LOCKING ARMS TOGETHER.



3) ATTACH MAGNETIC CHANNEL BARS TO CIRCULAR MAGNETS. *TO PREVENT LOSS OF POLARITY, DO NOT SLIDE THE SMALL CIRCULAR MAGNET ALONG THE FLEXIBLE STRIP MAGNET.



4) FRAME IS ASSEMBLED.


GRAPHIC AND/OR FABRIC PANEL APPLICATION



1) ATTACH PANELS STARTING WITH LEFT CURVED ENDCAP PANEL. HOOK PANEL ON PURPLE HOOKS ON FRONT AND BACK OF FRAME. ATTACH REST OF PANEL TO MAGNETIC CHANNEL BAR.



2) ATTACH GRAPHIC PANELS FROM LEFT TO RIGHT. HOOK PANELS ON PURPLE HOOKS AND APPLY PANEL TO THE MAGNETIC CHANNEL BAR.

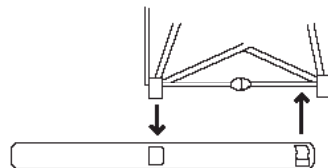
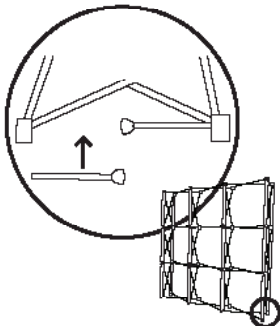


3) CONTINUE TO ATTACH REMAINING PANELS BY HOOKING TO PURPLE HOOKS. MAKE SURE ALL PANEL EDGES ALIGN WITH MIDDLE LINE ON CHANNEL BARS.



4) GRAPHIC APPLICATION COMPLETE.

STABILIZER FEET

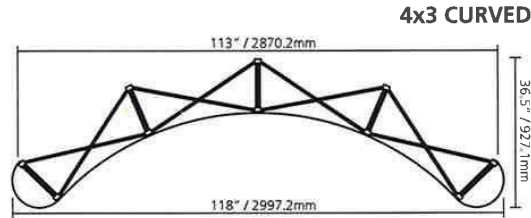
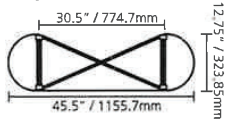


FRAME SIZES

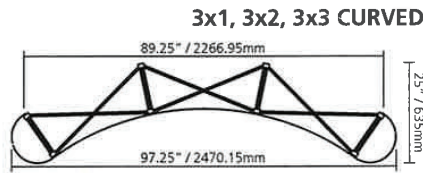
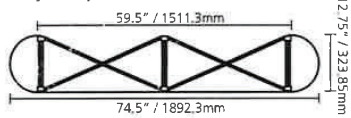
Have a Question?

Please contact support@tradeshowplus.com

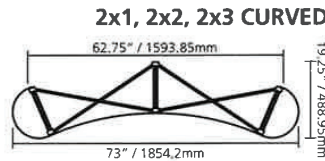
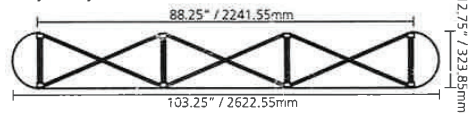
1x1, 1x3 STRAIGHT



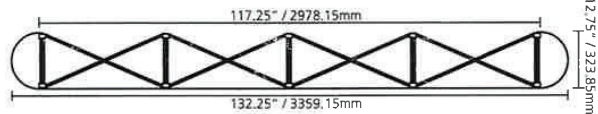
2x1, 2x2, 2x3 STRAIGHT



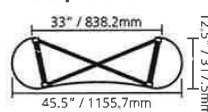
3x1, 3x2, 3x3 STRAIGHT



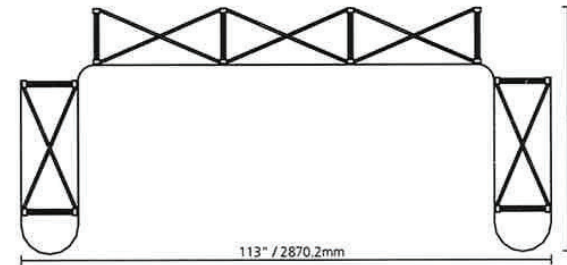
4x3 STRAIGHT



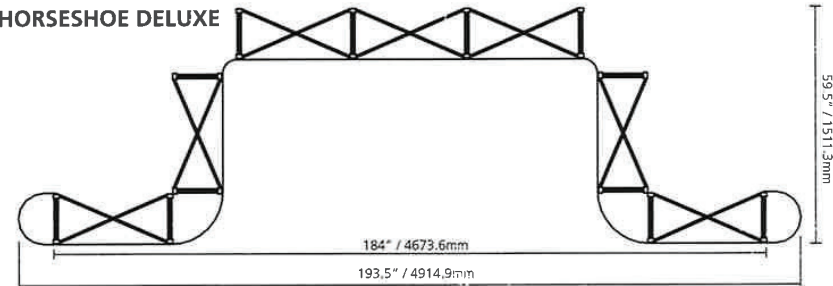
1x1, 1x3 CURVED



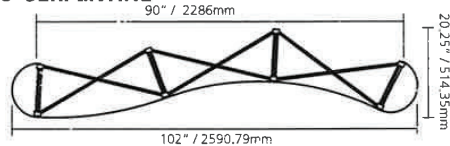
HORSESHOE STANDARD



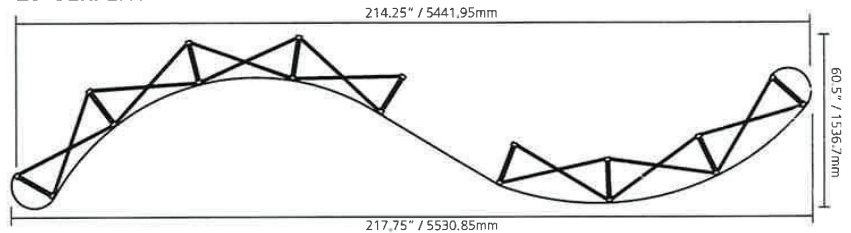
HORSESHOE DELUXE



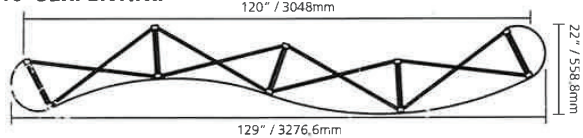
8' SERPENTINE



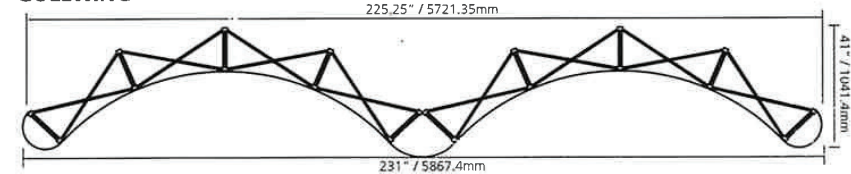
20' SERPENTINE



10' SERPENTINE



GULLWING



AVAILABLE TABLETOP KITS

Have a Question?

Please contact support@tradeshowplus.com



4ft tabletop
(1x1)

- options:
- frame kit
 - frame with fabric endcap kit
 - full fabric kit
 - full graphic kit
 - curved and straight frames available



6ft tabletop
(2x1)

- options:
- frame kit
 - frame with fabric endcap kit
 - full fabric kit
 - full graphic kit
 - curved and straight frames available



8ft tabletop
(3x1)

- options:
- frame kit
 - frame with fabric endcap kit
 - full fabric kit
 - full graphic kit
 - curved and straight frames available



6ft tabletop
(2x2)

- options:
- frame kit
 - frame with fabric endcap kit
 - full fabric kit
 - full graphic kit
 - curved and straight frames available



8ft tabletop
(3x2)

- options:
- frame kit
 - frame with fabric endcap kit
 - full fabric kit
 - full graphic kit
 - curved and straight frames available



AVAILABLE FLOOR KITS

Have a Question?

Please contact support@tradeshowplus.com



4ft display
(1x3)

- options:
- frame kit
 - frame with fabric endcap kit
 - full fabric kit
 - full graphic kit
 - curved and straight frames available



6ft display
(2x3)

- options:
- frame kit
 - frame with fabric endcap kit
 - full fabric kit
 - full graphic kit
 - curved and straight frames available



8ft display
(3x3)

- options:
- frame kit
 - frame with fabric endcap kit
 - full fabric kit
 - full graphic kit
 - available with OCP
 - curved and straight frames available



10ft display
(4x3)

- options:
- frame kit
 - frame with fabric endcap kit
 - full fabric kit
 - full graphic kit
 - available with OCP



Gullwing

- options:
- frame kit
 - frame with fabric endcap kit
 - full fabric kit
 - full graphic kit
 - available with OCP

AVAILABLE FLOOR KITS

Have a Question?

Please contact support@tradeshowplus.com



8ft Serpentine

options:

- frame kit
- full fabric kit
- full graphic kit
- available with OCP



10ft Serpentine

options:

- frame kit
- full fabric kit
- full graphic kit
- available with OCP



20ft Serpentine

options:

- frame kit
- full fabric kit
- full graphic kit
- available with OCP



Horseshoe

options:

- frame kit
- full fabric kit
- full graphic kit
- available with OCP



Deluxe Horseshoe

options:

- frame kit
- full fabric kit
- full graphic kit
- available with OCP