

## COYOTE 4FT CURVED TABLETOP

**Have a Question?**

Please contact [support@tradeshowplus.com](mailto:support@tradeshowplus.com)

The Coyote system features several unique advantages over other similar popup display systems, especially its light weight and simplistic ease of use. Compared with complicated "snap in" channel bars and delicate locking/locating systems, the Coyote popup display system uses state-of-the-art "rare earth neo magnets" on both its channel bars and locking/locating systems. These make it very quick and simple to erect and take down with practically no "easy-to-break" parts.



LED Lighting Optional

We are continually improving and modifying our product range and reserve the right to vary the specifications without prior notice. All dimensions and weights quoted are approximate and we accept no responsibility for variance. E&OE. See Graphic Templates for graphic bleed specifications.

### FEATURES & BENEFITS

- Display size: 45.5"w x 30.625"h x 12.5"d
- Full color UV printed PVC graphics included
- 12 watt LED spotlight optional
- Wheeled OCS hard case optional
- Available in a variety of sizes and configurations
- Collapses to a fraction of its size
- Lifetime hardware warranty against manufacturer defects

### DIMENSIONS

**Assembled Size:**

45.5"w x 30.625"h x 12.5"d

**Ship Size:**

34"l x 15"w x 15"d / 10 lbs



### OPTIONAL

**OCS SHIPPING CASE**

Built-in wheels and easy to grip molded handles make the case portable and easy to transport. Premium latch keeps the lid secure.



**12 WATT LED SPOTLIGHT**

UL approved floodlight with a straight arm and adjustable head. LED rated for 20,000 hours.



## ASSEMBLY

\*Frame sizes may differ, general assembly shown here is the same for all sizes of Coyote frames


**Have a Question?**

Please contact [support@tradeshowplus.com](mailto:support@tradeshowplus.com)

### FRAME ASSEMBLY




**1) PREPARE FRAME FOR ASSEMBLY BY LOCATING THE PURPLE HOOKS ON TOP OF THE FRAME.**



**2) STRETCH FRAME TO SIZE, SNAPPING MAGNETIC LOCKING ARMS TOGETHER.**



**3) ATTACH MAGNETIC CHANNEL BARS TO CIRCULAR MAGNETS. \*TO PREVENT LOSS OF POLARITY, DO NOT SLIDE THE SMALL CIRCULAR MAGNET ALONG THE FLEXIBLE STRIP MAGNET.**



**4) FRAME IS ASSEMBLED.**

### GRAPHIC AND/OR FABRIC PANEL APPLICATION



**1) ATTACH PANELS STARTING WITH LEFT CURVED ENDCAP PANEL. HOOK PANEL ON PURPLE HOOKS ON FRONT AND BACK OF FRAME. ATTACH REST OF PANEL TO MAGNETIC CHANNEL BAR.**



**2) ATTACH GRAPHIC PANELS FROM LEFT TO RIGHT. HOOK PANELS ON PURPLE HOOKS AND APPLY PANEL TO THE MAGNETIC CHANNEL BAR.**

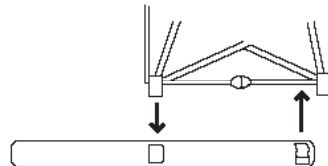
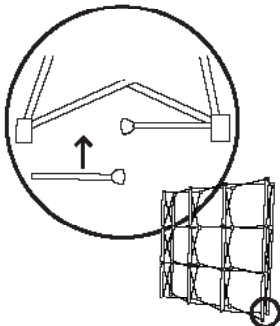


**3) CONTINUE TO ATTACH REMAINING PANELS BY HOOKING TO PURPLE HOOKS. MAKE SURE ALL PANEL EDGES ALIGN WITH MIDDLE LINE ON CHANNEL BARS.**



**4) GRAPHIC APPLICATION COMPLETE.**

### STABILIZER FEET

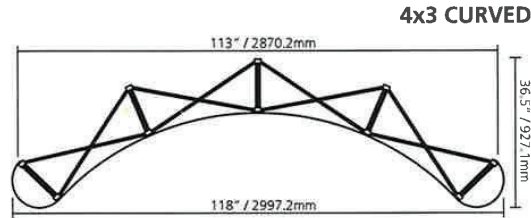
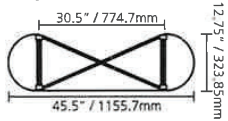


## FRAME SIZES

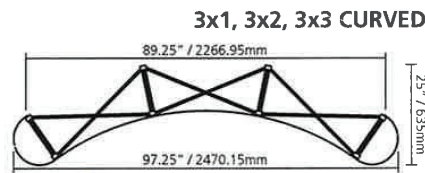
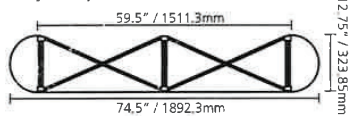
Have a Question?

Please contact [support@tradeshowplus.com](mailto:support@tradeshowplus.com)

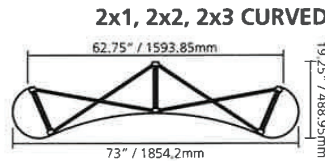
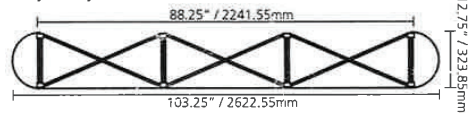
1x1, 1x3 STRAIGHT



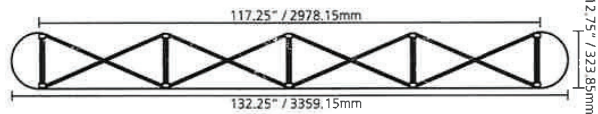
2x1, 2x2, 2x3 STRAIGHT



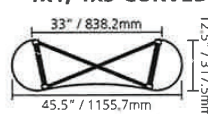
3x1, 3x2, 3x3 STRAIGHT



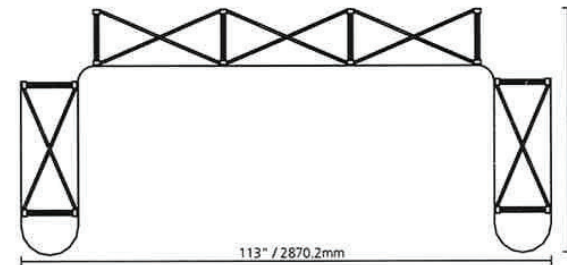
4x3 STRAIGHT



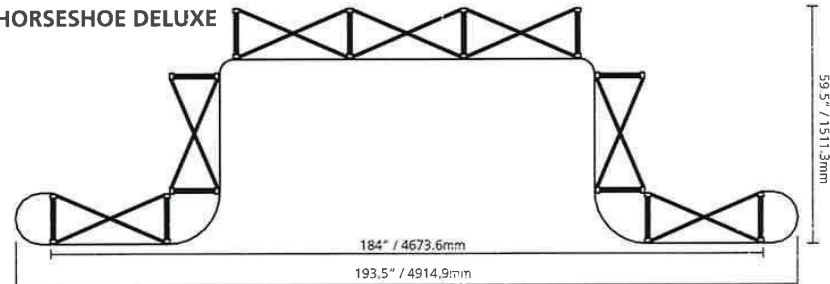
1x1, 1x3 CURVED



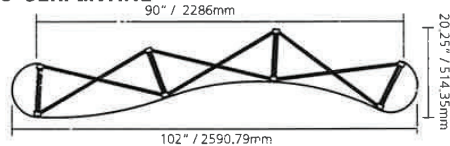
HORSESHOE STANDARD



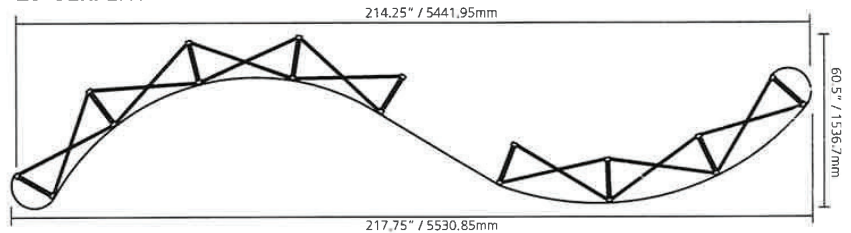
HORSESHOE DELUXE



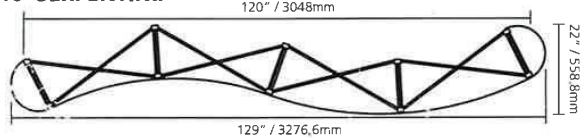
8' SERPENTINE



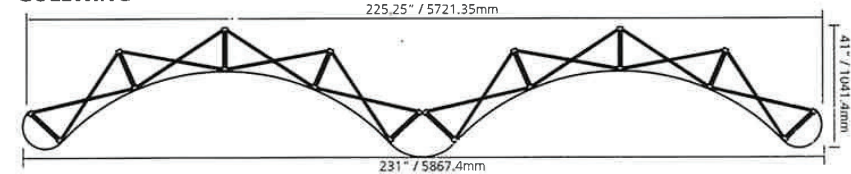
20' SERPENTINE



10' SERPENTINE



GULLWING



## AVAILABLE TABLETOP KITS

**Have a Question?**

Please contact [support@tradeshowplus.com](mailto:support@tradeshowplus.com)



4ft tabletop  
(1x1)

- options:
- frame kit
  - frame with fabric endcap kit
  - full fabric kit
  - full graphic kit
  - curved and straight frames available



6ft tabletop  
(2x1)

- options:
- frame kit
  - frame with fabric endcap kit
  - full fabric kit
  - full graphic kit
  - curved and straight frames available



8ft tabletop  
(3x1)

- options:
- frame kit
  - frame with fabric endcap kit
  - full fabric kit
  - full graphic kit
  - curved and straight frames available



6ft tabletop  
(2x2)

- options:
- frame kit
  - frame with fabric endcap kit
  - full fabric kit
  - full graphic kit
  - curved and straight frames available



8ft tabletop  
(3x2)

- options:
- frame kit
  - frame with fabric endcap kit
  - full fabric kit
  - full graphic kit
  - curved and straight frames available

## AVAILABLE FLOOR KITS

Have a Question?

Please contact [support@tradeshowplus.com](mailto:support@tradeshowplus.com)



4ft display  
(1x3)

- options:
- frame kit
  - frame with fabric endcap kit
  - full fabric kit
  - full graphic kit
  - curved and straight frames available



6ft display  
(2x3)

- options:
- frame kit
  - frame with fabric endcap kit
  - full fabric kit
  - full graphic kit
  - curved and straight frames available



8ft display  
(3x3)

- options:
- frame kit
  - frame with fabric endcap kit
  - full fabric kit
  - full graphic kit
  - available with OCP
  - curved and straight frames available



10ft display  
(4x3)

- options:
- frame kit
  - frame with fabric endcap kit
  - full fabric kit
  - full graphic kit
  - available with OCP



Gullwing

- options:
- frame kit
  - frame with fabric endcap kit
  - full fabric kit
  - full graphic kit
  - available with OCP

## AVAILABLE FLOOR KITS

Have a Question?

Please contact [support@tradeshowplus.com](mailto:support@tradeshowplus.com)



8ft Serpentine

options:

- frame kit
- full fabric kit
- full graphic kit
- available with OCP



10ft Serpentine

options:

- frame kit
- full fabric kit
- full graphic kit
- available with OCP



20ft Serpentine

options:

- frame kit
- full fabric kit
- full graphic kit
- available with OCP



Horseshoe

options:

- frame kit
- full fabric kit
- full graphic kit
- available with OCP



Deluxe Horseshoe

options:

- frame kit
- full fabric kit
- full graphic kit
- available with OCP