

# Blaze Light Box 2008 - Freestanding

Blaze Freestanding Light Box 2008 is 20'w by 8'h, is double sided and features a durable 6" aluminum frame in your choice of Silver, White or Black. Perimeter, interior LED light bars are pre-attached to the frame and make the box GLOW. The light bars include an internal power supply, which means no separate power supplies within the frame, minimizing shadowing and cord management.

Two backlit graphic material options are available to choose from, Backlit Textile (dye-sublimation printed) and Intensity (UV/LED printed).

Backlit Textile is an 8 oz. tightly woven fabric that is slightly stretchy, foldable and washable; it is best for multiple uses. Intensity is a 6.5 oz. material that has a smooth, coated finish. The UV printing process allows Intensity to be double struck with ink creating vibrant backlit graphics.







We are continually improving and modifying our product range and reserve the right to vary the specifications without prior notice. All dimensions and weights quoted are approximate and we accept no responsibility for variance. E&OE. See Graphic Templates for graphic bleed specifications

## features and benefits:

- 20'W x 8'H
- 6" light boxes feature a sleek, aluminum frame, available in white, black or silver
- Perimeter LED light bars are pre-attached to the frame
- Light bars feature an internal power supply, which means no separate power supplies within the frame
- Easy to assemble
- UL Certified & ADA compliant feet, 3/16" h, approved for public spaces
- 5 year LED warranty on lights; long life span - 43,800 hours for 5 years if powered 24/7
- Lifetime warranty on frame
- Comes in heavy duty box; hard-shell case is optional

## dimensions:

Hardware	Shipping
Assembled unit:  240" w x 96" h x 21.65" d 6096mm(w) x 2438.4mm(h) x 549.91mm(d)  Approximate Weight: 182lbs / 82.55 kg	<b>Packing - 5 Boxes:</b> Shipping dimensions: 3 x BOXES (79" L x 9" H x 11" D) 2006.6mm(l) x 228.6mm(h) x 279.4mm(d) 1 x BOX (55" L x 9" H x 11" D) 1397mm(l) x 228.6mm(h) x 279.4mm(d) 1 x BOX (18" L x 12" H x 4" D) 457.2mm(l) x 304.8mm(h) x 101.6mm(d) Approximate shipping weight: 290 lbs / 131.542 kg  <b>Optional OCE2 Case:</b> Shipping dimensions: 2 x BOXES - 17" L x 63" H x 17" D 431.8mm(l) x 1600.2mm(h) x 431.8mm(d) Approximate shipping weight per box: 125lbs / 56.69 kg
Graphics	additional information:
Graphic material: Backlit Textile (dye-sublimated fabric) or Intensity (UV printed)  See graphic templates for graphic sizes.          Refer to related graphic templates for more information Visit:  <a href="https://www.theexhibitorshandbook.com/downloads/download-graphic-templates">https://www.theexhibitorshandbook.com/downloads/download-graphic-templates</a> or click here	<p>Powder coat color options:</p> <div></div> <div></div>

# Tools Required

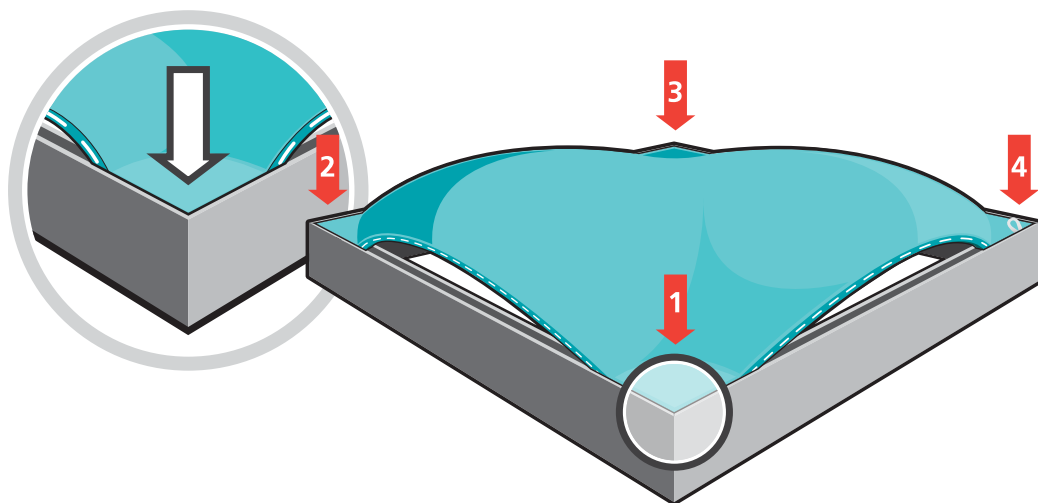


MULTI HEX KEY  
(INCLUDED)

## How to Apply & Remove Graphics

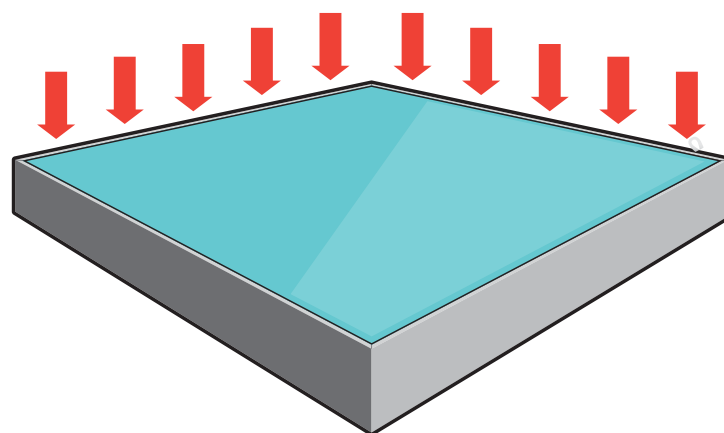
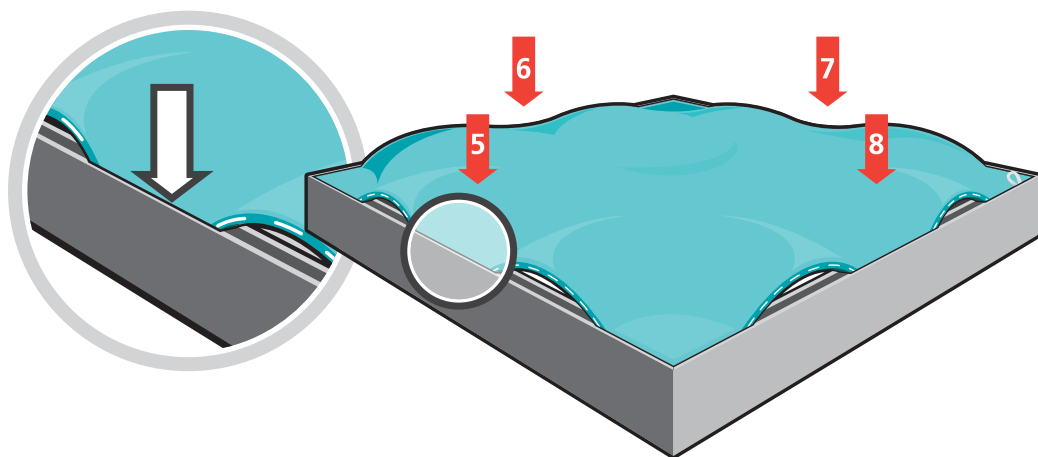
Installation and removal of SEG graphics is easy!

**Installation:** Push the SEG bead into each corner of the frame (1-4) with your thumb, then push the SEG bead into the middle of the run (5-8) and work your way around the perimeter of the frame until all beading is pushed in properly; if necessary, go around the perimeter again to ensure beading is secure in the extrusion profile.



**Note:** Keep the set up area clean by using a drop cloth, washing hands before set-up or by wearing gloves.

**Removal:** Use the pull tab located on the graphic and gently pull the graphic from the frame, going around the perimeter.

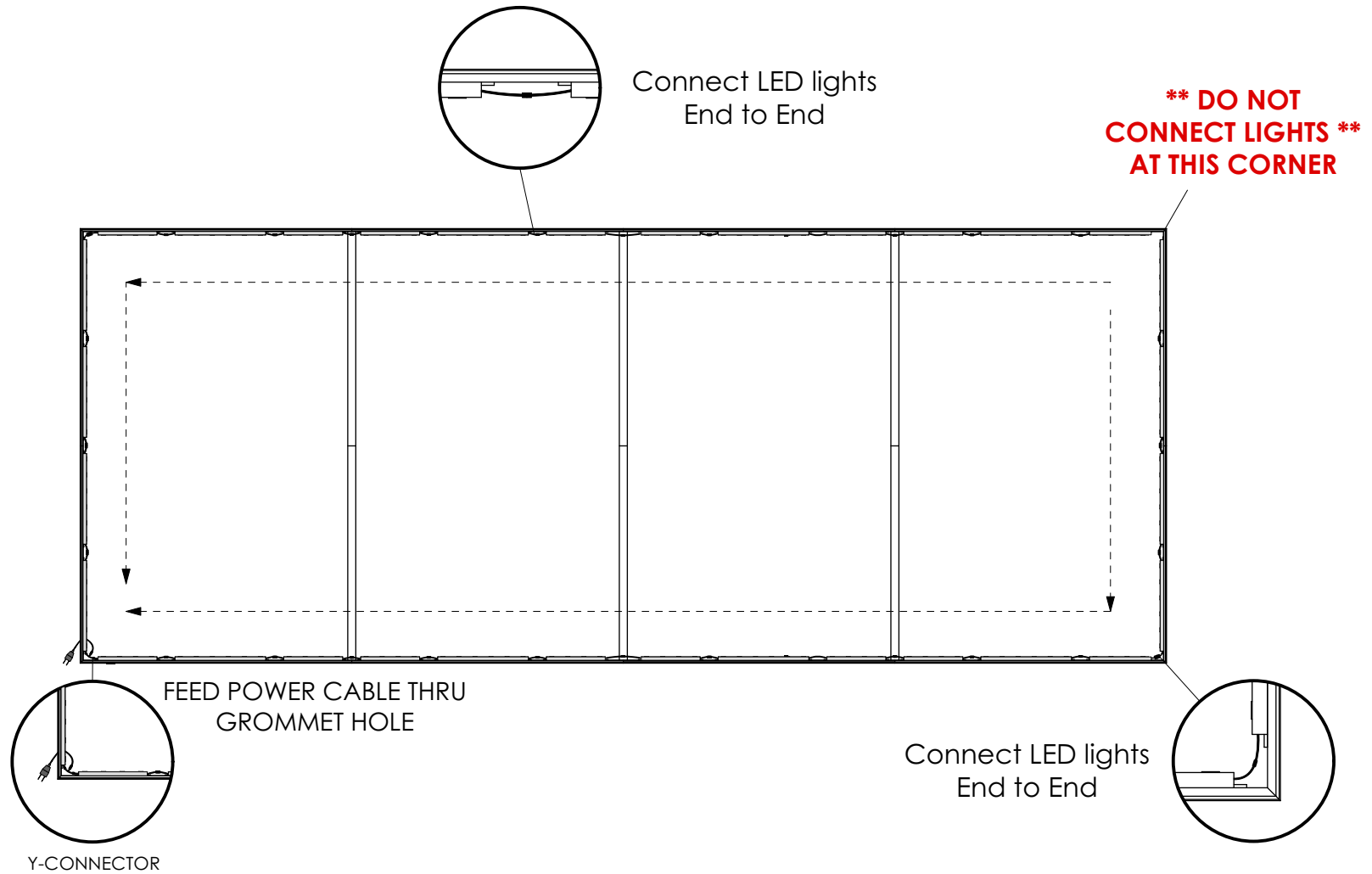


## Graphics Storage & Care

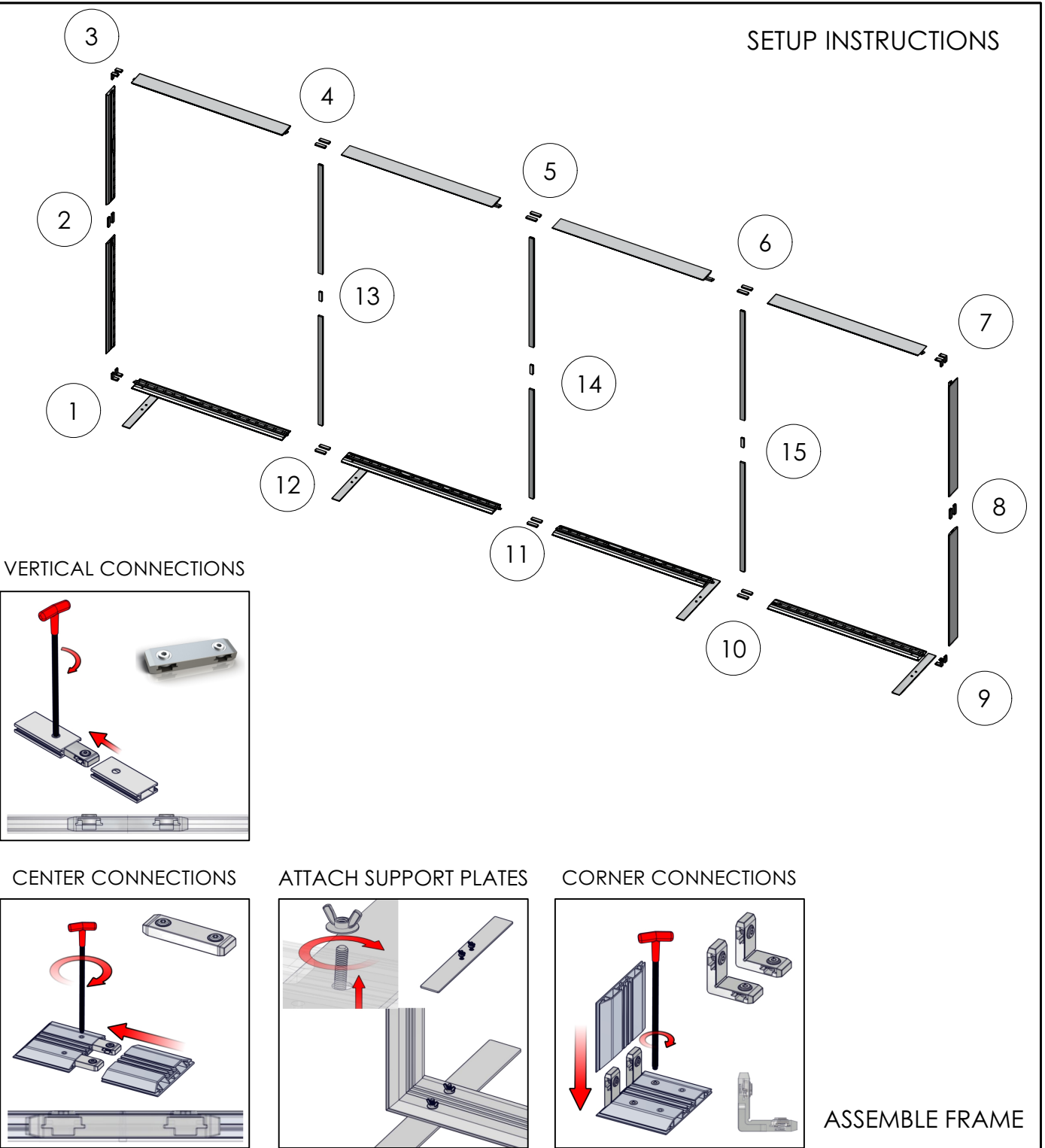
Graphics should be folded with the graphic facing inward and stored in a zip lock /sealable plastic bag. Spot clean by wiping with a damp white cloth. If washing is necessary, use a commercial size front-loading washing machine, gentle cycle with cool water. Line dry flat. Dry cleaning is NOT recommended to prevent shrinkage.



# LED Lights

NOTE: A maximum of 20 LED fixtures can be connected in a line.

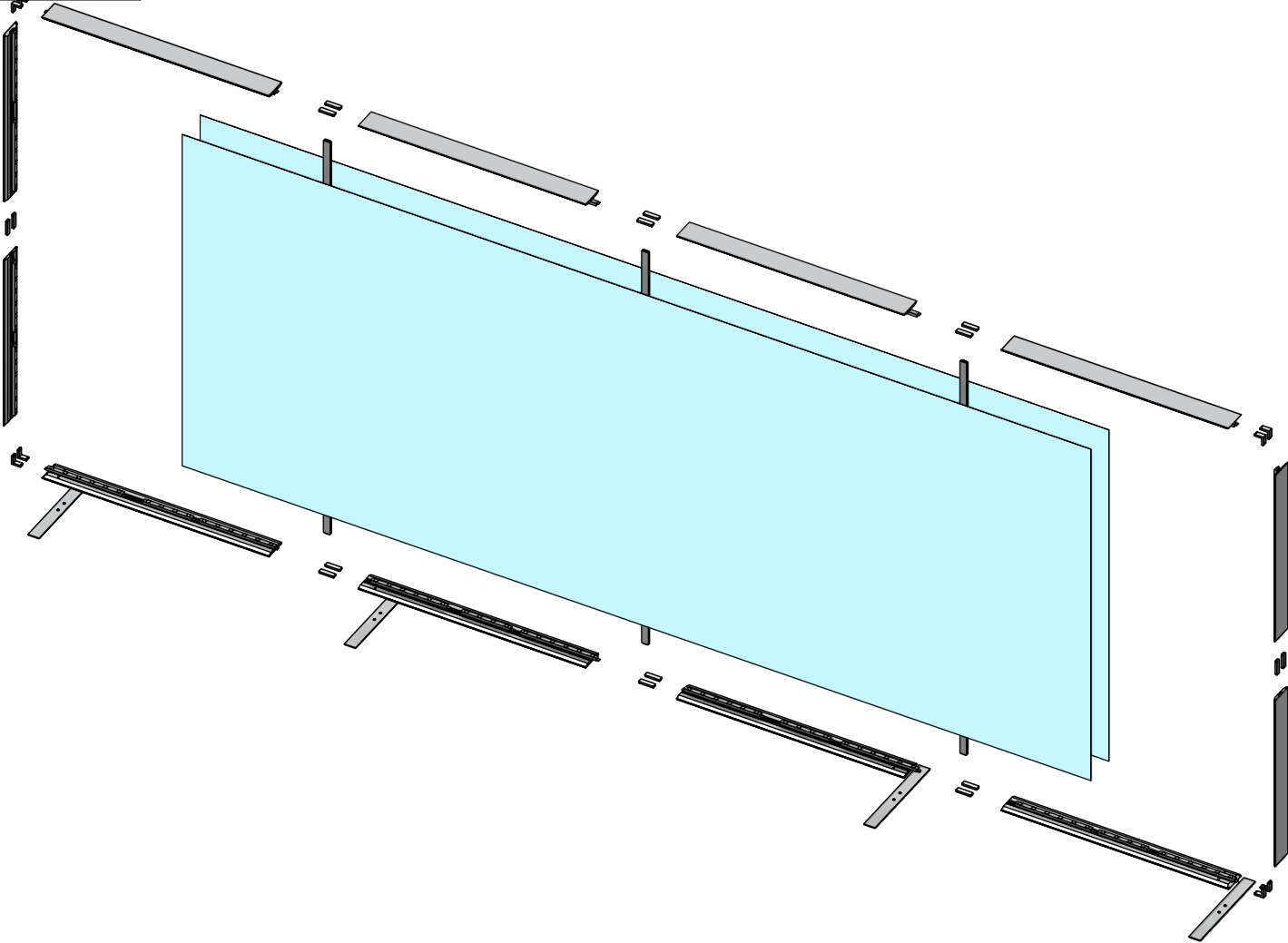


QTY	IMAGE	DESCRIPTION
8		CB10 90 DEGREE CONNECTOR
19		JOINER BAR (OLD STYLE)
1		1524MM (60.00in) LENGTH OF 360 BLAZE EXTRUSION-WITH MITRE CUT FOR CB10s ONE END-IB2 LOCK HOLES ONE END-WITH GROMMET HOLE- 171MM FROM LEFT/BOTTOM END-WITH 9MM DIA THRU HOLES 90MM FROM LEFT END
4		1219MM (47.99in) LENGTH OF 360 BLAZE EXTRUSION-WITH MITRE CUT FOR CB10s ONE END-IB2 LOCK HOLES ONE END
2		1524MM (60.00in) LENGTH OF 360 BLAZE EXTRUSION-WITH MITRE CUT FOR CB10s ONE END-IB2 LOCK HOLES ONE END
8		5/16-18 THREAD, 1 3/8 inch LONG SILVER FLAT HEAD SCREW
4		Blaze foot with double countersunk holes, 3in x 650mm length
1		1524MM (60.00in) LENGTH OF 360 BLAZE EXTRUSION-WITH MITRE CUT FOR CB10s ONE END-IB2 LOCK HOLES ONE END-WITH 9MM DIA THRU HOLES 90MM FROM LEFT END
1		8FT POWER CORD FOR LED-EV LIGHTS
6		1203MM LENGTH OF PH EXTRUSION-WITH IB2 LOCK HOLES ONE SIDE-CAM LOCK ONE SIDE
1		1524MM (60.00in) LENGTH OF 360 BLAZE EXTRUSION-WITH IB2 LOCK HOLES BOTH ENDS-WITH 9MM DIA THRU HOLES 90MM FROM LEFT END
1		1524MM (60.00in) LENGTH OF 360 BLAZE EXTRUSION-WITH IB2 LOCK HOLES BOTH ENDS-WITH 9MM DIA THRU HOLES 90MM FROM RIGHT END
2		1524MM (60.00in) LENGTH OF 360 BLAZE EXTRUSION-WITH IB2 LOCK HOLES BOTH ENDS
24		19" LED AC LIGHT BAR 6000 K
8		10" LED AC LIGHT BAR 6000 K

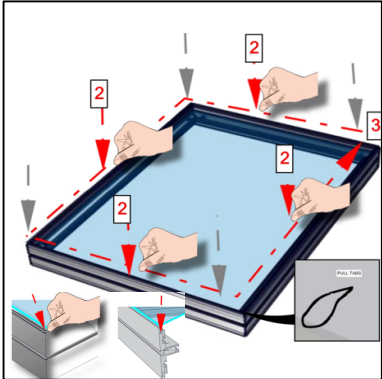


QTY	IMAGE	DESCRIPTION
1		GRAPHIC (A1) (243.88 w X 99.88 h total size ) 239.88 w X 95.88 h finish size, UV/LED print on Backlit Intensity, single sided, sewn with silicone beading around perimeter & pull tab in bottom right corner
1		GRAPHIC (A2) (243.88 w X 99.88 h total size ) 239.88 w X 95.88 h finish size, UV/LED print on Backlit Intensity, single sided, sewn with silicone beading around perimeter & pull tab in bottom right corner

SETUP INSTRUCTIONS



PRESS CORNERS IN



THEN PRESS ALONG THE  
PERIMETER EDGE

ADD GRAPHICS