

VOLKTEK

SEN-8425PL-24V

Lite Managed PoE+ Industrial Switch

4 x 10/100/1000 PoE+ & 1 x 10/100/1000 RJ45 & 2 x FX/GbE SFP

Description

Realizing the essentiality in ease of use for 24/7 surveillance for today's society, Volktek develops SEN-8425PL-24V Lite Managed Industrial PoE+ switch. The SEN-8425PL-24V is engineered with hardened components and enclosed in a case which can operate in wide temperature from -10°C to 60°C, and playful even in harsh environments providing reliable surveillance.

The switch is compiled with intelligent PoE+ (IEEE 802.3af/at) function on 4-Gigabit copper ports and allows to supply up to 30W per port power budget over the single Ethernet cable to satisfy Powered Devices such as Wireless AP, VoIP phones and IP cameras eliminating the need of external power outlets. The 2-slot 100FX/Gigabit SFP give the advantages of configuring ring topologies for a safe, reliable and long distance Gigabit connectivity. In addition, the switch offers an easy to use of management functions to allow configuration and monitoring. Designed with sufficient beneficial features, SEN-8425PL-24V can be considered as a reliable option for harsh outdoor surveillance.



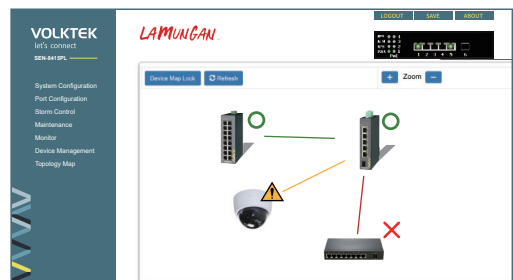
RoHS CE FC



Features Highlight


Introducing the LAMUNGAN

LAMUNGAN is Volktek's embedded Element Management System that allows users to view the topology map of connected devices and neighboring switches along with the link status. Its LLDP feature allows it to advertise its identities and capabilities on the wired Ethernet. This map like feature simplifies the network connection viewing and helps patterning by clicking on the icon.



Dashboard

The dashboard is an intelligent system provides apparent views of real-time switch parameters in an engaging, easy-view format for the end-users. Dashboard's at-a-glance designs with the color scheme enable the users for easy understanding and troubleshooting within the device and connected network.



Wizard

The wizard is a smart assistant who provides the switch setup interfaces for the users. It allows users to go through a series of well-defined steps with easily manageable dialog boxes. It minimizes the complex setup procedures and easier to perform for an unfamiliar user.

Robust Switch Performance

With a hardened metal case, surge and ESD protection, the SEN-8425PL-24V provides a high level of immunity against electromagnetic interference and heavy electrical surges, thus facilitating easy deployment in demanding environments. In addition, the SEN-8425PL-24V offers high performance switch architecture with five 10/100/1000BASE-T ports and two 100FX/Gigabit Ethernet SFP slots to meet the requirements of high-bandwidth access in wide operating temperatures.



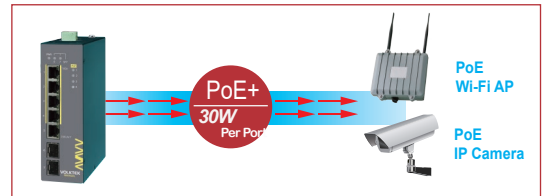
Features Highlight

Future-proof Fiber Connectivity with Dual 100FX/Gigabit SFP Slots

With two multirate SFP slots, the SEN-8425PL-24V easily establishes fiber channel for gigabit Ethernet connectivity and allows to take advantage of fiber based daisy chain topology. The switch provides long distance, high-speed fiber connectivity while offering enhanced noise immunity and data security across deployed systems. The SEN-8425PL-24V is a well-suited robust, cost-effective and future-proof solution for fiber based surveillance networks.

High-Power Budget for PoE Network Devices

To fulfill the growing demand of high-bandwidth, high-power PoE for network applications and eliminating the cost of electrical cabling and circuits, the SEN-8425PL-24V is designed under IEEE 802.3at standard PoE+. With 120W PoE power budget capability for whole system, the switch allows simple "plug-n-play" PoE for various types of high power consuming PoE devices. This makes the SEN-8425PL-24V a very convenient solution for applications far away from power outlets satisfying PoE extension applications in much longer distances.



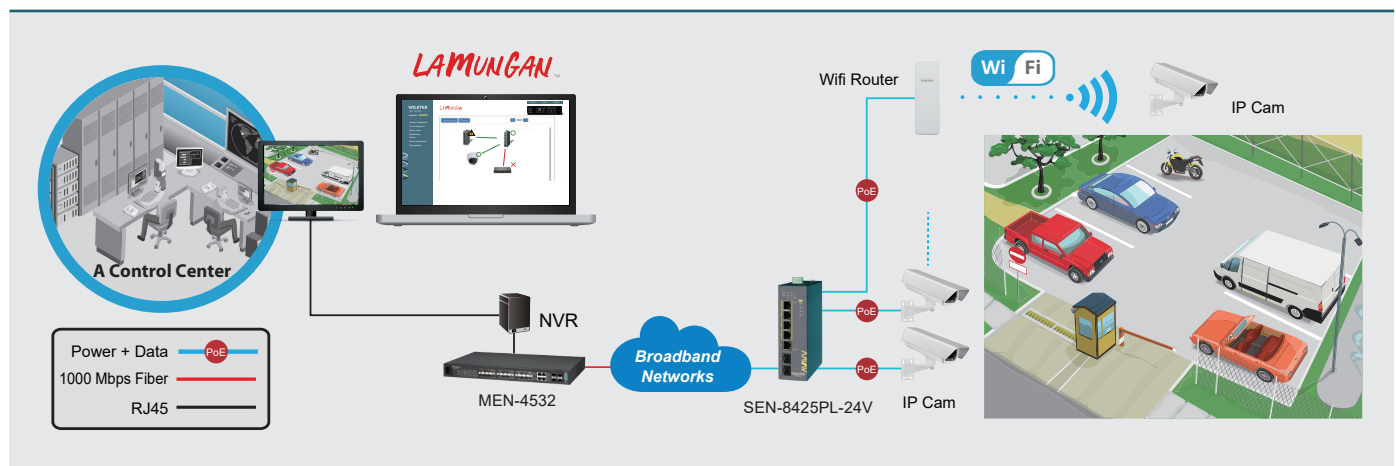
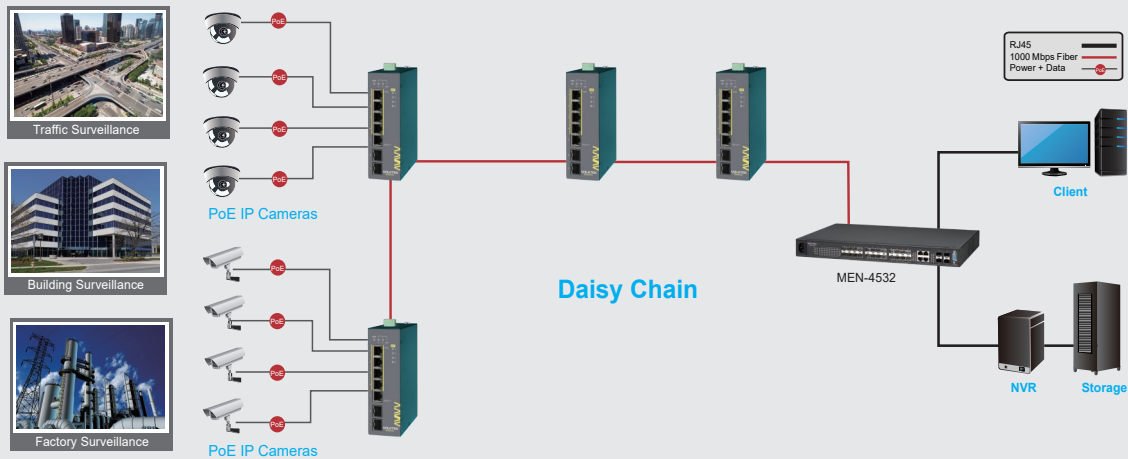
Intelligent PoE Alive Checking

The SEN-8425PL-24V is designed with intelligent PoE+ features to utilize power more efficient. To monitor real-time status of PDs, the switch sends alive-checking packets to PDs. If a PD fails to respond, the switch's PD live check feature detects the failure and reactivates the PD. This reduces management burden and increases system reliability.



Applications

The SEN-8425PL-24V combines high-power PoE+, robust performance for surveillance systems in harsh industrial environments. With small size, highly reliable and secure features ensure continuous operations in some special requirements for transportation, factory and outdoor places where high vibration degree, shock and wide range temperatures are present.



Specifications

Standards	
IEEE 802.3	10BASE-T
IEEE 802.3u	100BASE-TX
IEEE 802.3ab	1000BASE-T
IEEE 802.3u	100BASE-FX
IEEE 802.3z	1000BASE-SX/LX
IEEE 802.3	Nway Auto-negotiation
IEEE 802.3x	Flow Control
IEEE 802.3af	Power over Ethernet
IEEE 802.3at	Power over Ethernet Plus
IEEE 802.3az	Energy Efficient Ethernet (EEE)
IEEE 802.1AB	LLDP
IEEE 802.1D	STP
IEEE 802.1w	RSTP
IEEE 802.1p	Class of Service
IEEE 802.1Q	VLAN tagging
IEEE 802.1X	Port Authentication
Interface	
Ports	4 x 10/100/1000BASE-T (PoE RJ45) 1 x 10/100/1000BASE-T RJ45 2 x 100FX/GbE SFP
LED Panel	PWR, SFP, PoE, 1000, LNK/ACT
Features	
Performance	Jumbo frame Size: 10KBytes MAC Table Entries: 8K Switch Fabric: 14Gbps
Management	CLI, Telnet, SSH, HTTP, HTTPS, SNMP v1/v2c, SNMP v3, SNMP Trap, Management VLAN (MVLAN), Firmware upgradable, Configuration Backup/Restore, Syslog, SNTp, LLDP, DHCP Client, Port Mirroring Server (service) control, Port Utilization, Alarm Information, ModbusTCP, Power Down trap Topology Map, Dashboard, Installation Wizard Port Configuration (enable/disable,speed/duplex), ONVIF, Port Statistic, System reboot from remote side User Account with authority
Reliability	STP/RSTP, ERPS v1/v2, Code redundancy
VLAN	802.1Q VLAN, Port-based VLAN (Port Isolation)
Traffic Control	802.1p QoS, Flow Control, Traffic Monitor (Abnormal Traffic Detection), Storm Control, Port Isolation, Loop Detection Storm alarm threshold per port
Security	ACL (Access control list), Port Security (MAC limit) Port-based 802.1X, BPDU Guard BPDU Filter, ROOT Guard, Trusted Managed Host
PoE/PoE+	PoE Scheduling, PD Alive Check, PoE Power on/off, PoE Priority, Power budget control per system, Power budget control per port, Power delay
Power	
Input Voltage	Terminal block (2 pins): 24~57VDC Mini DIN (4 pins): 24~57VDC
Connection	Terminal Block, Mini-DIN
Power Consumption	System: 14W PoE Power Budget: 120W
Mechanical and Environment	
Housing	Aluminum (IP30 Protection)
Mounting	DIN-Rail
Operating Temperature	-10°C~60°C (14°F~140°F)
Storage Temperature	-40°C~85°C (-40°F~185°F)
Operating Humidity	5 to 95% RH (non-condensing)
Storage Humidity	5 to 95% RH (non-condensing)
Weight	500 g (1.10 lb)
Dimension (WxHxD)	50 x 160 x 120 mm (1.97 x 6.36 x 4.72 in)
Certifications	
EMI	FCC Part 15 Subpart B Class A EN 55032: class A EN 55011: 2009 class A EN 61000-6-4
EMS	EN 55024 EN 61000-6-2 EN 61000-4-2 (ESD) EN 61000-4-3 (RS) EN 61000-4-4 (Burst) EN 61000-4-5 (Surge) EN 61000-4-6 (CS) EN 61000-4-8 (PFMF)
Shock	IEC 60068-2-27
Freefall	IEC 60068-2-32
Vibration	IEC 60068-2-6
Ordering Information	
SEN-8425PL-24V	Lite Managed 4 x 10/100/1000 PoE+ & 1 x 10/100/1000 RJ45 & 2 x FX/GbE SFP Switch
SEN-8428PL-24V	Lite Managed 8 x 10/100/1000 PoE+ & 2 x FX/GbE SFP Switch
SEN-8405PL-24V	Lite Managed 4 x 10/100/1000 PoE+ & 1 x 10/100/1000 RJ45 Switch
Optional Accessories	
Power Supply	SDR-240-48: 240W DIN-Rail 48V DC Industrial Power Supply, -25°C~70°C (-13°F~158°F)
GBM-104	1000BASE-SX 1.25G, Multi-mode SFP, 500 m
GBM-123TS	1000BASE-LX, Bi-Di SFP TX:1310/RX:1550 Single Mode, 10 km, 0°C~70°C (32°F~158°F)
GBM-123RS	1000BASE-LX, Bi-Di SFP TX:1550/RX:1310 Single Mode, 10 km, 0°C~70°C (32°F~158°F)

Note :

* The SFP communication distance upon the request.

* Industrial SFP with wide operating temperature from -40°C~85°C (-40°F~185°F) is available upon request.

* Specifications subject to change without notice.

Dimension

