



**Multipurpose
Body Massager**
CORDLESS MESSAGE UNIT

Thank you for purchasing the Multipurpose Body Massager. Please read this manual carefully to ensure optimum performance and safety.

SAVE THESE INSTRUCTIONS

Thank you for your purchase of the Multipurpose Body Massager. This product has been tested to be safe and reliable for personal use. Please read this user manual carefully and follow the safety guidelines and appropriate use instructions in order to get the most benefit from your massager. **NEVER USE AN ADAPTER OTHER THAN THE ONE SUPPLIED TO CHARGE THIS UNIT.**

CONTENTS


IMPORTANT SAFETY PRECAUTIONS	2
SAFETY WARNINGS & INSTRUCTIONS: BATTERIES.....	4
SAFETY WARNINGS & INSTRUCTIONS: CHARGING.....	4
PARTS.....	5
OPERATION	6
CLEANING AND MAINTENANCE	9
TECHNICAL SPECIFICATIONS	10
WARRANTY.....	11


IMPORTANT SAFETY PRECAUTIONS

It is important for you to read and understand this manual.
The information it contains relates to protecting YOUR SAFETY and PREVENTING PROBLEMS.

READ ALL INSTRUCTIONS BEFORE USING THE APPLIANCE.

When using any electrical appliances, basic precautions should always be followed, including the following:

 **WARNING:** Read all safety warnings and all instructions. Failure to follow the warnings and instructions listed below may result in electric shock, fire and/or serious injury.

-  **WARNING:** To reduce the risk of fire, electrical shock or injury:
- Close supervision is necessary when any appliance is used around or near children. Do not allow to be used as a toy.
 - Shock Hazard: To protect against risk of electrical shock, do not put unit or charging base in water or other liquid. Keep dry.
 - Do not operate in the presence of explosives and/or flammable fumes or liquids.
 - Shock Hazard: Do not operate any appliance with a damaged cord or charger or after the appliance malfunctions, is left outdoors, dropped into water or is damaged in any manner. Return the appliance to any authorized service facility.

▶ IMPORTANT SAFETY PRECAUTIONS

- Do not use outdoors or on wet surfaces.
- Do not abuse the cord. Never carry the charger or base by the cord or yank to disconnect from an outlet; instead grasp the charger and pull to disconnect. Keep cord away from heated surfaces. Do not pull cord around sharp edges or corners.
- Do not allow the cord to hang over the edge of a table or counter or touch hot surfaces.
- Do not use an extension cord. Plug the charger directly into an electrical outlet.
- Use the charger only in a standard electrical outlet (120V/60Hz).
- Do not attempt to use the charger with any other product; do not attempt to charge this product with any other charger. Use only the charger supplied by the manufacturer to recharge.
- Keep hair, loose clothing, and all parts of body away from openings and moving parts.
- Do not insert accessories when unit is running.
- Shock Hazard: Do not handle plug or appliance with wet hands.
- Do not charge the unit outdoors
- Do not use on or near hot surfaces.
- This appliance is intended for home use only and not for commercial or industrial use.
- Use only as described in this manual. Use only manufacturer's recommended attachments.
- Unplug the charger from outlet when not in use and before any routine cleaning or maintenance.
- This product includes rechargeable Lithium Ion batteries. Do not incinerate batteries as they will explode at high temperatures.
- If battery contents come into contact with the skin, immediately wash area with mild soap and water. If battery liquid gets into the eye, rinse water over the open eye for 15 minutes or until irritation ceases. If medical attention is needed, the battery electrolyte for Lithium Ion batteries is composed of a mixture of liquid organic carbonates and lithium salts.
- This product should only be disassembled by an authorized repair facility. The internal parts require no maintenance and the casing should not be opened.
- For adult use only: this product is not a toy and is not intended for use by children.
- As a safety precaution, disconnect power charger when unit is left unattended.
- For your safety, do not use this or any mechanical massage device on the same area for longer than 5 minutes at a time as bruising and injury may result.
- This unit is not intended to treat or diagnose any serious medical condition nor is it a stand in for professional medical attention. Anyone with medical conditions, injuries, or physical states that require enhanced precaution should consult a medical professional before using this massager.

▶ SAFETY WARNINGS & INSTRUCTIONS: BATTERIES

- Do not disassemble or open, drop (mechanical abuse), crush, bend or deform, puncture, or shred.
- Do not modify or remanufacture, attempt to insert foreign objects into the battery, immerse or expose to water or other liquids, or expose to fire, excessive heat including soldering irons, or put in microwave oven.
- Only use the battery / tool with a charging system specified by the manufacturer/supplier.

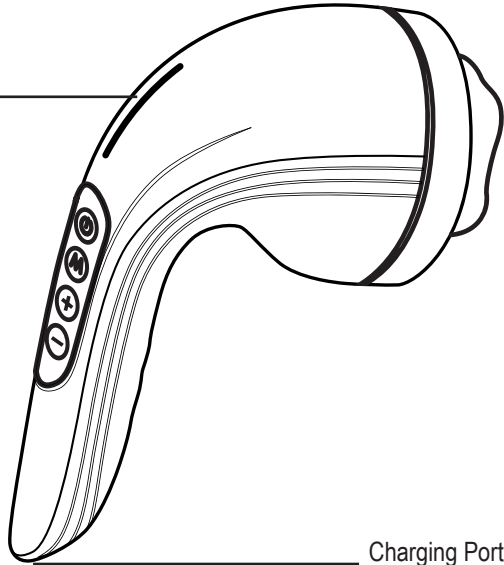
▶ SAFETY WARNINGS & INSTRUCTIONS: CHARGING

- This manual contains important safety and operating instructions.
- Before using battery charger, read all instructions and cautionary warnings on battery charger and product using battery.
- Do not expose charger to rain or snow.
- Use of an attachment not recommended or sold by manufacturer may result in a risk of fire, electric shock, or injury to persons.
- To reduce risk of damage to electric plug and cord, pull by plug rather than cord when disconnecting charger.
- Make sure cord is located so that it will not be stepped on, tripped over, or otherwise subjected to damage or stress.
- An extension cord should not be used. Use of improper extension cord could result in a risk of fire, electric shock or electrocution.
- Use only the supplied charger when charging your massager. The use of any other charger could damage the massager and create a hazardous conditions.
- Do not attempt to open the charger. There are no customer serviceable parts inside. Return to any authorized service center.
- DO NOT incinerate the massager, since it contains batteries. Even if it is severely damaged or completely worn out, the batteries can explode in a fire. Toxic fumes and materials are created with lithium ion battery packs are burned.
- Do not charge or use battery in explosive atmospheres, such as in the presence of flammable liquids, gases or dust.
- If battery contents come into contact with the skin, immediately wash area with mild soap and water. If battery liquid gets into the eye, rinse water over the open eye for three minutes or until irritation ceases. If medical attention is needed, the battery electrolyte is composed of a mixture of liquid organic carbonates and lithium salts.

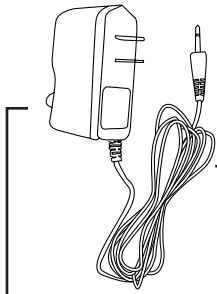
SAVE THESE INSTRUCTIONS

▶ PARTS

Power Indicator Light

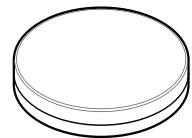


Charging Port



AC Adapter

Charging Indicator Light

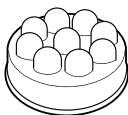


Mesh Safety Cover

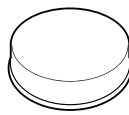
CHANGEABLE MESSAGE HEADS



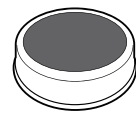
Waves



Bubbles



Flat



Exfoliation Pad

▶ OPERATION

The Multipurpose Body Massager is compact and powerful so that you can use it on any problem areas, especially on the back, shoulders, legs, and feet.

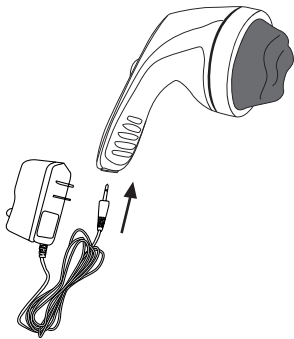
The massage heads offer varying styles of massage, and the exfoliation pad can be used to rid the feet of rough dry skin.

When using any of the massage heads, always use the mesh covering as a safety feature. It prevents hair or loose clothing from getting caught in the spinning component.

CHARGING THE BATTERY

⚠ CAUTION: To reduce the risk of injury or fire, use only the included charger (aka AC Adapter) with this product. Charging batteries with other chargers can cause overheating, personal injury, or damage.

⚠ WARNING: Charge only at ambient temperatures between 50°F (10°C) and 104°F (40°C). The charger supplied with this product is intended to be plugged in to the charge port only.



- When the unit runs low on power, please fully charge the battery before continuing to use it.
- Make sure the massager is off.
- Place the massager on a safe, solid surface.
- Plug the included AC Adapter into the massager's charging port. Plug the adapter into a standard 120 Volt 60 Hz electrical outlet.
- A LED indicator light on the charger will illuminate Red when charging and will turn Green when the unit is fully charged.
- The charger may become warm during charging. This is normal and does not indicate a problem.

CONTROL PANEL FUNCTIONS



Power

Turns massager on or off. For safety, massager shuts off after 15 minutes of continuous use.



Mode

Cycles through 5 different massage rhythm modes. The blue Power Indicator Light pulses to show the rhythm.



Plus

Increases the speed (faster).



Minus

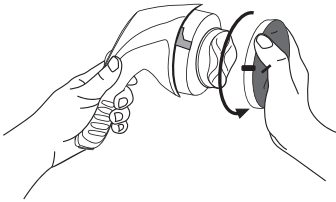
Decreases the speed (slower).

▶ OPERATION

CHANGEABLE MESSAGE HEADS + MESH SAFETY COVER

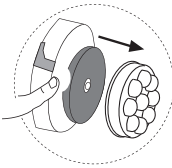
When using any of the three massage heads, always use the Mesh Safety Cover to prevent hair or loose clothing from getting caught in spinning parts.

TO REMOVE OR ATTACH MESH SAFETY COVER

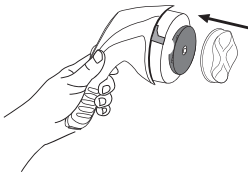


Twist Mesh Safety Cover to unlock and pull out to remove. To attach, align the cover and slide down over top the massage head. Twist to lock into place.

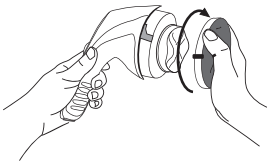
TO CHANGE A MESSAGE HEAD



Remove the Mesh Safety Cover using the directions above. Gently but firmly pull the massage head away from the main body, avoiding twisting or angling it.



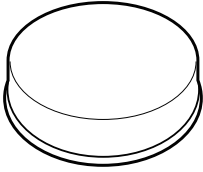
Once it slides completely off the center disk, replace it with your preferred massage head by sliding the massage head straight down onto the center disk.



Replace Mesh Safety Cover.


▶ OPERATION

CHANGEABLE MASSAGE HEADS



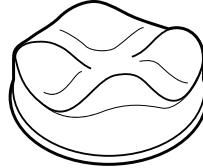
Flat

A flat surface that is slightly rounded, ideal for giving a rubbing sensation to calves or shoulders.



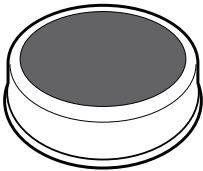
Bubbles

Nine rounded nodes for a vigorous vibrating massage on large muscles like the back or thighs.



Waves

An irregular series of waves making 4 nodes for a traditional “Gua Sha” or scraping style massage.



Exfoliation Pad

A long-lasting, reusable exfoliating pad for reducing dry rough skin on feet.

Safety First! If you feel any pain or strain on an area that may indicate damage, illness, or infection, avoid further massage until consulting with a medical professional.

CLEANING & MAINTENANCE

Important: Detach all power cords and power off the unit during any cleaning and maintenance.

- Regularly dusting and wiping down the massager, the attachment heads, and the stand is recommended to prevent buildup and increase the unit's lifespan.
- To keep your massager and charger in full and safe working condition, avoid yanking the power cord from the charging port on the main unit or from the power outlet in the wall. Always grasp the plug itself and pull straight out.
- Keep water, liquids, and humidity away from the massager, as moisture will damage the interior electronic components.
- If needed, use only a mild cleaner and soft cloth and wipe down until clean. Strong or corrosive cleaners will damage the surface.

WARNING

The use of any accessory not recommended for use with this tool could be hazardous.

BATTERY DISPOSAL

This product uses Lithium Ion rechargeable batteries. Never open or remove the batteries. When the batteries no longer hold a charge, the entire product should be disposed of safely. They must not be incinerated or composted.

TECHNICAL SPECIFICATIONS

Model Name	Multipurpose Body Massager
SKU	USJ-883
Power	16W
Input Voltage	100-224V AC / 50/60Hz
Voltage Supply	9.3V-1.0A
Battery	Li-Ion 1800mAh
Materials	ABS Plastic / Thermoplastic Rubber
Color	Pearl/Gray
Package Contents:	Multipurpose Body Massager, 4 Massage Heads, 1 Mesh Screen, Charging Power Cord, User Manual
Product Dimensions	9.25" x 6.5" x 4" (23.5cm x 16cm x 10cm)
Product Weight	2 LBS (0.85kg)

WARRANTY

USJ-883 Multipurpose Body Massager

Consumer Limited Warranty: ONE-YEAR WARRANTY

This warranty guarantees that the product purchased is to be free from defects in material and workmanship under normal usage and local voltage for a period of one year. This warranty expires in TWO (2) years on parts, and ONE (1) year on labor after the date of purchase.

U.S. JACLEAN, INC. (referred to as “the Warrantor”) will repair this product with new or rebuilt parts in case of defects in material or workmanship, free of charge, in the USA provided that:

1. The product is operated in accordance with the printed instructions supplied.
2. The product is used under normal conditions for which designed.
3. The product is not subjected to misuse, negligence, or accident.
4. The product receives proper care, protection, and maintenance.

This warranty is extended to the original end-user when purchased from an authorized U.S. JACLEAN, INC. distributor. A purchase receipt or other proof of date of the original purchase is required for service and parts replacement under this warranty. This warranty does not cover shipping charges for defective items if a claim is made more than 30 days after the date of purchase.

This warranty only covers failures due to defects in materials and workmanship, and does not cover normal wear or cosmetic damages. This warranty does not cover damages which occur in shipment, or failures which result from: accident, misuse (including, without limitation, failure to comply with instructions and use limitations contained in the Operating Instructions), abuse, neglect, mishandling, faulty installation, set-up adjustments, improper operation or maintenance, alteration, modification, power line surge, lightening, improper line voltage, commercial use such as hotel, office, restaurant, or other business or rental use of product, service by anyone other than from U.S. JACLEAN, INC., or damage that is attributable to “acts of God.”

Continued use of this product after discovering a defect voids this warranty. This warranty shall be governed by the state of California, United States of America.

IMPORTANT: DO NOT return defective product to the store.

Contact U.S. JACLEAN, INC. for repair services

Please retain this Warranty Certificate, together with the original purchase receipt, and present it to our technician for inspection during service.

For assistance and more information, please contact U.S. JACLEAN, INC.



U.S. JACLEAN, INC.
1816 West 135th Street
Gardena, CA 90249

1-800-241-2221
9AM - 5PM PST (Monday - Friday)

usjacobian.com