



SYLVI

RACE WITH TIME



Analog

Watch Instruction Manual

(Sylvi Urbane)



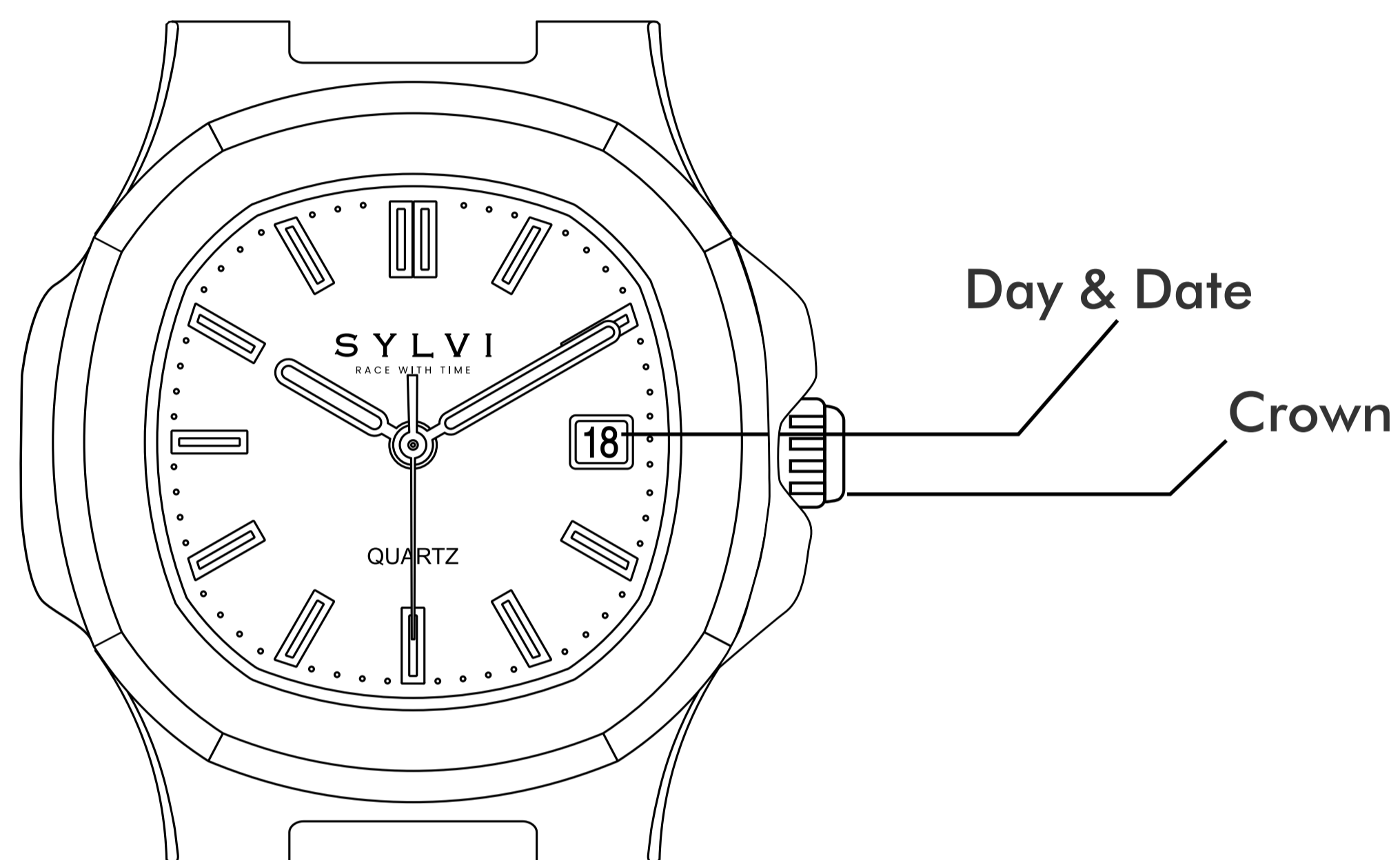
www.sylvi.in

Index

No	Subject	Page
1.	Brief Introduction	03
2.	Operation Instruction	04
	How to set Date & Time	04
	How to Open / Close Buckle	04
3.	Battery Instruction	05
	Strap Instruction	05
	Stainless Steel Strap	05
4.	Water Resistant	06
5.	Warranty Instruction	07
6.	Claim Warranty	08
7.	Contact Us	08

Brief Introduction

Function Instruction



Watch Dial

- Diameter : 30mm

Watch Case

- Height : 48mm
- Diameter : 41mm
- Thickness : 11mm

Stainless Steel Strap

- Width : 24mm
- Thickness: 4mm

Water Resistant

3 ATM

Operation Instructions

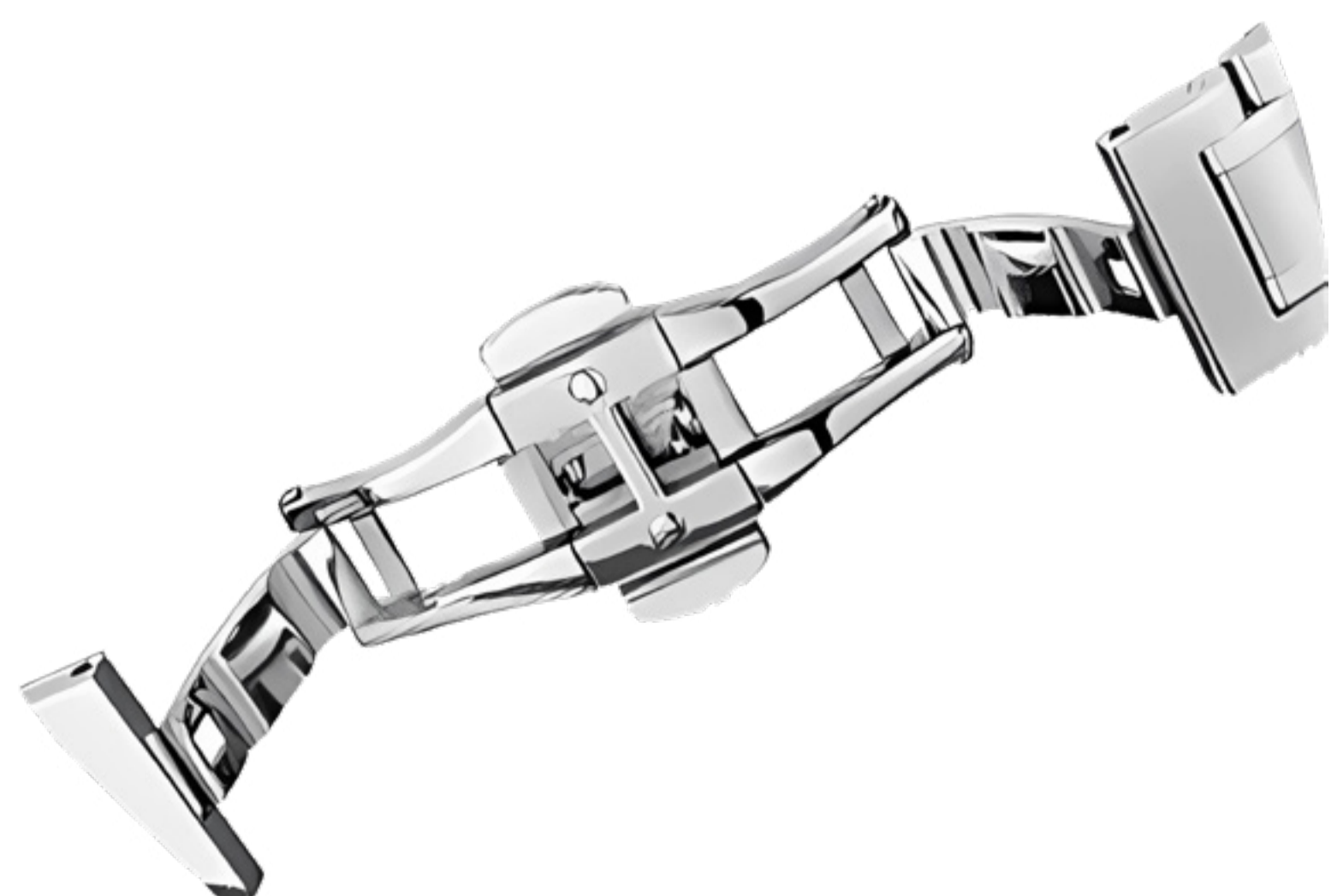


How to Set Date & Time:-

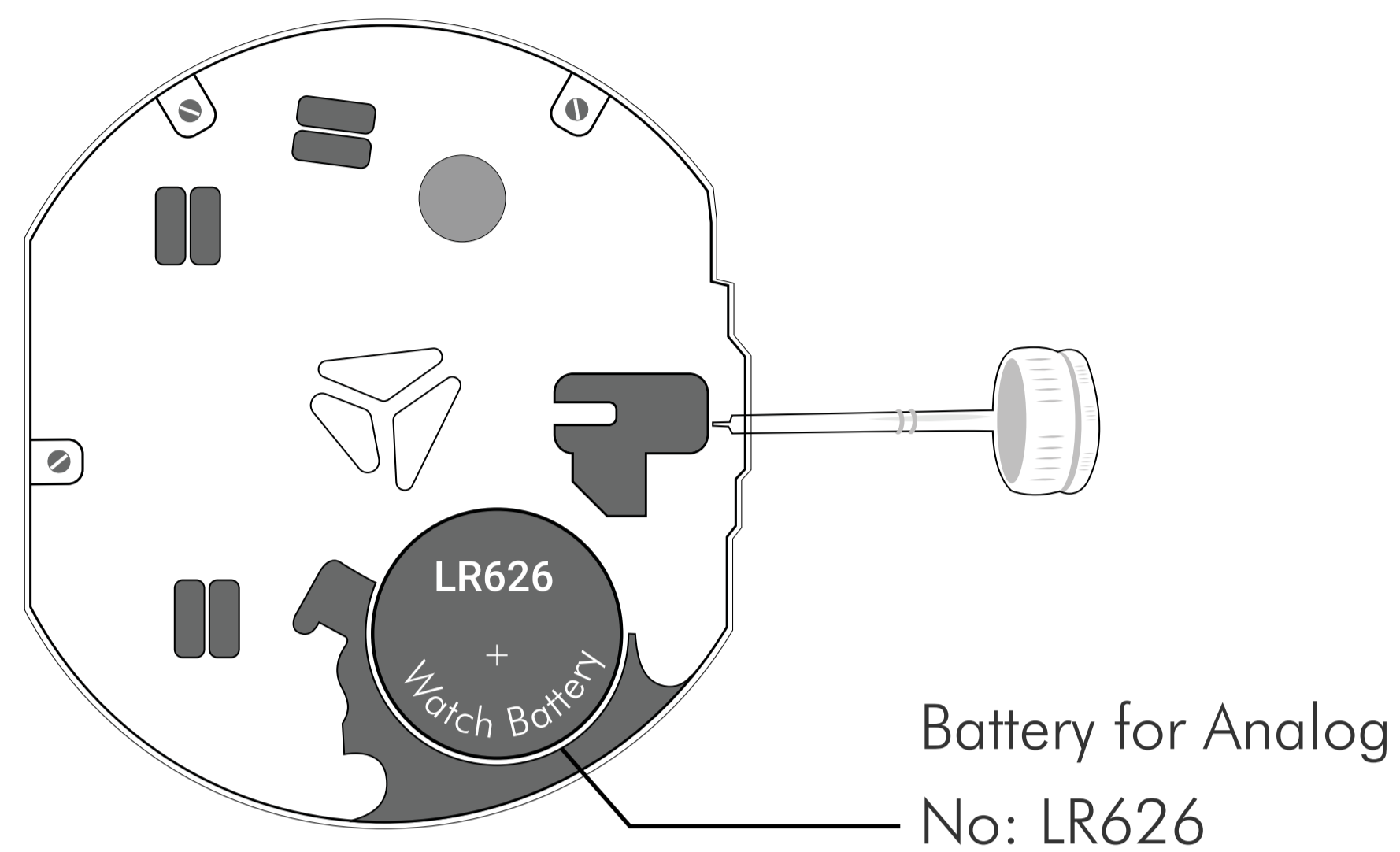
1. Pull out the crown to position C.
2. Turn crown either way to correct time.
3. Adjust your correct time & again push the crown to position B.
4. Turn crown either way to correct date.
5. Set your correct date.
6. Push the crown to the position A (Normal).

How to Open / Close Buckle

1. Find the small push-button on the side of the clasp.
2. Gently press the push-button.
3. As you press the button, you'll notice the clasp opening.
4. To close the watch band, position the two ends together and gently press it



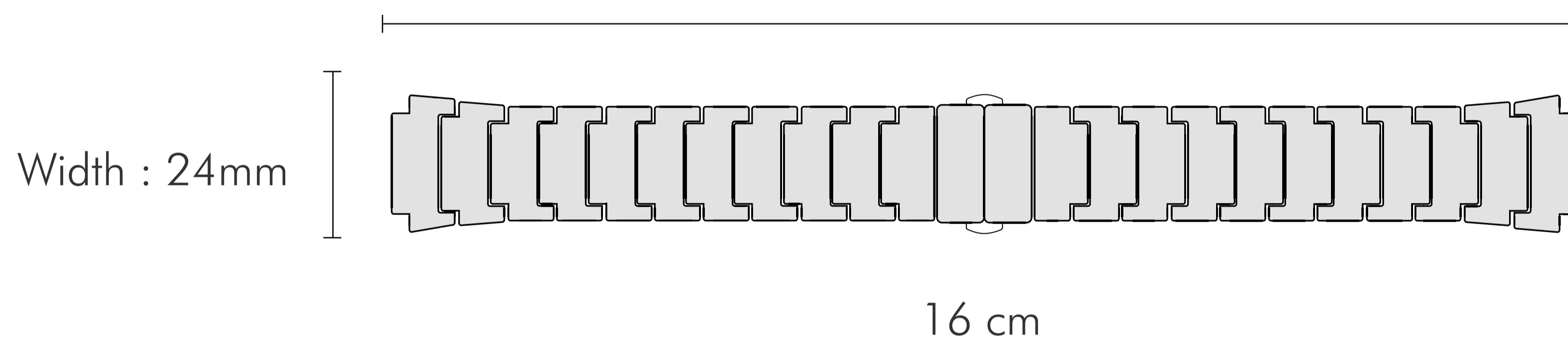
Battery Instructions



A LR626 battery cell for the Urbane watch

Strap Instructions

Stainless Steel Strap



- The strap with 24mm width 4mm thickness & 16cm Length.
- A replacement belt of lug size 24mm is suggested for this watch.

• Water Resistant





For information about the water-resistant rating of Sports, Casual, Chronograph, and Slim watches please refer to page 3.

The water resistant rating provides guidelines for appropriate water-related exposure to avoid damage to internal watch components. Please see the chart for recommended usage guidelines.

To ensure water does not enter the watch and cause damage to it, please follow the instructions listed below:

- Do not adjust the crown while the timepiece is in contact with water.
- Ensure the crown is in the closed position before contact with water. For timepieces with screw-down crowns, ensure the crown is completely tightened before contact with water.
- For timepieces with pusher-enabled functionality, do not engage the function underwater.
- Exposure to the extreme atmosphere is not recommended (i.e. hot water, saunas, or steam rooms).
- Avoid exposure to water moving with force (i.e. water running from a faucet, ocean waves, or waterfalls).
- Avoid long exposure to saltwater. After contact with salt water, rinse the watch under tap water
- If rated 5ATM or higher and wipe dry with a soft cloth.

Recommendations For Water-Related Use

Indication	 SPLASH RESISTANT (Hand Washing)	 SUBMERSIBLE (Swimming)	 SHALLOW DIVING (Snorkeling)	 SCUBA DIVING (Not Deep Sea)
None				
3 ATM • 30 Meters	✓			
5 ATM • 50 Meters	✓	✓		
10 ATM • 100 Meters	✓	✓	✓	
20 ATM • 200 Meters	✓	✓	✓	✓

Warranty Instructions



Your watch is warranted for six (6) months from the original date of purchase under the terms and conditions of the warranty. The warranty covers manufacturing defects, i.e. the watch movement, hands, and dial only. The covered components will be repaired or the watch will be replaced free of component and labor charges if it proves to be defective in material or workmanship under normal use.

- In case of replacement, we cannot guarantee that you will receive the same model watch. If your model is not available, a watch of equal value and similar style will be provided.

This warranty does not cover:

- Any defect in materials and workmanship of battery, case, crystal, button, crown, strap, or bracelet; including plating on the case and/or bracelet.
- Damage resulting from improper handling, lack of care, accidents, normal wear and tear or aging.
- Water damage if care instructions for the product's water resistance levels (as per the product specification) were not followed.
- Products that are not purchased from an authorized retailer.
- This warranty is void if the watch has been damaged by accident, negligence of persons other than authorized sales or service agents, unauthorized service, or other factors not due to defects in materials and workmanship. This warranty is void if the serial number or product date codes or other tracking marks have been removed, altered, or obliterated.

Get Additional Warranty



or

<https://support.sylvi.in/warranty-registration>

Click Here to Open

How to Claim Warranty?

Step 1:

Contact customer care and report your problem. An RMA ID will be generated (Without RMA ID, warranty cannot be claimed)

Step 2:

The product will have to be sent to service center including the following information.

RMA ID - Given by customer care executive

Name

Full address

Daytime contact mobile number

Email address

Where your item was purchased from

Model reference of the item (Found on the back of your watch)

Full description of the work required

A copy of your proof of purchase

How to Reach Us?

For any service-related inquiries and feedback, call our number [+919687660234](tel:+919687660234) Monday to Saturday, 10.00 am to 6.00 pm. (closed on National and Festival holidays).

If you are unhappy for any reason, please mail us at customercare@sylvi.in. We promise to reply by the next working day.

