

S Y L V I

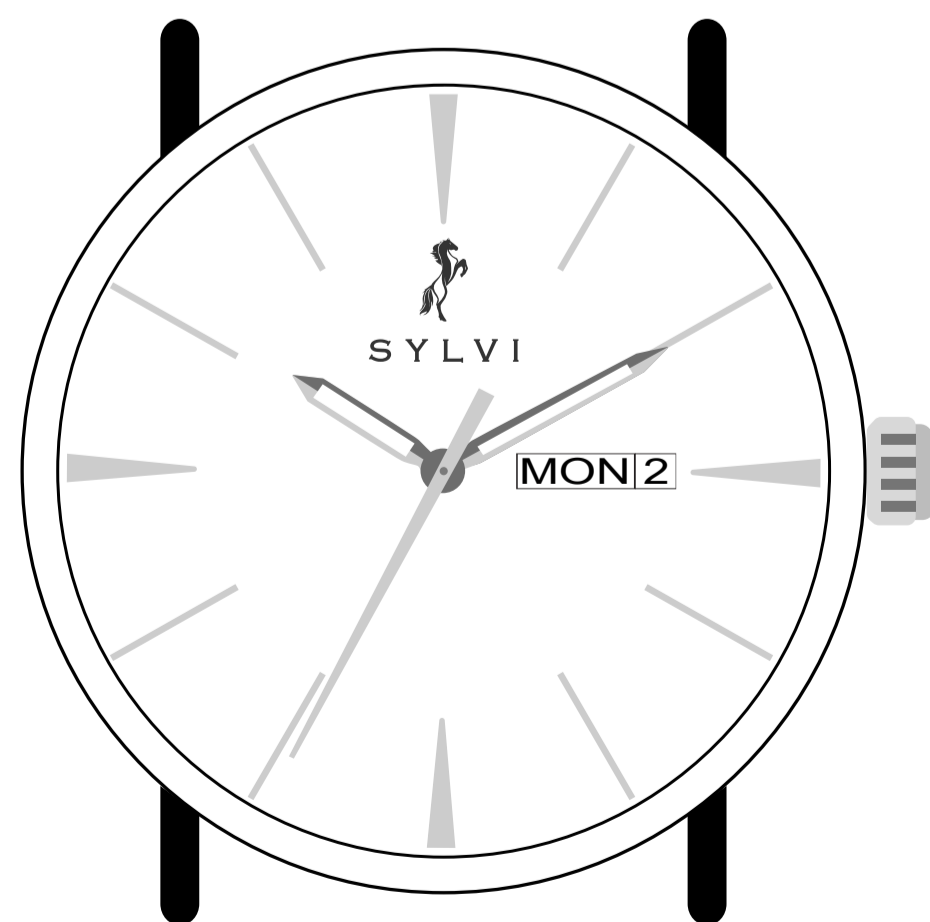
RACE WITH TIME



Analog

Watch Instruction Manual

(Sylvi Elegadoom)



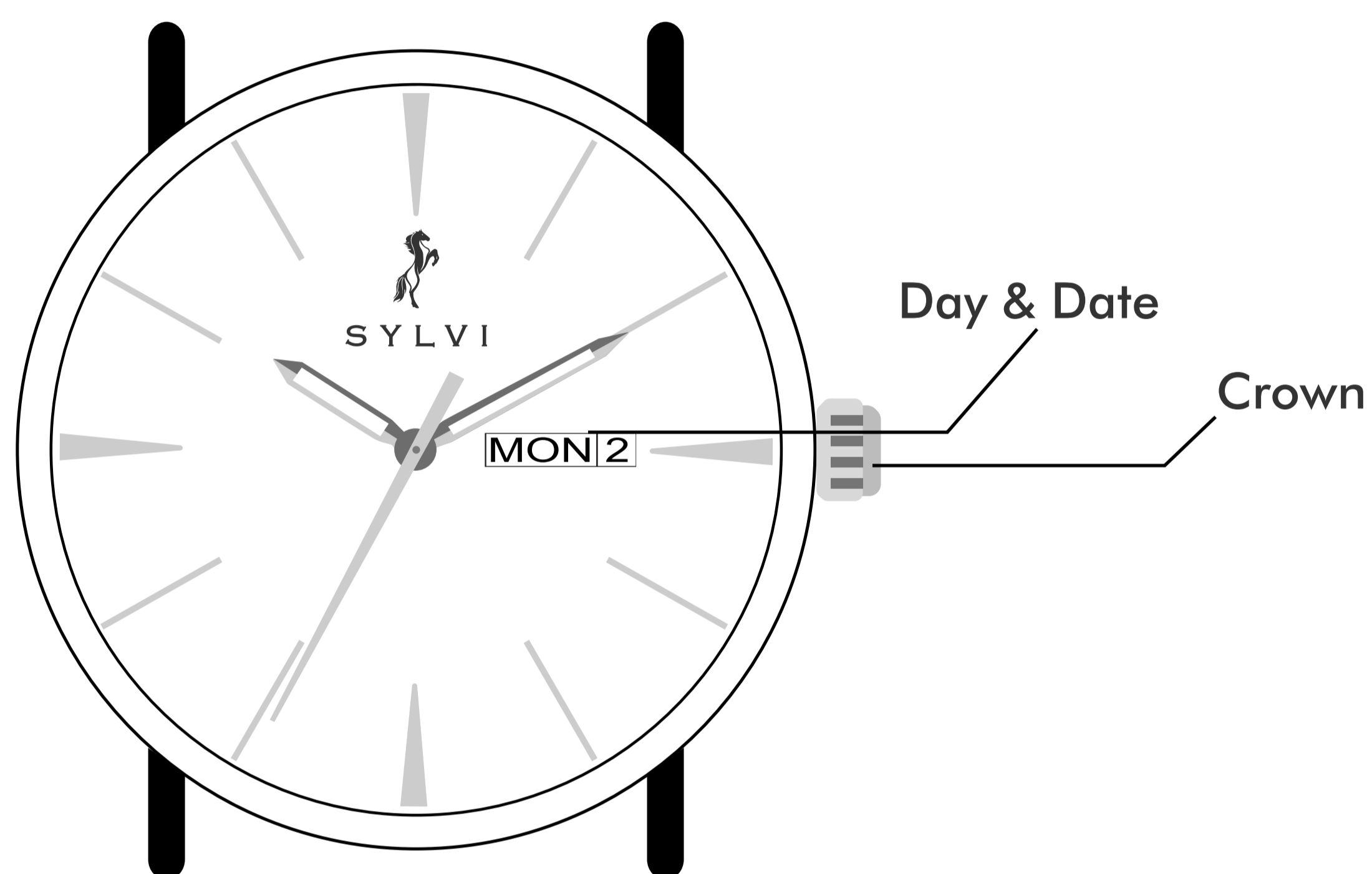
www.sylvi.in

Index

No	Subject	Page
1.	Brief Introduction	03
2.	Operation Instruction	04
	How to set Time	04
	How to set Date & Day	04
	How to Adjust PU Band	05
3.	Betry Instruction	06
	Strap Instruction	06
	Leather Strap	06
	Silicon Strap	07
	Mesh Strap	07
4.	Water Resistant	08
5.	Warranty Instruction	09
6.	Claim Warranty	10
7.	Contact Us	10

Brief Introduction

Function Instruction



Watch Dial

- Diameter : 38mm

Watch Case

- Hight : 41.5mm
- Diameter : 41.5mm
- Thickness : 12.5mm

Water Resistant

3 ATM

Leather Strap

- Width : 20mm
- Thickness: 4mm

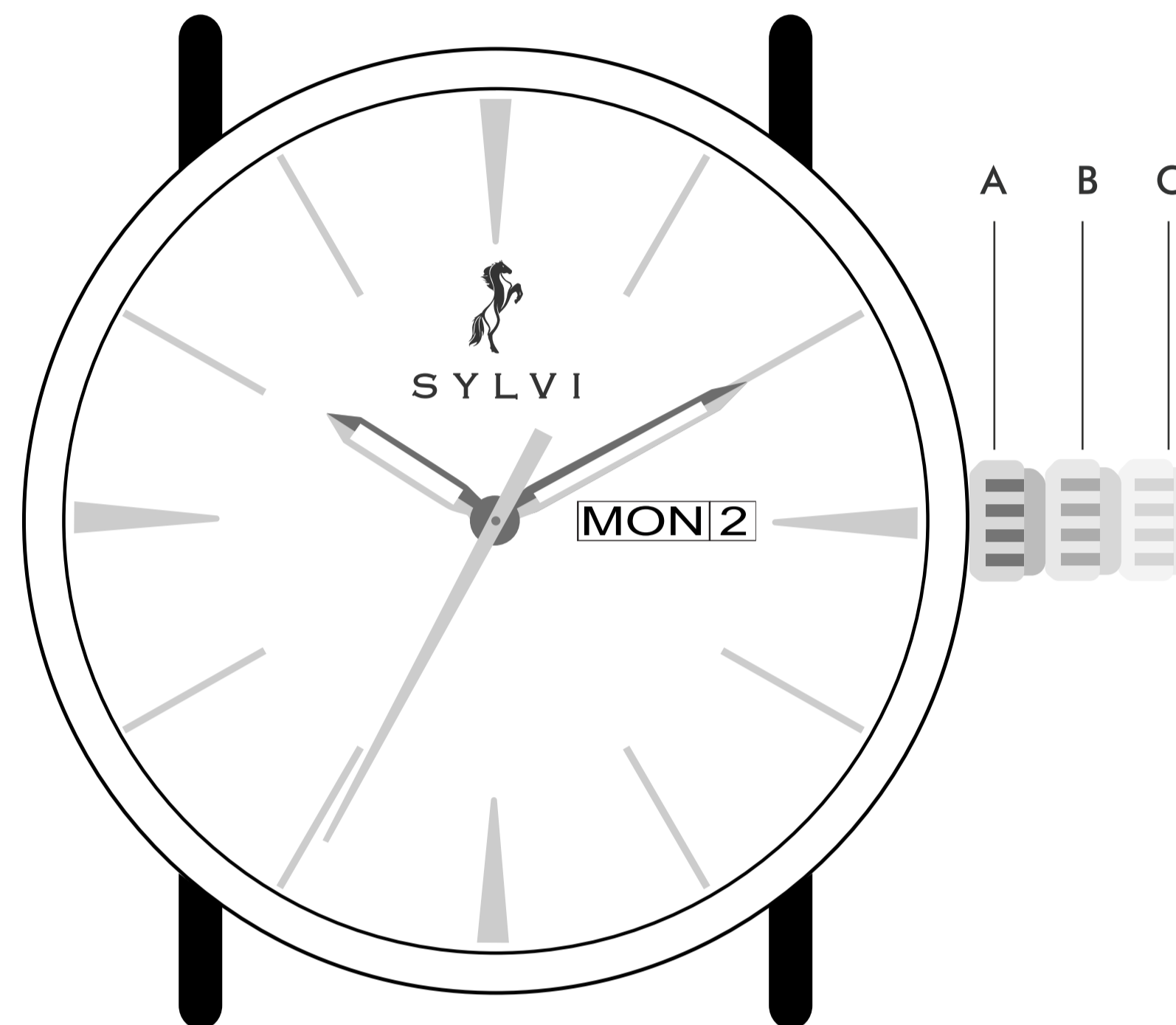
Silicon Strap

- Width : 20mm
- Thickness: 2.5mm

Mesh Strap

- Width : 20mm
- Thickness: 2.1mm

Operation Instructions



How to Set Time:-

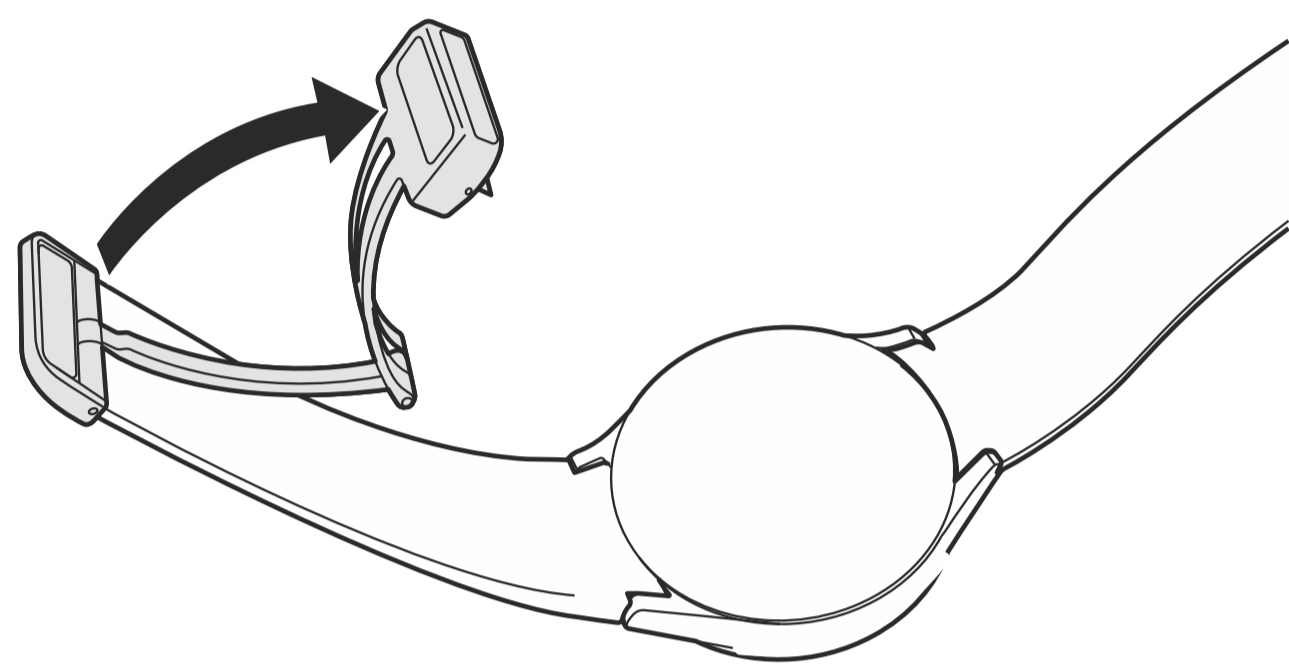
1. Gently pull the crown out to position C.
2. Turn it in either direction until you reach the correct time.
3. After setting the correct time, push the crown back to position A (Normal)

How to Set Date & Day:-

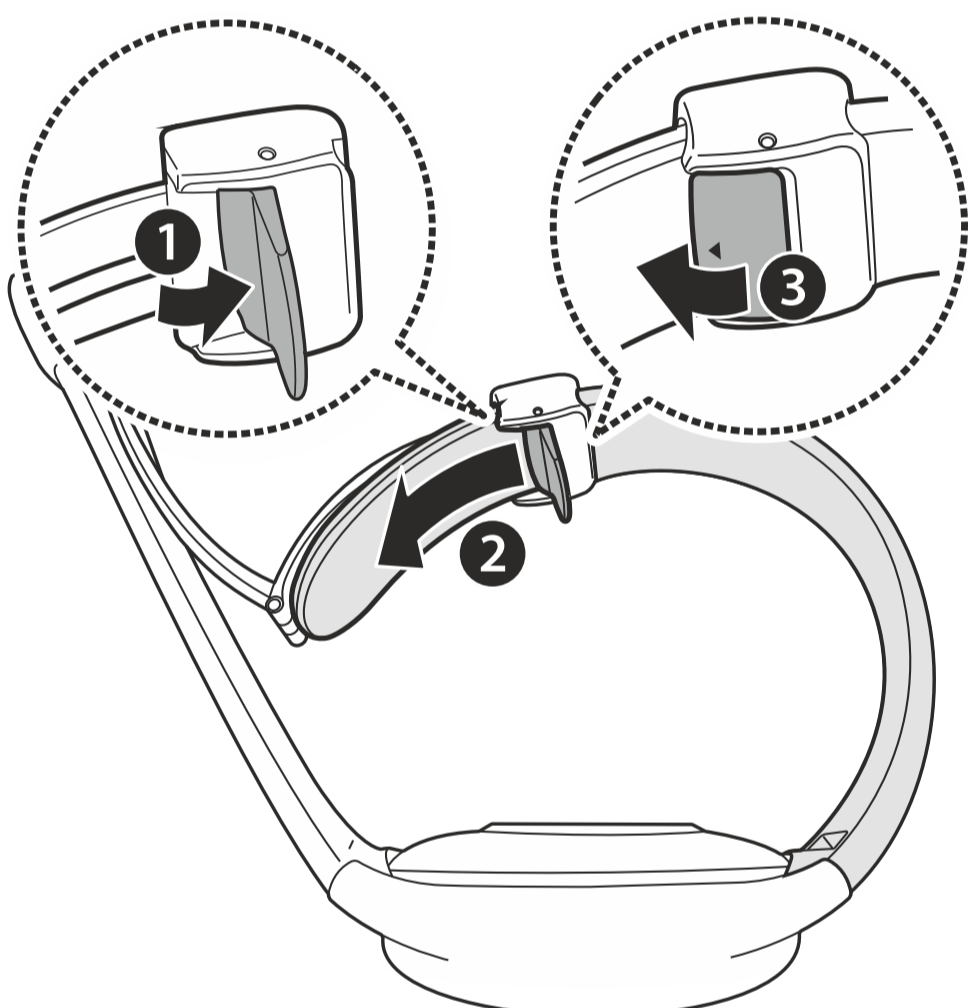
1. Gently pull the crown out to position B. You'll feel a click.
2. Turn the crown anti-clockwise until you reach your desired date.
3. For the day, turn the crown clockwise until you reach your desired day.
4. Push the crown back into position A (Normal).

How to Adjust PU Band

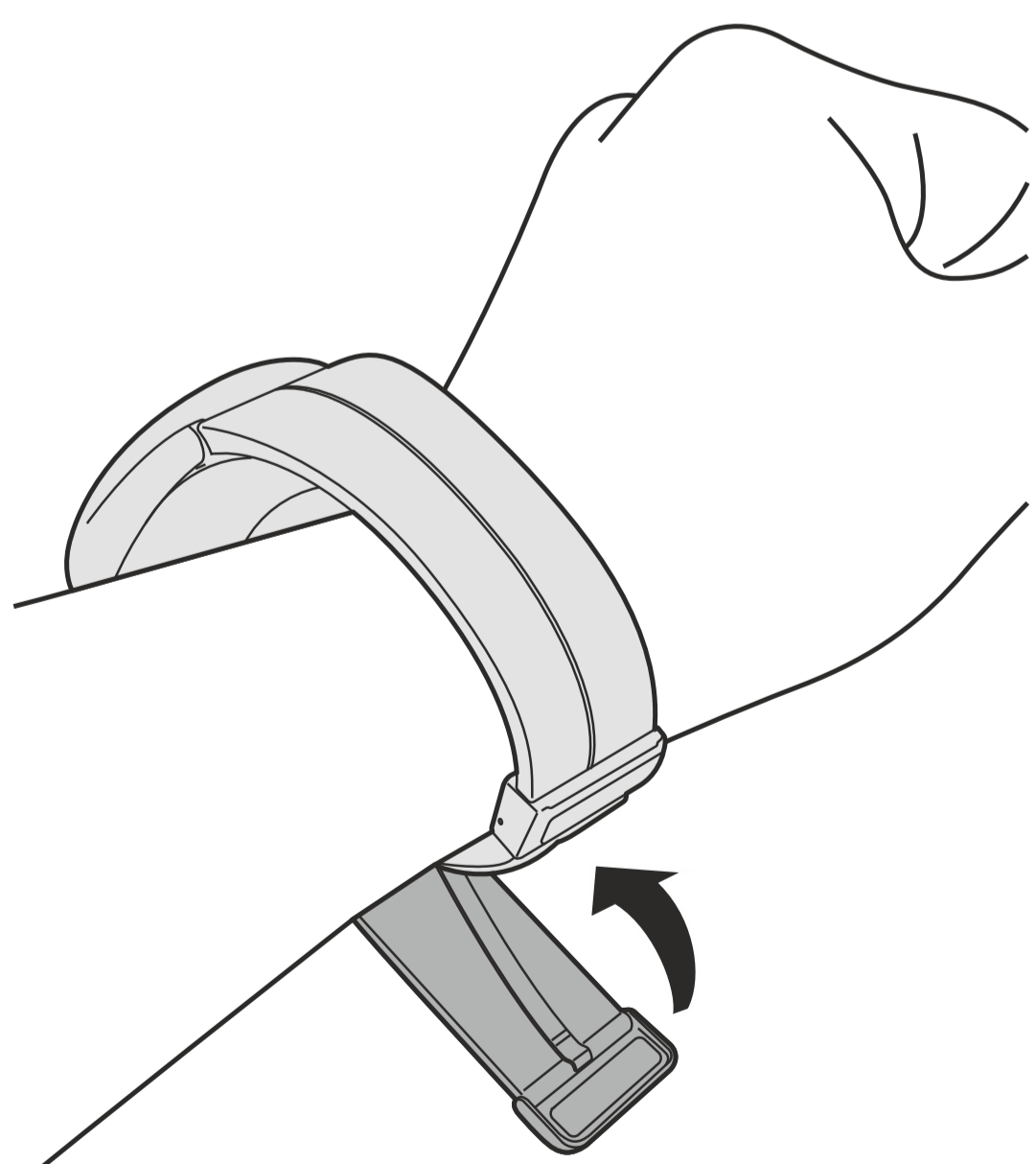
Step 1 : Open the magnetic buckle



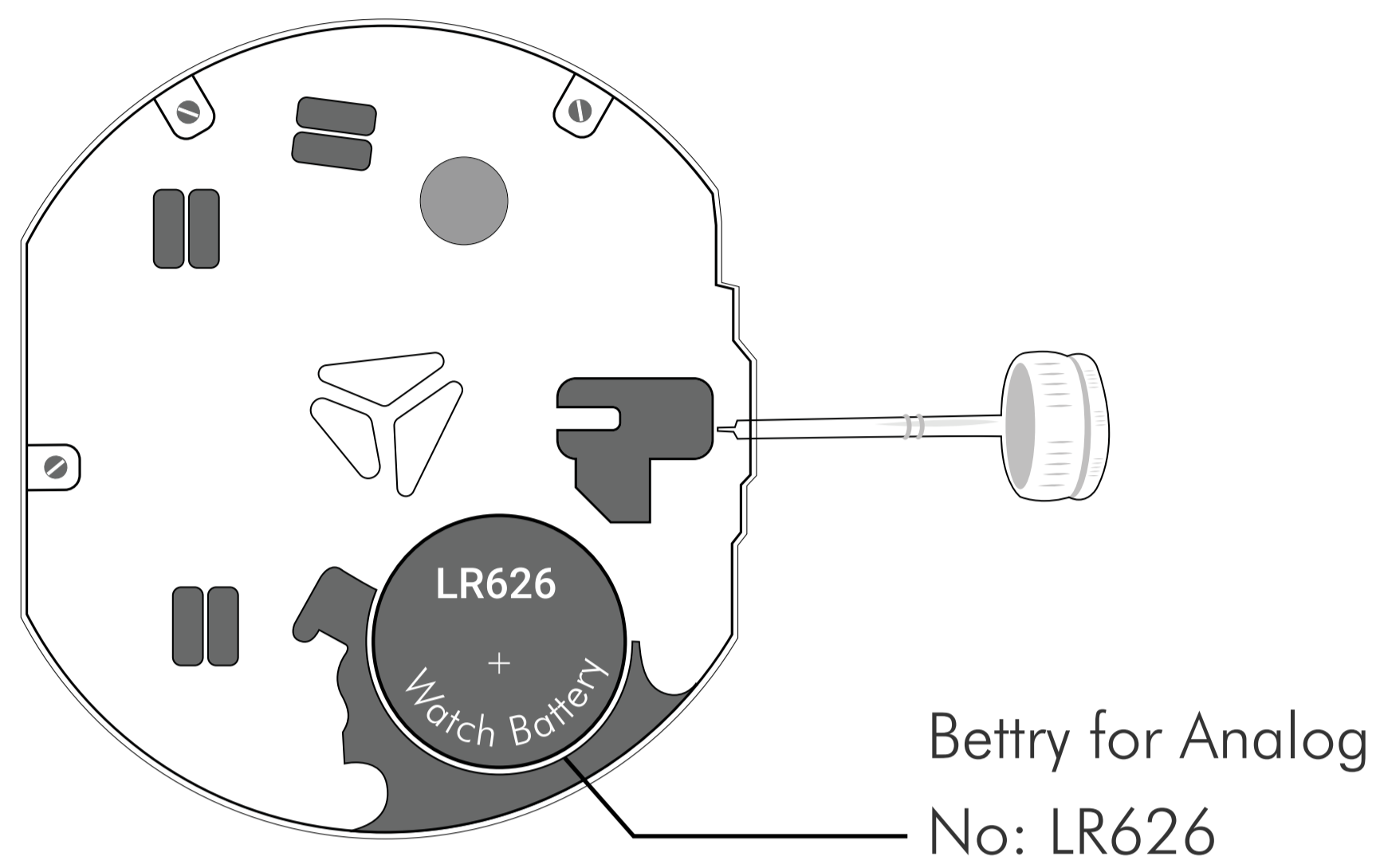
Step 2 : Open the clasp and slide the end of the band



Step 3 : Close the buckle



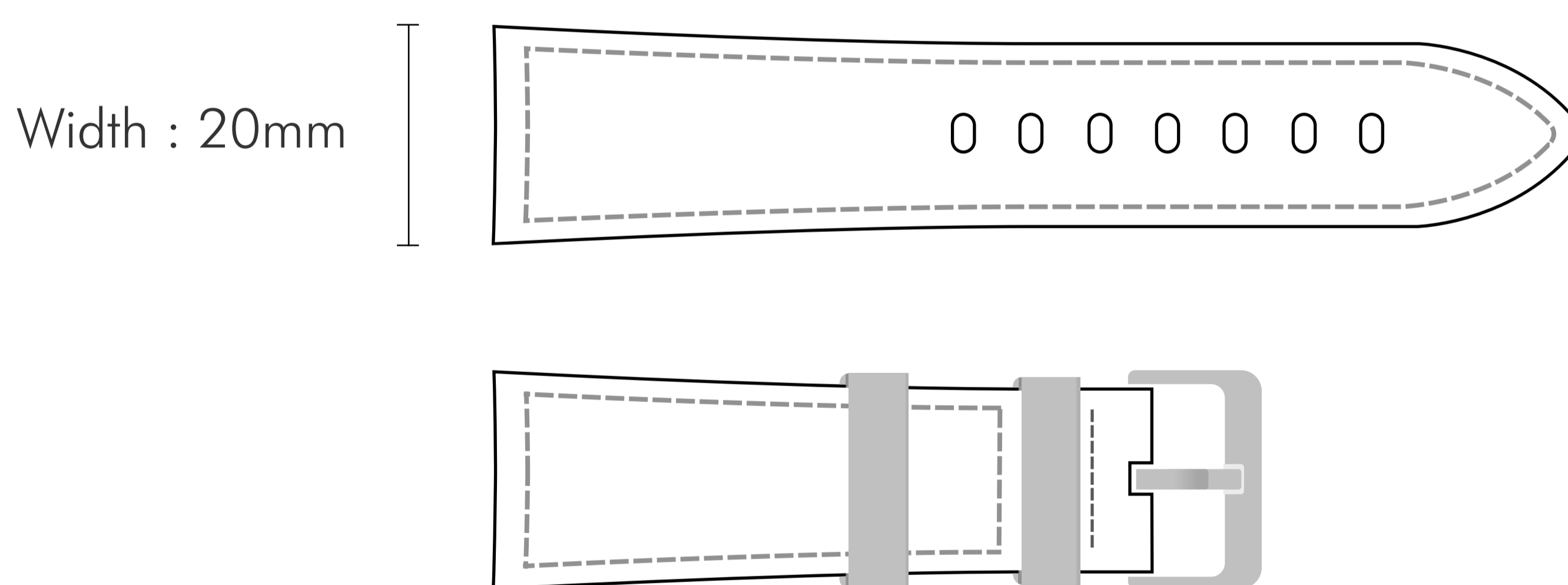
Betry Instructions



A LR626 battery cell for the chronograph watch


Strap Instructions

Leather Strap




- The strap with 20mm width 4mm thickness & 24.5cm Length.
- A replacement belt of lug size 22mm is suggested for this watch.

Silicon Strap



- The strap with 20mm width 2.5mm thickness & 25.5cm Length.
- A replacement belt of lug size 22mm is suggested for this watch.

Mesh Strap



- The strap with 20mm width 2.1 mm thickness & 24cm Length.
- A replacement belt of lug size 22mm is suggested for this watch.

• Water Resistant



For information about the water-resistant rating of Sports, Casual, Chronograph, and Slim watches please refer to page 3.

The water resistant rating provides guidelines for appropriate water-related exposure to avoid damage to internal watch components. Please see the chart for recommended usage guidelines.

To ensure water does not enter the watch and cause damage to it, please follow the instructions listed below:

- Do not adjust the crown while the timepiece is in contact with water.
- Ensure the crown is in the closed position before contact with water. For timepieces with screw-down crowns, ensure the crown is completely tightened before contact with water.
- For timepieces with pusher-enabled functionality, do not engage the function underwater.
- Exposure to the extreme atmosphere is not recommended (i.e. hot water, saunas, or steam rooms).
- Avoid exposure to water moving with force (i.e. water running from a faucet, ocean waves, or waterfalls).
- Avoid long exposure to saltwater. After contact with salt water, rinse the watch under tap water
- If rated 5ATM or higher and wipe dry with a soft cloth.

Recommendations For Water-Related Use

Indication	 SPLASH RESISTANT (Hand Washing)	 SUBMERSIBLE (Swimming)	 SHALLOW DIVING (Snorkeling)	 SCUBA DIVING (Not Deep Sea)
None				
3 ATM • 30 Meters	✓			
5 ATM • 50 Meters	✓	✓		
10 ATM • 100 Meters	✓	✓	✓	
20 ATM • 200 Meters	✓	✓	✓	✓

Warranty Instructions



Your watch is warranted for six (6) months from the original date of purchase under the terms and conditions of the warranty. The warranty covers manufacturing defects, i.e. the watch movement, hands, and dial only. The covered components will be repaired or the watch will be replaced free of component and labor charges if it proves to be defective in material or workmanship under normal use.

- In case of replacement, we cannot guarantee that you will receive the same model watch. If your model is not available, a watch of equal value and similar style will be provided.

This warranty does not cover:

- Any defect in materials and workmanship of battery, case, crystal, button, crown, strap, or bracelet; including plating on the case and/or bracelet.
- Damage resulting from improper handling, lack of care, accidents, normal wear and tear or aging.
- Water damage if care instructions for the product's water resistance levels (as per the product specification) were not followed.
- Products that are not purchased from an authorized retailer.
- This warranty is void if the watch has been damaged by accident, negligence of persons other than authorized sales or service agents, unauthorized service, or other factors not due to defects in materials and workmanship. This warranty is void if the serial number or product date codes or other tracking marks have been removed, altered, or obliterated.

Get Additional Warranty



or

<https://sylvi.in/warranty-registration>

Click Here to Open

How to Claim Warranty?

Step 1:

Contact customer care and report your problem. An RMA ID will be generated (Without RMA ID, warranty cannot be claimed)

Step 2:

The product will have to be sent to service center including the following information.

RMA ID - Given by customer care executive

Name

Full address

Daytime contact mobile number

Email address

Where your item was purchased from

Model reference of the item (Found on the back of your watch)

Full description of the work required

A copy of your proof of purchase

How to Reach Us?

For any service-related inquiries and feedback, call our number [+919687660234](tel:+919687660234) Monday to Saturday, 10.00 am to 6.00 pm. (closed on National and Festival holidays).

If you are unhappy for any reason, please mail us at customercare@sylvi.in. We promise to reply by the next working day.

