



SYLVI


RACE WITH TIME



Digital

Watch Instruction Manual

(Sylvi Evoke)



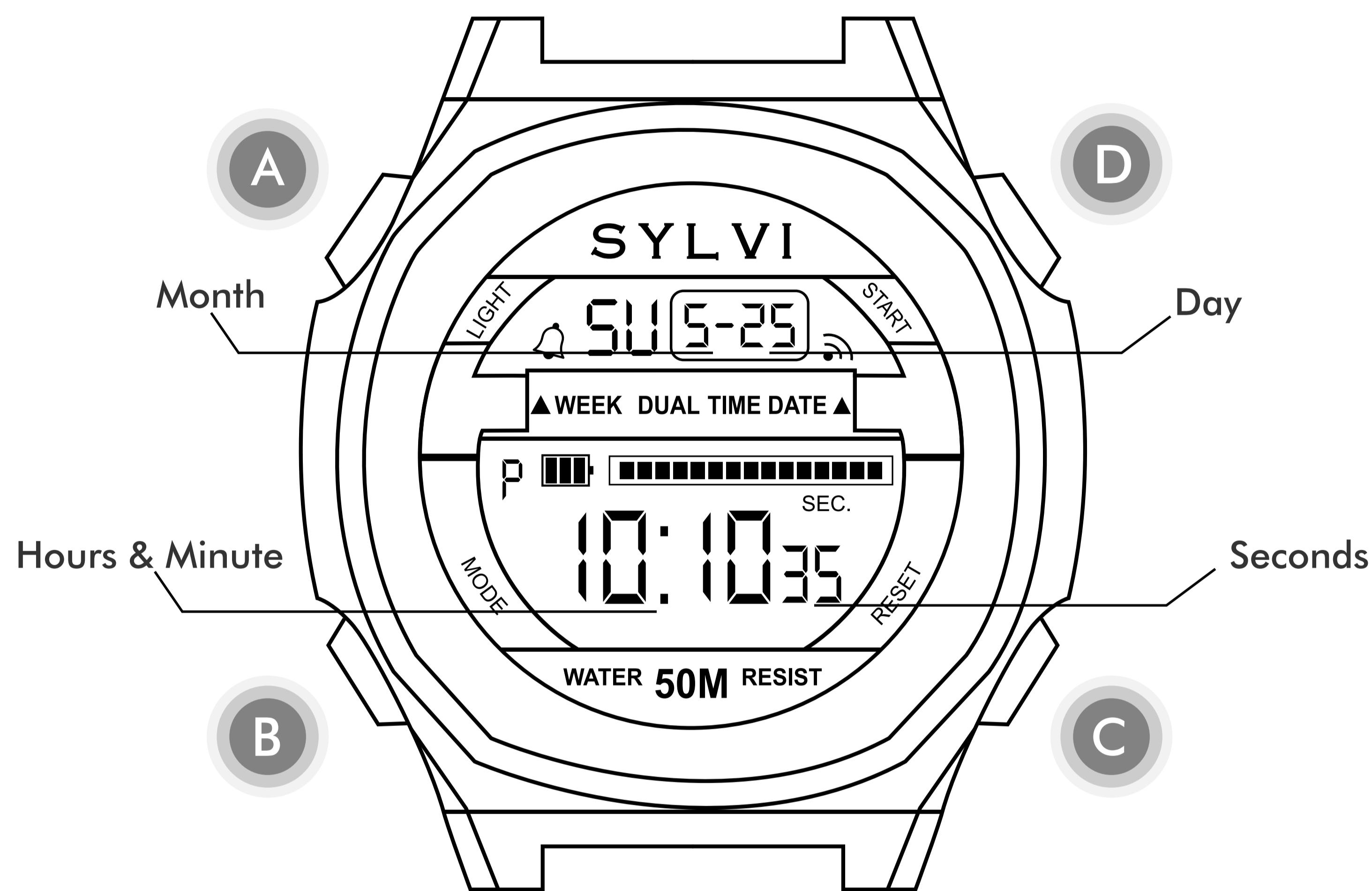
www.sylvi.in

Index

No	Subject	Page
1.	Brief Introduction	03
2.	Operation Instruction	04
	How to set Time	04
	Adjust Date & Day	04
	Stopwatch Setting	05
	Alarm Setting	05
3.	Battery Instruction	06
4.	Water Resistant	07
5.	Warranty Instruction	08
6.	Claim Warranty	09
7.	Contact Us	09

Brief Introduction

Function Instruction



Watch Dial

- Diameter : 29mm

Watch Case

- Hight : 42.30mm
 - Diameter : 44mm
 - Thickness : 13.5mm

Strap

- Width : 25mm
 - Thickness: 3.6mm

- A** Light Button
- B** Mode Change
- C** Reset Button
- D** Start/Stop Button


Water Resistant

5 ATM

Operation Instructions


How to set Time:-

1. In normal mode, press B button three time to enter edit time mode. Seconds will flash.
2. Use D button to adjust second. Press C button to adjust hour & minute.
3. Press button B to save new time setting.




How to set Day & Date:-

1. In normal mode press B button three time. Then press C button three time.
2. Month will flash. Use D button to adjust month. Press C button to select date. Use D button to adjust date.
3. Press C button to select day. Use D button to change day. Press B button to save date & day setting.




Stopwatch Setting

1. In normal mode press B button one time. You will enter stopwatch mode.
2. Then press D button to start stopwatch.
3. To pause & resume stopwatch use D button.
4. Press C button to reset the timer.

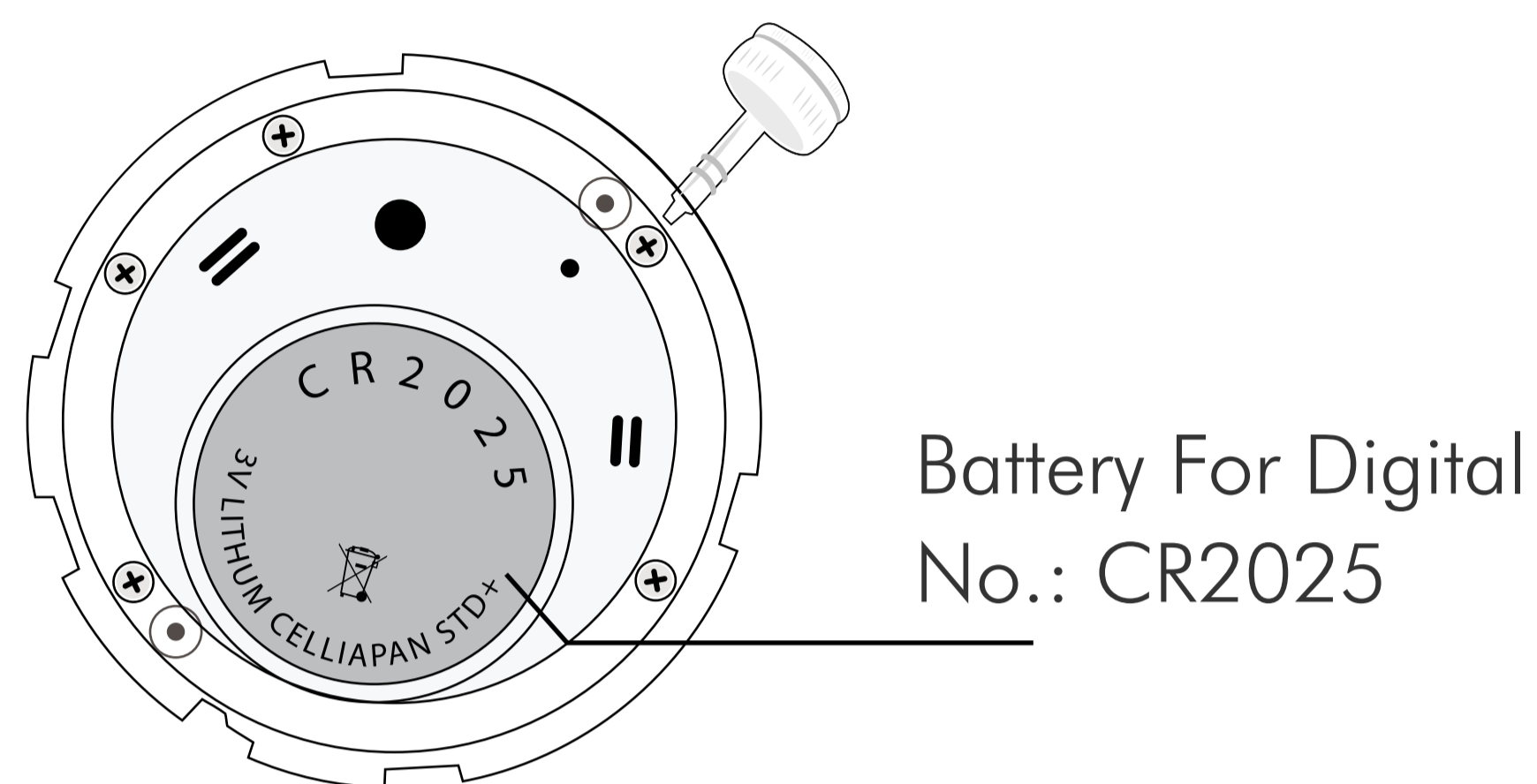


Alarm Setting

1. In normal mode press B button two time. Then press C button.
2. Hours will flash. Use D button to adjust hours.
3. Press C button to adjust minute.
4. Press B button to save alarm.



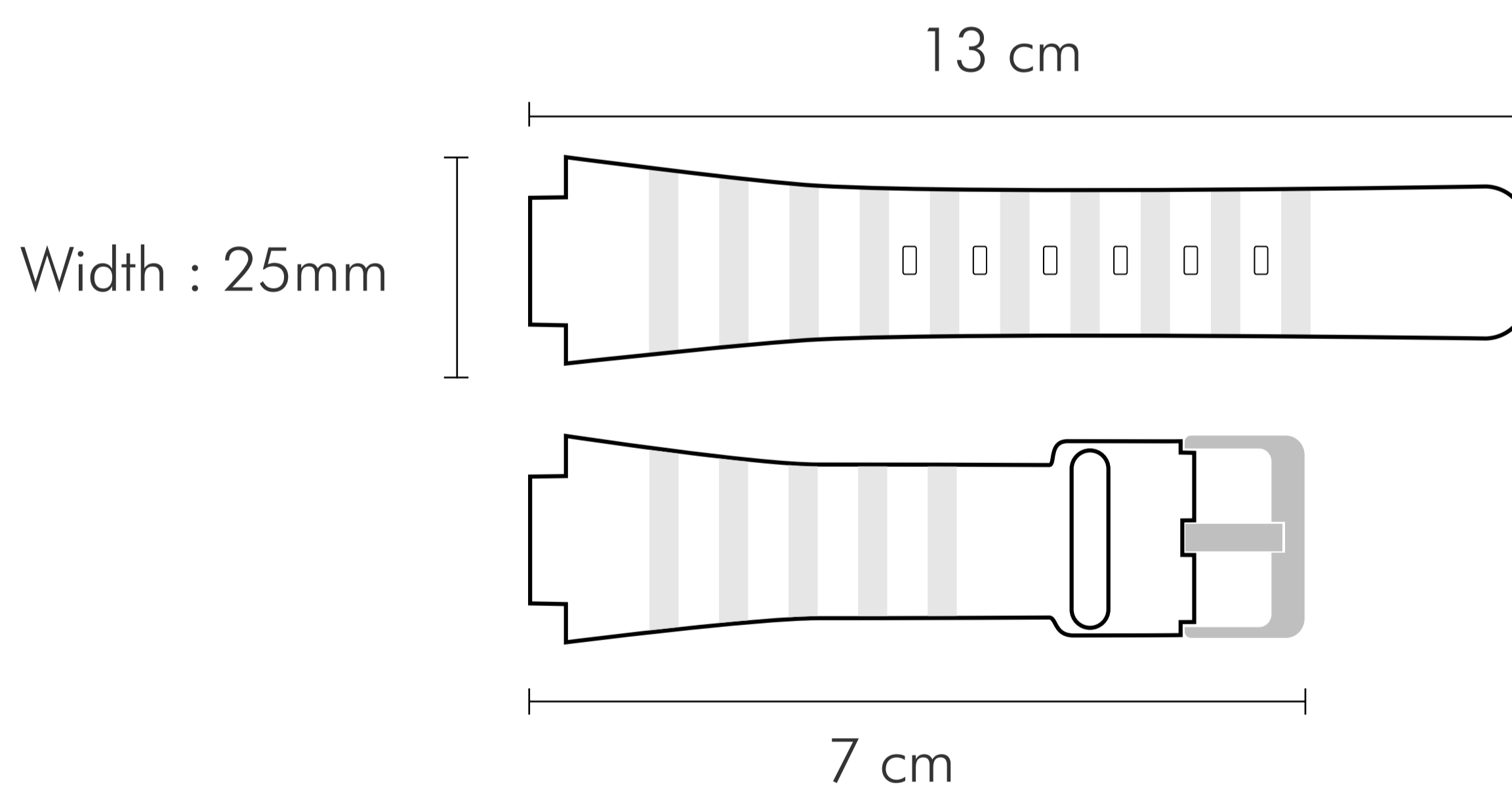
Battery Instructions



A CR2025 battery cell for the digital watch

Strap Instructions

Silicon Strap



- The strap with 13cm at tail side and 7cm at buckle side.
- The strap with 25mm width.
- A replacement belt of lug size 25mm is suggested for this watch

• Water Resistant




For information about the water-Resistant rating of Sports, Casual, Chronograph, and Slim watches please refer to page 3.

The water resistant rating provides guidelines for appropriate water-related exposure to avoid damage to internal watch components. Please see the chart for recommended usage guidelines.

To ensure water does not enter the watch and cause damage to it, please follow the instructions listed below:

- Do not adjust the crown while the timepiece is in contact with water.
- Ensure the crown is in the closed position before contact with water. For timepieces with screw-down crowns, ensure the crown is completely tightened before contact with water.
- For timepieces with pusher-enabled functionality, do not engage the function underwater.
- Exposure to the extreme atmosphere is not recommended (i.e. hot water, saunas, or steam rooms).
- Avoid exposure to water moving with force (i.e. water running from a faucet, ocean waves, or waterfalls).
- Avoid long exposure to saltwater. After contact with salt water, rinse the watch under tap water
- If rated 5ATM or higher and wipe dry with a soft cloth.

Recommendations For Water-Related Use

Indication	 SPLASH RESISTANT (Hand Washing)	 SUBMERSIBLE (Swimming)	 SHALLOW DIVING (Snorkeling)	 SCUBA DIVING (Not Deep Sea)
None				
3 ATM • 30 Meters	✓			
5 ATM • 50 Meters	✓	✓		
10 ATM • 100 Meters	✓	✓	✓	
20 ATM • 200 Meters	✓	✓	✓	✓

Warranty Instructions



Your watch is warranted for six (6) months from the original date of purchase under the terms and conditions of the warranty. The warranty covers manufacturing defects, i.e. the watch movement, hands, and dial only. The covered components will be repaired or the watch will be replaced free of component and labor charges if it proves to be defective in material or workmanship under normal use.

- In case of replacement, we cannot guarantee that you will receive the same model watch. If your model is not available, a watch of equal value and similar style will be provided.

This warranty does not cover:

- Any defect in materials and workmanship of battery, case, crystal, button, crown, strap, or bracelet; including plating on the case and/or bracelet.
- Damage resulting from improper handling, lack of care, accidents, normal wear and tear or aging.
- Water damage if care instructions for the product's water resistance levels (as per the product specification) were not followed.
- Products that are not purchased from an authorized retailer.
- This warranty is void if the watch has been damaged by accident, negligence of persons other than authorized sales or service agents, unauthorized service, or other factors not due to defects in materials and workmanship. This warranty is void if the serial number or product date codes or other tracking marks have been removed, altered, or obliterated.

Get Additional Warranty



or

<https://sylvi.in/warranty-registration>

Click Here to Open

How to Claim Warranty?

Step 1:

Contact customer care and report your problem. An RMA ID will be generated (Without RMA ID, warranty cannot be claimed)

Step 2:

The product will have to be sent to service center including the following information.

RMA ID - Given by customer care executive

Name

Full address

Daytime contact mobile number

Email address

Where your item was purchased from

Model reference of the item (Found on the back of your watch)

Full description of the work required

A copy of your proof of purchase

How to Reach Us?

For any service-related inquiries and feedback, call our number [+919687660234](tel:+919687660234) Monday to Saturday, 10.00 am to 7.00 pm. (closed on National and Festival holidays).

If you are unhappy for any reason, please mail us at customercare@sylvi.in. We promise to reply by the next working day.

