
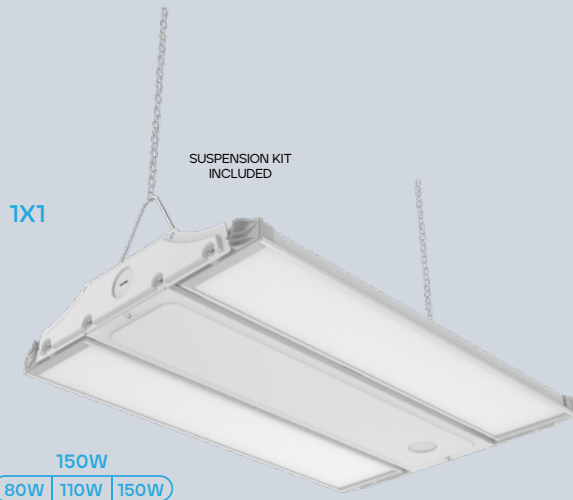
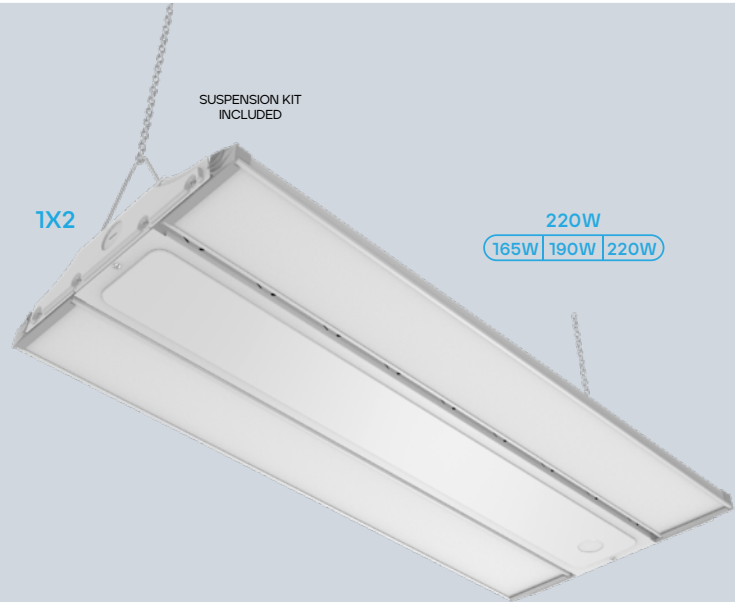


LED WAREHOUSE ADJUSTABLE SLIM LINEAR HIGHBAY - CCT & WATTAGE SELECTABLE 1X1, 1X2



0-30° ADJUSTABLE LIGHT DISTRIBUTION




ACCESSORIES SOLD SEPARATELY



LR41706
MOTION
SENSOR



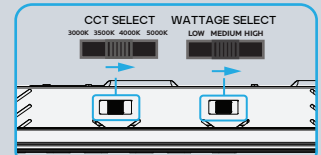
LR41707
REMOTE
CONTROL



LR41708
MOUNTING
POLE



LR41709
U-BRACKET



CCT & WATTAGE SELECT SWITCH ON THE SIDE



COLOR SELECTABLE

3000K 3500K 4000K 5000K

WATTAGE SELECTABLE

3 OPTIONS

4KV SURGE PROTECTOR

DIMMABLE

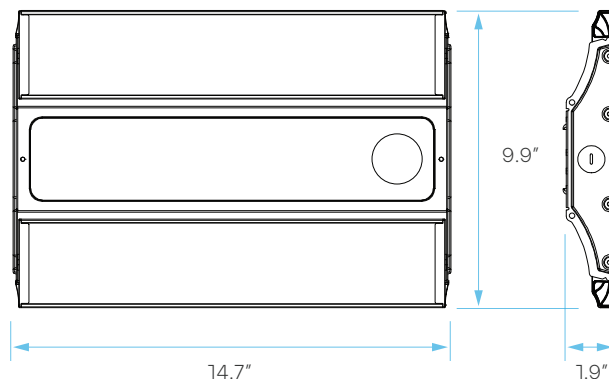
0-10V

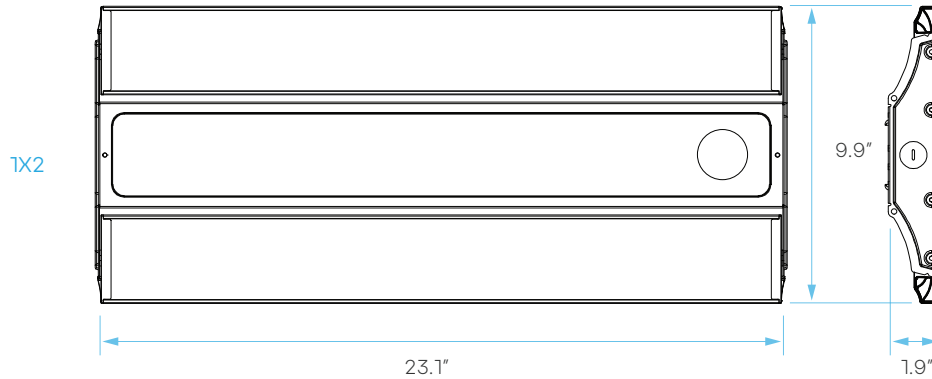
120-277V

DAMP LOCATION RATED

5 YEAR WARRANTY

1X1





ELECTRICAL

	MODEL	DESCRIPTION	POWER	INPUT VOLTS	EFFICACY	LIFETIME	COST/YR
1X1	LR41700	LEDASLHB1X1/3WO/4CCT/WT/D	80	120-277V	140	50,000	\$ 18.06
			110				
			150				
1X2	LR41705	LEDASLHB1X2/3WO/4CCT/WT/D	165	120-277V	140	50,000	\$ 26.49
190							
220							

PHOTOMETRIC

MODEL	DESCRIPTION	COLOR (CCT)	TEMP	LUMEN	CRI	UL LISTED	DLC
LR41700	LEDASLHB1X1/3WO/4CCT/WT/D	3000K/3500K/4000K/5000K	CCT SELECT	12,000 - 80W	80	YES	PREMIUM
				15,000 - 110W			
				20,500 - 150W			
LR41705	LEDASLHB1X2/3WO/4CCT/WT/D	3000K/3500K/4000K/5000K	CCT SELECT	24,000 - 165W	80	YES	PREMIUM
				27,000 - 190W			
				30,000 - 220W			

MOTION SENSOR



LR41706
*SOLD SEPARATELY

REMOTE



LR41707
*SOLD SEPARATELY

MODEL	DESCRIPTION
LR41706	LEDASLHB/MS

MODEL	DESCRIPTION
LR41707	LEDASLHB/REMOTE

MOUNTING POLE



LR41708
*SOLD SEPARATELY

U-BRACKET



LR41709
*SOLD SEPARATELY

MODEL	DESCRIPTION
LR41708	LEDASLHB/POLE/KIT

MODEL	DESCRIPTION
LR41709	LEDASLHB/UBRACKET/KIT