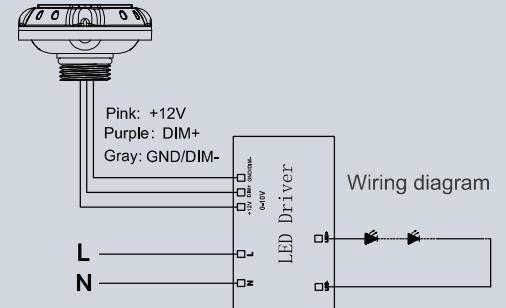
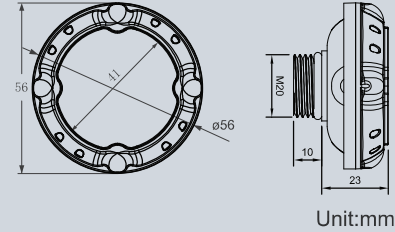


## LED MOTION SENSOR LR41510 LEDUFO/MS



On/off control



Stand-by dimming level



Detection area



Remote control setting



Hold time



10-15M Highbay altitude



Daylight sensor



5 years warranty



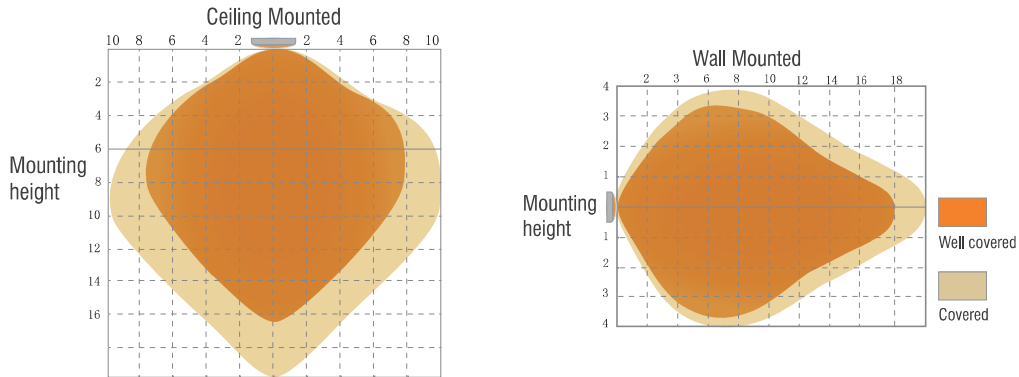
Stand-by period

### TECHNICAL DATA

Operating voltage	12±2V DC
Operating current	30mA
Output	DIM 0-10V
Stand-by power	<0.5W
Brightness	0%-100%/Quick setting:70%/80%/90%/100%
Sensitivity	20%/50%/75%/100%
Hold time	10s/1min/10min/30min
Daylight threshold	10Lux/30Lux/50Lux/100Lux/Disable
Stand-by time	1min/30min/60min/+∞
Stand-by dimming level	10%/20%/30%/50%
Microwave frequency	5.8GHz±75MHz
Microwave power	<0.5mW
Detection angle	150° (wall mounted) 360° (ceiling mounted)
Control line	Pink:+12V; Purple:DIM+; Gray:GND/DIM-
Mounting height	Max.15m(ceiling mounted)
Detection range	Max.ø15m(ceiling mounted) Max.20m(wall mounted)
Operating temperature	-30°C~+60°C
IP rating	IP65

Note:  
Default setting: Brightness:100%, Hold time:1min, Stand-by dimming level:20%, Stand-by time:1min, Sensitivity:100%, Daylight:Disable.

## DETECTION COVERAGE

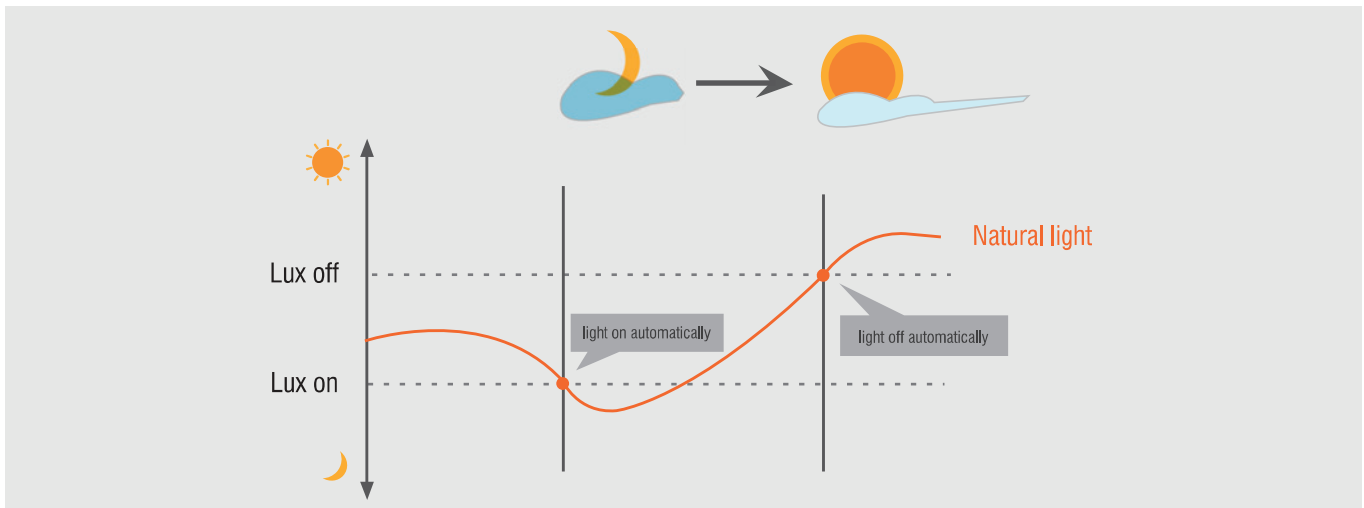


## LUX ON/OFF

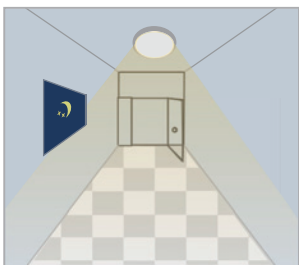
Adopted dual PD technology, HB01DMS-A is able to differentiate artificial light brightness from natural light after installed inside the fixture, and automatically turn off light when ambient brightness exceeds preset lux level.

Preconditions to use the Lux-off function:


1. Stand-by period is  $+\infty$ ;
2. Stand-by dimming level is on 10%, 20%, 30% or 50%;
3. Daylight threshold is on 10Lux, 30Lux, 50Lux or 100Lux.



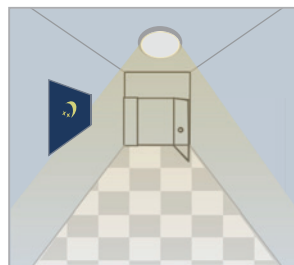
## APPLICATION - LUX ON/OFF



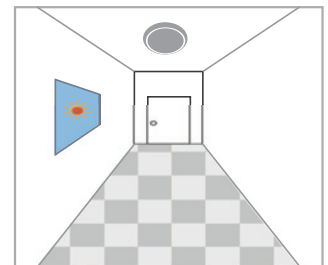
Light automatically on when ambient brightness is lower than preset lux level.



With insufficient ambient brightness, light dims to 100% when motion detected.



Light dims to stand-by level if no motion detected after hold time.



Light off when ambient lux level is higher than preset lux amount.