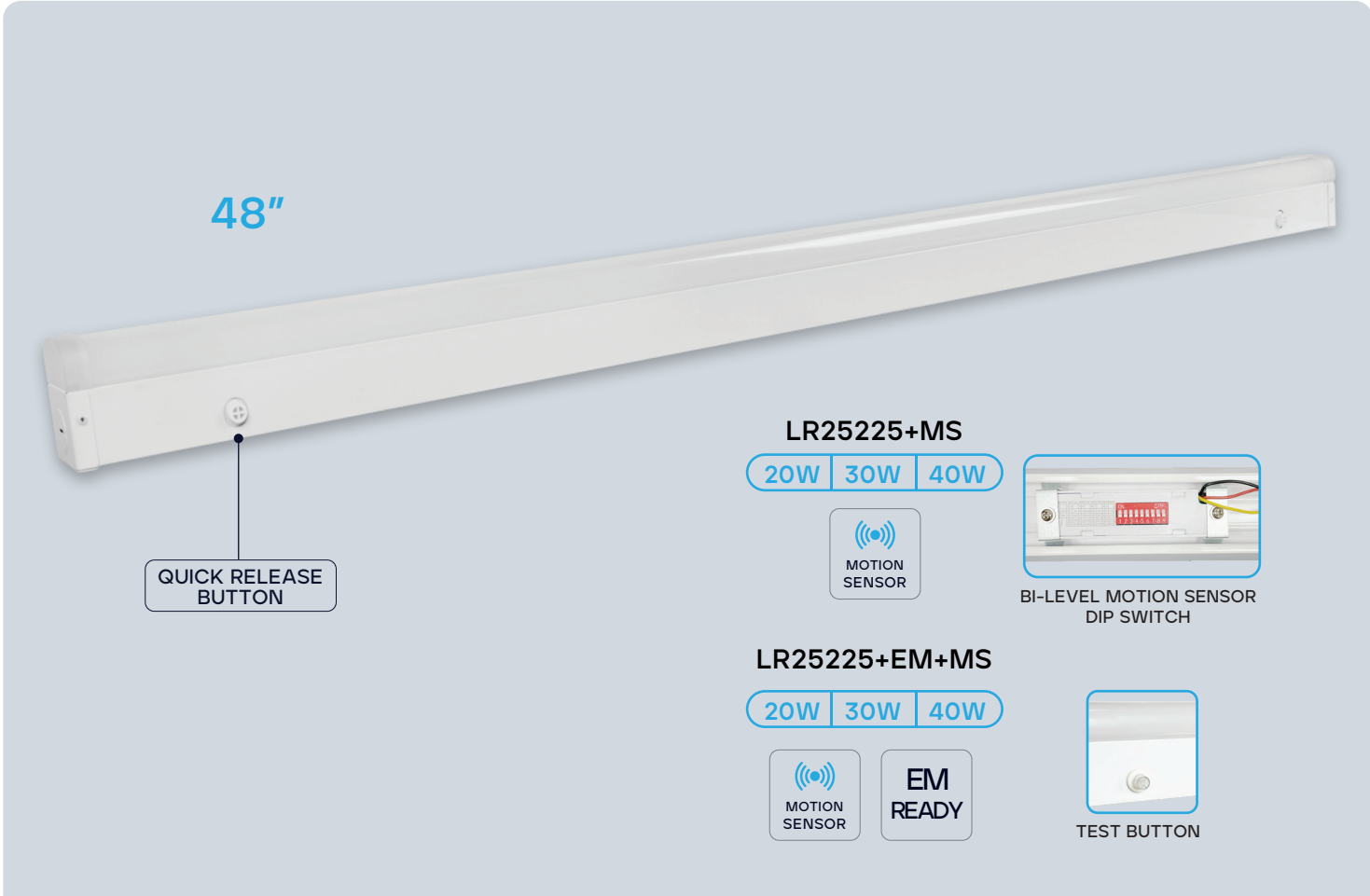


LED SURFACE MOUNT SLIM LINEAR FIXTURE - CCT & WATTAGE SELECTABLE 48", EMERGENCY + BI-LEVEL MOTION SENSOR



CRI 80

COLOR SELECTABLE
3500K 4000K 5000K

WATTAGE SELECTABLE
3 OPTIONS

DIMMABLE
0-10V

MOTION SENSOR

EM READY

DAMP LOCATION RATED

HIGH OUTPUT

5 YEAR WARRANTY



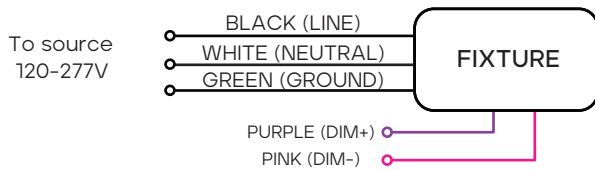
ELECTRICAL

| MODEL | DESCRIPTION | POWER | INPUT VOLTS | EFFICACY | LIFETIME | COST/YR | |
|---------------|---------------------------------------|--------------------------------------|-------------|----------|----------|---------|---------|
| 48" | LR25225+MS | LED48/LINEAR/3CCT/3WO/UNV/D/HO/V2+MS | 20 | 120-277V | 130 | 50,000 | \$ 4.81 |
| | | | 30 | | | | |
| | | | 40 | | | | |
| LR25225+EM+MS | LED48/LINEAR/3CCT/3WO/UNV/D/HO/V2+EMS | 20 | 120-277V | 130 | 50,000 | \$ 4.81 | |
| | | 30 | | | | | |
| | | 40 | | | | | |

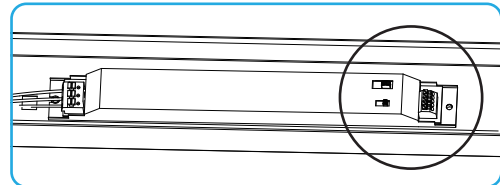
PHOTOMETRIC

| MODEL | DESCRIPTION | COLOR (CCT) | TEMP | LUMEN | FLOOD | CRI | UL | DLC |
|---------------|---------------------------------------|-------------|------------|-------|-------|-----|-----|----------|
| LR25225+MS | LED48/LINEAR/3CCT/3WO/UNV/D/HO/V2+MS | 3500K | CCT SELECT | 2600 | 120° | 80 | YES | S-GBVP20 |
| | | 4000K | | 3900 | | | | |
| | | 5000K | | 5200 | | | | |
| LR25225+EM+MS | LED48/LINEAR/3CCT/3WO/UNV/D/HO/V2+EMS | 3500K | CCT SELECT | 2600 | 120° | 80 | YES | S-GBVP20 |
| | | 4000K | | 3900 | | | | |
| | | 5000K | | 5200 | | | | |

WIRING



CCT & WATTAGE SELECT SWITCH



DIMENSIONS

