

## LED SPOTLIGHT-CANLESS REGRESSED INTERCHANGEABLE TRIM 2" MODULE



2" MODULE



5 CCT SWITCH  
ON THE BACK

### INTERCHANGEABLE TRIMS

\*SOLD SEPARATELY



LR25022



LR25024



LR25025



LR25026

CRI  
90

COLOR SELECTABLE

2700K 3000K 3500K 4000K 5000K

DIMMABLE

TRIAC

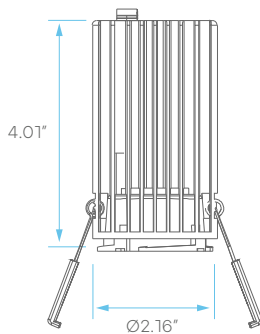
IC  
RATED

WET  
LOCATION  
RATED

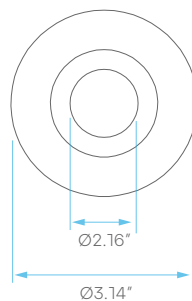
AIR  
TIGHT

HIGH  
OUTPUT

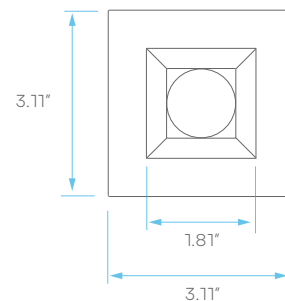
5  
YEAR  
WARRANTY



CUTOUT: Ø 2.83"



ROUND TRIM REPLACEMENT



SQUARE TRIM REPLACEMENT

## ELECTRICAL

		MODEL	DESCRIPTION	POWER	INPUT VOLTS	EFFICACY	FLOOD	LIFETIME	COST/YR
2"	38°	LR25020	LED/DLMD2HO/5CCT/D/FL	15	120V	66	38°	50,000	\$ 1.80
	60°	LR25021	LED/DLMD2HO/5CCT/D/WFL	15	120V	66	60°	50,000	\$ 1.80

## PHOTOMETRIC

MODEL	DESCRIPTION	COLOR (CCT)	TEMP	LUMEN	CRI	ETL LISTED	PLATE (KNOCKOUT)
LR25020	LED/DLMD2HO/5CCT/D/FL	2700K/3000K/3500K/4000K/5000K	CCT SELECT	1000	90	YES	LR41004 (#1)
LR25021	LED/DLMD2HO/5CCT/D/WFL	2700K/3000K/3500K/4000K/5000K	CCT SELECT	1000	90	YES	LR41004 (#1)


## INTERCHANGEABLE TRIMS



LR25022



LR25024



LR25025



LR25026

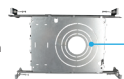
	MODEL	DESCRIPTION	FINISH
2"	LR25022	LED/DLMD2/TRIM/RD/WT	ROUND SMOOTH WHITE
	LR25024	LED/DLMD2/TRIM/SQ/WT	SQUARE SMOOTH WHITE
	LR25025	LED/DLMD2/TRIM/RD/BK	ROUND SMOOTH BLACK
	LR25026	LED/DLMD2/TRIM/SQ/BK	SQUARE SMOOTH BLACK

COMPATIBLE WITH:

**LR35126**  
Emergency LED Driver



**LR41004**  
New Construction Mounting Plate



**KNOCKOUT SIZE**

#0	Ø2.125" (Ø54 mm)
#1	Ø2.83" (Ø72 mm)
#2	Ø3.75" (Ø95 mm)
#3	Ø5.19" (Ø132 mm)