

## LED SPOTLIGHT-CANLESS DEEP REGRESSED - INTERCHANGEABLE 4"



5 CCT SWITCH  
ON THE BACK



INTERCHANGEABLE TRIM

\*SOLD SEPARATELY

LR24935



CRI  
90

COLOR SELECTABLE

2700K 3000K 3500K 4000K 5000K

PLENUM  
RATED

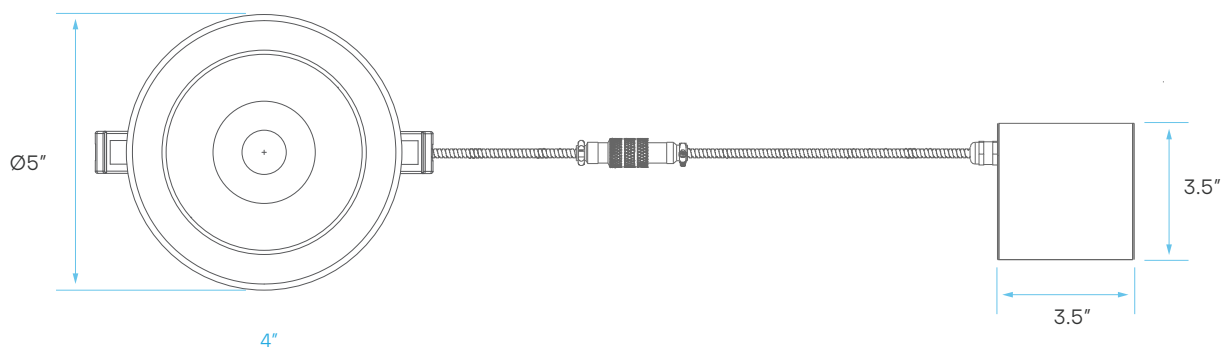
DIMMABLE

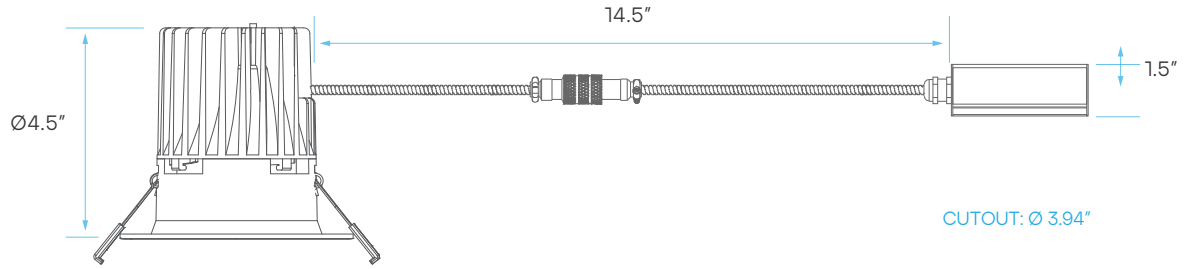
TRIAC

IC  
RATED

WET  
LOCATION  
RATED

5  
YEAR  
WARRANTY





## ELECTRICAL

| MODEL      | DESCRIPTION          | POWER | INPUT VOLTS | EFFICACY | FLOOD | LIFETIME | COST/YR |
|------------|----------------------|-------|-------------|----------|-------|----------|---------|
| 4" LR24930 | LED/DRDL4/5CCT/RD/WT | 18    | 120V        | 83       | 40°   | 50,000   | \$ 2.16 |

## PHOTOMETRIC

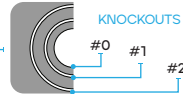

| MODEL   | DESCRIPTION          | COLOR (CCT)                   | TEMP       | LUMEN | CRI | ETL | ENERGY STAR | PLATE (KNOCKOUT) |
|---------|----------------------|-------------------------------|------------|-------|-----|-----|-------------|------------------|
| LR24930 | LED/DRDL4/5CCT/RD/WT | 2700K/3000K/3500K/4000K/5000K | CCT SELECT | 1953  | 90  | YES | YES         | LR41002 (#1)     |

COMPATIBLE WITH:

**LR35123**  
EM LED Driver



**LR41002**  
New Construction Mounting Plate



KNOCKOUTS


KNOCKOUT SIZE

- #0 Ø3.14" (Ø80 mm)
- #1 Ø4.33" (Ø110 mm)
- #2 Ø6.29" (Ø160 mm)

## INTERCHANGEABLE TRIM

\*SOLD SEPARATELY

LR24935



| MODEL         | DESCRIPTION         | FINISH                  |
|---------------|---------------------|-------------------------|
| ROUND LR24935 | LED/DRDL4/TRM/RD/BK | DEEP ROUND SMOOTH BLACK |