

LED SURFACE MOUNT SLIM SERIES

4", 5", 6", 7", 9", 12" - ROUND & SQUARE



4"

6"

9"



3 CCT SWITCH



5"

7"

9"

12"

COMPATIBLE WITH
EM BATTERY BACKUP
LR23646

COMPATIBLE WITH



4-5" CAN ADAPTER
LR23640



6-7" CAN ADAPTER
LR23645

CRI
80

COLOR SELECTABLE

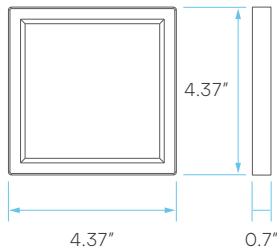
3000K 4000K 5000K

DIMMABLE

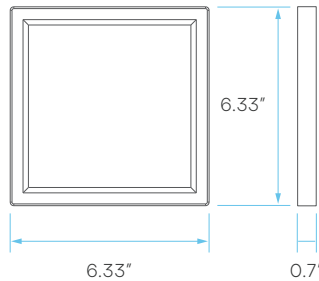
TRIAC

WET
LOCATION
RATED

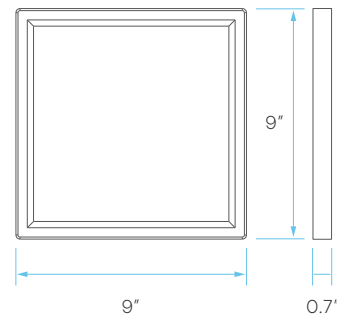
3
YEAR
WARRANTY



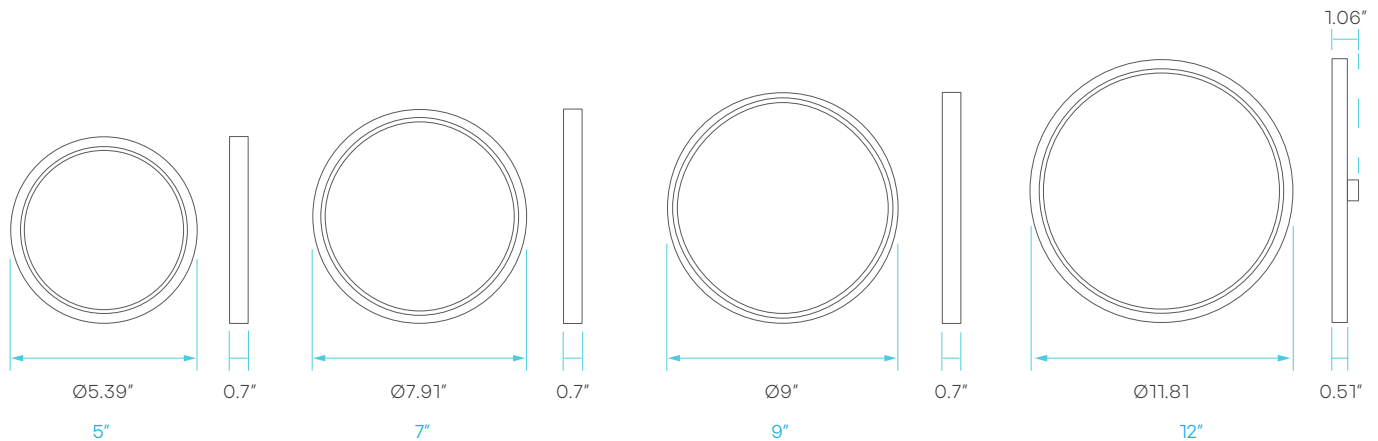
4"



6"



9"



ELECTRICAL

		MODEL	DESCRIPTION	POWER	INPUT VOLTS	EFFICACY	LIFETIME	COST/YR
4"	SQ	LR23591	LED10/SLIM4/3CCT/W/SQ	10	120V	60	50,000	\$ 1.20
5"	RD	LR23590	LED10/SLIM5/3CCT/W/RD	10	120V	60	50,000	\$ 1.20
6"	SQ	LR23593	LED15/SLIM6/3CCT/W/SQ	15	120V	63	50,000	\$ 1.81
7"	RD	LR23592	LED15/SLIM7/3CCT/W/RD	15	120V	67	50,000	\$ 1.81
9"	SQ	LR23595	LED18/SLIM9/3CCT/W/SQ	18	120V	67	50,000	\$ 2.17
	RD	LR23594	LED18/SLIM9/3CCT/W/RD	18	120V	67	50,000	\$ 2.17
12"	RD	LR23673	LED22/SLIM12/3CCT/W/RD	22	120V	82	50,000	\$ 1.81

PHOTOMETRIC

MODEL	DESCRIPTION	COLOR (CCT)	TEMP	LUMEN	FLOOD	CRI	ETL	ENERGY STAR
LR23591	LED10/SLIM4/3CCT/W/SQ	3000K/4000K/5000K	CCT SELECT	600	90°	80	YES	YES
LR23590	LED10/SLIM5/3CCT/W/RD	3000K/4000K/5000K	CCT SELECT	600	90°	80	YES	YES
LR23593	LED15/SLIM6/3CCT/W/SQ	3000K/4000K/5000K	CCT SELECT	900	90°	80	YES	YES
LR23592	LED15/SLIM7/3CCT/W/RD	3000K/4000K/5000K	CCT SELECT	900	90°	80	YES	YES
LR23595	LED18/SLIM9/3CCT/W/SQ	3000K/4000K/5000K	CCT SELECT	1200	90°	80	YES	YES
LR23594	LED18/SLIM9/3CCT/W/RD	3000K/4000K/5000K	CCT SELECT	1200	90°	80	YES	YES
LR23673	LED22/SLIM12/3CCT/W/RD	3000K/4000K/5000K	CCT SELECT	1800	90°	80	YES	YES

CAN ADAPTER

*SOLD SEPARATELY

4-5" CAN ADAPTER

*SOLD SEPARATELY



MODEL	DESCRIPTION	SIZE
LR23640	LED/SLIM4-5/CAN-ADAPTER	4-5"

6-7" CAN ADAPTER

*SOLD SEPARATELY



MODEL	DESCRIPTION	SIZE
LR23645	LED/SLIM6-7/CAN-ADAPTER	6-7"

EMERGENCY BATTERY BACKUP

7" SLIM BRACKET



LR23646

*SOLD SEPARATELY



LR23646B

*SOLD SEPARATELY

MODEL	DESCRIPTION	POWER	MODEL	DESCRIPTION
LR23646	LED15/SLIM7/RD/EMPK	15	LR23646B	LED15/SLIM7/RD/EMPK/EMPTY

TRIM REPLACEMENT



AVAILABLE IN 5", 7", 9"



AVAILABLE IN 4", 6", 9"

	MODEL	DESCRIPTION	FINISH
SQ	4" LR23677	LED10/SLIM4/SQ/TRIM/BK	BLACK
	4" LR23679	LED10/SLIM4/SQ/TRIM/BN	BRUSHED NICKEL
	6" LR23683	LED15/SLIM6/SQ/TRIM/BK	BLACK
		6" LR23685	LED15/SLIM6/SQ/TRIM/BN
	8" LR23689	LED18/SLIM9/SQ/TRIM/BK	BLACK
		8" LR23691	LED18/SLIM9/SQ/TRIM/BN
RD	5" LR23674	LED10/SLIM5/RD/TRIM/BK	BLACK
	5" LR23676	LED10/SLIM5/RD/TRIM/BN	BRUSHED NICKEL
	7" LR23680	LED15/SLIM7/RD/TRIM/BK	BLACK
		7" LR23682	LED15/SLIM7/RD/TRIM/BN
	9" LR23686	LED18/SLIM9/RD/TRIM/BK	BLACK
		9" LR23688	LED18/SLIM9/RD/TRIM/BN