

LED SPOTLIGHT CANLESS GIMBAL 2", 3", 4"



CRI 80

COLOR SELECTABLE

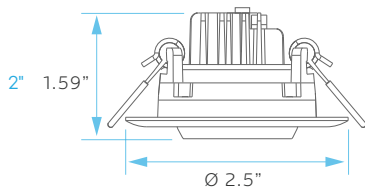


DIMMABLE
TRIAC

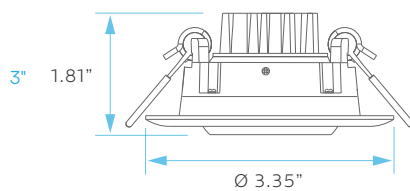
IC RATED

DAMP LOCATION RATED

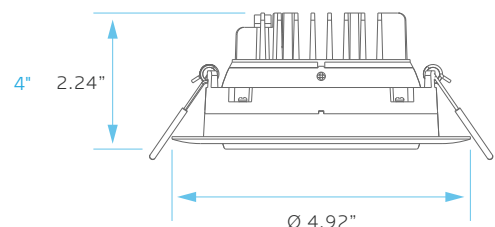
3 YEAR WARRANTY



CUTOUT: 2"



CUTOUT: 2.75"



CUTOUT: 4.25"

ELECTRICAL

		MODEL	DESCRIPTION	POWER	INPUT VOLTS	LUMEN EFFICACY	LIFETIME	COST/YR
2"		LR23236	LED5W/DL2/GB/5CCT/FL	5	120V	80	50,000	\$ 0.60
3"	RD	LR23241	LED8W/DL3/GB/3CCT/RD/BK	8	120V	75	50,000	\$ 0.96
		LR23246	LED8W/DL3/GB/3CCT/FL	8	120V	75	50,000	\$ 0.96
	SQ	LR23250	LED8W/DL3/GB/3CCT/SQ	8	120V	75	50,000	\$ 0.96
4"	RD	LR23255	LED11W/DL4/GB/3CCT/RD	11	120V	91	50,000	\$ 1.32
		LR23257	LED11W/DL4/GB/3CCT/RD/BK	11	120V	91	50,000	\$ 1.32

PHOTOMETRIC

MODEL	DESCRIPTION	COLOR (CCT)	TEMP	LUMEN	CRI	FLOOD	ETL	ENERGY STAR	PLATE (KNOCKOUT)
LR23236	LED5W/DL2/GB/5CCT/FL	2700K/3000K/3500K/4000K/5000K	CCT SELECT	400	80	40°	YES	YES	LR41004 (#0)
LR23241	LED8W/DL3/GB/3CCT/RD/BK	3000K/4000K/5000K	CCT SELECT	600	80	40°	YES		LR41004 (#1)
LR23246	LED8W/DL3/GB/3CCT/FL	3000K/4000K/5000K	CCT SELECT	600	80	40°	YES	YES	LR41004 (#1)
LR23250	LED8W/DL3/GB/3CCT/SQ	3000K/4000K/5000K	CCT SELECT	600	80	40°	YES	YES	LR41004 (#1)
LR23255	LED11W/DL4/GB/3CCT/RD	3000K/4000K/5000K	CCT SELECT	1000	80	40°	YES	YES	LR41002 (#1)
LR23257	LED11W/DL4/GB/3CCT/RD/BK	3000K/4000K/5000K	CCT SELECT	1000	80	40°	YES		LR41002 (#1)

COMPATIBLE WITH:

LR35126
Emergency LED Driver



LR41002
New Construction Mounting Plate




KNOCKOUTS



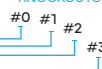
KNOCKOUT SIZE

- #0 Ø3.14" (Ø80 mm)
- #1 Ø4.33" (Ø110 mm)
- #2 Ø6.29" (Ø160 mm)

LR41004
New Construction Mounting Plate



KNOCKOUTS



KNOCKOUT SIZE

- #0 Ø2.125" (Ø54 mm)
- #1 Ø2.83" (Ø72 mm)
- #2 Ø3.75" (Ø95 mm)
- #3 Ø5.19" (Ø132 mm)