

Relief Cream 2.5oz

Batch ID:	2303-73-1	Test ID:	T000240534
Matrix:	Finished Product	Received:	04/05/2023 @ 09:58 AM
Test:	Microbial Contaminants	Started:	4/5/2023
Methods:	TM25 (PCR) TM24, TM26, TM27 (Culture Plating)	Reported:	4/19/2023

MICROBIAL CONTAMINANTS

Contaminant	Method	LOD	Quantitation Range	Result
Total Yeast and Mold*	TM-24 Culture Plating	10 ¹ CFU/g	2.0x10 ² - 3.0x10 ⁴ CFU/g	None Detected
Total Aerobic Count*	TM-26 Culture Plating	10 ² CFU/g	2.0x10 ³ - 3.0x10 ⁵ CFU/g	None Detected
Total Coliforms*	TM-27 Culture Plating	10 ¹ CFU/g	2.0x10 ² - 3.0x10 ⁴ CFU/g	None Detected
STEC	TM-25 PCR	10 ⁰ CFU/g	N/A	Absent
Salmonella	TM-25 PCR	10 ⁰ CFU/g	N/A	Absent

* Values recorded in scientific notation, a common microbial practice of expressing numbers that are too large to be conveniently written in decimal form.

Examples: 10² = 100 CFU
10³ = 1,000 CFU
10⁴ = 10,000 CFU
10⁵ = 100,000 CFU


NOTES:


Free from visual mold, mildew, and foreign matter

DEFINITIONS:

CFU/g = Colony Forming Units per gram | LOD = Limit of Detection | STEC = Shiga toxin-producing E. coli
LLOQ = Lower Limit of Quantitation | ULOQ = Upper Limit of Quantitation

FINAL APPROVAL


Brett Hudson
4/8/2023
11:33:00 AM


Brianne Maillot
4/19/2023
3:58:00 PM

PREPARED BY / DATE

APPROVED BY / DATE

Testing results are based solely upon the sample submitted to SC Laboratories, Inc. SC Laboratories, Inc warrants that all analytical work is conducted professionally in accordance with all applicable standard laboratory practices using validated methods. Data was generated using an unbroken chain of comparison to NIST traceable Reference Standards and Certified Reference Materials. All decision rulings are in accordance with the MED and results uploaded to METRC. This report may not be reproduced, except in full, without the written approval of SC Laboratories, Inc. ISO/IEC 17025:2017 Accredited A2LA Certificate Number 4329.01



Certificate #4329.03

Prepared for:

CWB HOLDINGS, INC

Relief Cream


Batch ID or Lot Number: P2303-000000054	Test: Potency	Reported: 3/28/23	Location: 700 Tech Ct. Louisville, CO 80027
---	-------------------------	-----------------------------	---


Matrix: Concentrate	Test ID: T000239636	Started: 3/27/23	USDA License: N/A
------------------------	------------------------	---------------------	----------------------

Status: Active	Method: TM14 (HPLC-DAD): Potency - Broad Spectrum Analysis, 0.01% THC	Received: 03/24/2023 @ 11:24 AM	Sampler ID: N/A
-------------------	--	------------------------------------	--------------------

CANNABINOID PROFILE

Compound	LOD (%)	LOQ (%)	Result (%)	Result (mg/g)	Notes
Delta 9-Tetrahydrocannabinolic acid (THCA-A)	0.003	0.008	ND	ND	Total THC is 8.96mg per 28g container.
Delta 9-Tetrahydrocannabinol (Delta 9THC)	0.003	0.009	0.032	0.32	
Cannabidiolic acid (CBDA)	0.020	0.054	ND	ND	Total THC is 22.72mg per 71g container.
Cannabidiol (CBD)	0.019	0.053	1.312	13.12	
Delta 8-Tetrahydrocannabinol (Delta 8THC)	0.019	0.056	ND	ND	
Cannabinolic Acid (CBNA)	0.011	0.032	ND	ND	
Cannabinol (CBN)	0.005	0.015	<LOQ	<LOQ	
Cannabigerolic acid (CBGA)	0.016	0.047	ND	ND	
Cannabigerol (CBG)	0.004	0.011	0.019	0.19	
Tetrahydrocannabivarinic Acid (THCVA)	0.014	0.040	ND	ND	
Tetrahydrocannabivarin (THCV)	0.004	0.010	ND	ND	
Cannabidivarinic Acid (CBDVA)	0.008	0.023	ND	ND	
Cannabidivarin (CBDV)	0.005	0.012	ND	ND	
Cannabichromenic Acid (CBCA)	0.006	0.018	ND	ND	
Cannabichromene (CBC)	0.007	0.020	0.058	0.58	
Total Cannabinoids			1.421	14.21	
Total Potential THC**			0.032	0.32	
Total Potential CBD**			1.312	13.12	

Prepared by: 
Sam Smith
28-Mar-23
8:52 AM

Approved by: 
Karen Winternheimer
28-Mar-23
8:56 AM

PREPARED BY / DATE

APPROVED BY / DATE

Definitions

% = % (w/w) = Percent (Weight of Analyte / Weight of Product)
 ** Total Potential THC/CBD is calculated using the following formulas to take into account the loss of a carboxyl group during decarboxylation step.
 Total THC = THC + (THCa *(0.877)) and
 Total CBD = CBD + (CBDa *(0.877))
 Total Cannabinoids result reflects the absolute sum of all cannabinoids detected.
 ND = None Detected (Defined by Dynamic Range of the method)

Testing results are based solely upon the sample submitted to SC Laboratories, Inc. SC Laboratories, Inc warrants that all analytical work is conducted professionally in accordance with all applicable standard laboratory practices using validated methods. Data was generated using an unbroken chain of comparison to NIST traceable Reference Standards and Certified Reference Materials. All decision rulings are in accordance with the MED and results uploaded to METRC. This report may not be reproduced, except in full, without the written approval of SC Laboratories, Inc. ISO/IEC 17025:2017 Accredited A2LA Certificate Number 4329.01



Certificate #4329.02

Certificate of Analysis

Charlotte's Web, Inc.

700 Tech Court
Louisville Colorado 80027 United States

Sample Name:	P2303-00000054	Eurofins Sample:	12767860
Project ID	CHARLO_WEB-20230323-0069	Receipt Date	24-Mar-2023
PO Number	QC 325	Receipt Condition	Ambient temperature
Description	Relief Cream	Login Date	23-Mar-2023
		Date Started	26-Mar-2023
		Sampled	Sample results apply as received
		Number Composited	2
		Online Order	901-2023-E017426

Analysis	Result
----------	--------

Glyphosate and AMPA

Glyphosate	<100 ng/g
AMPA	<100 ng/g

Analysis	Limit	Result	Pass/Fail
----------	-------	--------	-----------

BCC - Residual Solvent Analysis in Cannabis and Hemp Matrices

Category I Residual Solvent or Processing Chemical

1,2-Dichloroethane	1.0 ppm	<1.0 ppm	Pass
Benzene	1.0 ppm	<1.0 ppm	Pass
Chloroform	1.0 ppm	<1.0 ppm	Pass
Ethylene Oxide	25.0 ppm	<25.0 ppm	Pass
Methylene Chloride	1.0 ppm	<1.0 ppm	Pass
Trichloroethylene	1.0 ppm	<1.0 ppm	Pass

The BCC limit of 1 ppm for Ethylene Oxide is not achieved by this method. Reporting limit of 25 ppm is the limit recommended by the AOAC CASP.

Category II Residual Solvent or Processing Chemical

Isopropal Alcohol	5000 ppm	<500 ppm	Pass
Acetone	5000 ppm	<222 ppm	Pass
Acetonitrile	410 ppm	<200 ppm	Pass
Ethanol	5000 ppm	<1000 ppm	Pass
Ethyl Acetate	5000 ppm	<554 ppm	Pass
Ethyl Ether	5000 ppm	<553 ppm	Pass
Methanol	3000 ppm	<500 ppm	Pass
Butane	5000 ppm	<500 ppm	Pass
Heptane	5000 ppm	<50.0 ppm	Pass
Hexane	290 ppm	<30.0 ppm	Pass
Pentane	5000 ppm	<25.0 ppm	Pass
Propane	5000 ppm	<1000 ppm	Pass
Toluene	890 ppm	<90.0 ppm	Pass
Xylenes (ortho-, meta-, para-)	2170 ppm	<160 ppm	Pass

Certificate of Analysis

Charlotte's Web, Inc.

700 Tech Court
Louisville Colorado 80027 United States

Sample Name:	P2303-00000054	Eurofins Sample:	12767860
Project ID	CHARLO_WEB-20230323-0069	Receipt Date	24-Mar-2023
PO Number	QC 325	Receipt Condition	Ambient temperature
Description	Relief Cream	Login Date	23-Mar-2023
		Date Started	26-Mar-2023
		Sampled	Sample results apply as received
		Number Composited	2
		Online Order	901-2023-E017426

Analysis	Limit	Result	Pass/Fail
BCC - Residual Solvent Analysis in Cannabis and Hemp Matrices			
The Pass/Fail reporting designations are relative to the limits set forth by the Bureau of Cannabis Control, Title 16, Division 42.		-	
Summed Group 1 (Butanes)			
Isobutane (2-Methylpropane)		<500 ppm	
Summed Group 2 (Heptanes)			
2,2,3-Trimethylbutane		<50.0 ppm	
2,3-Dimethylpentane		<50.0 ppm	
2,4-Dimethylpentane		<50.0 ppm	
2-Methylhexane		<50.0 ppm	
3,3-Dimethylpentane		<50.0 ppm	
3-Ethylpentane		<50.0 ppm	
3-Methylhexane		<50.0 ppm	
Summed Group 3 (Petroleum Ether)			
2,2-Dimethylbutane		<25.0 ppm	
2,3-Dimethylbutane		<25.0 ppm	
2-Methylpentane		<25.0 ppm	
3-Methylpentane		<25.0 ppm	
Summed Group 4 (Xylenes)			
Xylenes-1 (Ethylbenzene)		<40.0 ppm	
Multi-Residue Analysis for hemp products - BCC Pesticide List			
Abamectin	0.3 mg/kg	<0.30 mg/kg	Pass
Acephate	5 mg/kg	<0.10 mg/kg	Pass
Acequinocyl	4 mg/kg	<1.0 mg/kg	Pass
Acetamiprid	5 mg/kg	<0.10 mg/kg	Pass
Aldicarb	0.1 mg/kg	<0.10 mg/kg	Pass
Aldicarb sulfone (Aldoxycarb)	0.1 mg/kg	<0.10 mg/kg	Pass
Aldicarb sulfoxide	0.1 mg/kg	<0.10 mg/kg	Pass
Azoxystrobin	40 mg/kg	<0.10 mg/kg	Pass
Bifenazate	5 mg/kg	<0.10 mg/kg	Pass

Certificate of Analysis

Charlotte's Web, Inc.

700 Tech Court
Louisville Colorado 80027 United States

Sample Name:	P2303-00000054	Eurofins Sample:	12767860
Project ID	CHARLO_WEB-20230323-0069	Receipt Date	24-Mar-2023
PO Number	QC 325	Receipt Condition	Ambient temperature
Description	Relief Cream	Login Date	23-Mar-2023
		Date Started	26-Mar-2023
		Sampled	Sample results apply as received
		Number Composited	2
		Online Order	901-2023-E017426

Analysis	Limit	Result	Pass/Fail
Multi-Residue Analysis for hemp products - BCC Pesticide List			
Bifenthrin	0.5 mg/kg	<0.10 mg/kg	Pass
Boscalid	10 mg/kg	<0.10 mg/kg	Pass
Captan	5 mg/kg	<0.20 mg/kg	Pass
Carbaryl	0.5 mg/kg	<0.10 mg/kg	Pass
Carbofuran	0.1 mg/kg	<0.10 mg/kg	Pass
Carbofuran-3-hydroxy-	0.1 mg/kg	<0.10 mg/kg	Pass
Chlorantraniliprole	40 mg/kg	<0.10 mg/kg	Pass
Chlordane, cis-	0.1 mg/kg	<0.10 mg/kg	Pass
Chlordane, trans-	0.1 mg/kg	<0.10 mg/kg	Pass
Chlorfenapyr	0.1 mg/kg	<0.10 mg/kg	Pass
Chlorpyrifos	0.1 mg/kg	<0.10 mg/kg	Pass
Clofentezine	0.5 mg/kg	<0.10 mg/kg	Pass
Coumaphos	0.1 mg/kg	<0.10 mg/kg	Pass
Cyfluthrin	1 mg/kg	<0.10 mg/kg	Pass
Cypermethrin	1 mg/kg	<0.10 mg/kg	Pass
Diazinon	0.2 mg/kg	<0.10 mg/kg	Pass
Dichlorvos	0.1 mg/kg	<0.10 mg/kg	Pass
Dimethoate	0.1 mg/kg	<0.10 mg/kg	Pass
Dimethomorph	20 mg/kg	<0.10 mg/kg	Pass
Ethoprophos	0.1 mg/kg	<0.10 mg/kg	Pass
Etofenprox	0.1 mg/kg	<0.10 mg/kg	Pass
Etoxazole	1.5 mg/kg	<0.10 mg/kg	Pass
Fenoxycarb	0.1 mg/kg	<0.10 mg/kg	Pass
Fenpyroximate	2 mg/kg	<0.10 mg/kg	Pass
Fipronil	0.1 mg/kg	<0.10 mg/kg	Pass
Fipronil desulfinyl	0.1 mg/kg	<0.10 mg/kg	Pass
Fipronil sulfone	0.1 mg/kg	<0.10 mg/kg	Pass
Fonicamid	2 mg/kg	<0.10 mg/kg	Pass
Fludioxonil	30 mg/kg	<0.10 mg/kg	Pass

Certificate of Analysis

Charlotte's Web, Inc.

700 Tech Court
Louisville Colorado 80027 United States

Sample Name:	P2303-000000054	Eurofins Sample:	12767860
Project ID	CHARLO_WEB-20230323-0069	Receipt Date	24-Mar-2023
PO Number	QC 325	Receipt Condition	Ambient temperature
Description	Relief Cream	Login Date	23-Mar-2023
		Date Started	26-Mar-2023
		Sampled	Sample results apply as received
		Number Composited	2
		Online Order	901-2023-E017426

Analysis	Limit	Result	Pass/Fail
Multi-Residue Analysis for hemp products - BCC Pesticide List			
Hexythiazox	2 mg/kg	<0.10 mg/kg	Pass
Imazalil	0.1 mg/kg	<0.10 mg/kg	Pass
Imidacloprid	3 mg/kg	<0.10 mg/kg	Pass
Kresoxim-methyl	1 mg/kg	<0.10 mg/kg	Pass
Malathion	5 mg/kg	<0.10 mg/kg	Pass
Metalaxyl	15 mg/kg	<0.10 mg/kg	Pass
Methiocarb	0.1 mg/kg	<0.10 mg/kg	Pass
Methiocarb sulfone	0.1 mg/kg	<0.10 mg/kg	Pass
Methiocarb sulfoxide	0.1 mg/kg	<0.10 mg/kg	Pass
Methomyl	0.1 mg/kg	<0.10 mg/kg	Pass
Mevinphos	0.1 mg/kg	<0.10 mg/kg	Pass
Myclobutanil	9 mg/kg	<0.10 mg/kg	Pass
Naled	0.5 mg/kg	<0.10 mg/kg	Pass
Oxamyl	0.2 mg/kg	<0.10 mg/kg	Pass
Paclobutrazol	0.1 mg/kg	<0.10 mg/kg	Pass
Methyl parathion	0.1 mg/kg	<0.10 mg/kg	Pass
Pentachloroaniline	0.2 mg/kg	<0.10 mg/kg	Pass
Pentachlorobenzene	0.2 mg/kg	<0.10 mg/kg	Pass
Pentachlorobenzonitrile	0.2 mg/kg	<0.10 mg/kg	Pass
Pentachlorothioanisole	0.2 mg/kg	<0.10 mg/kg	Pass
Permethrin	20 mg/kg	<0.10 mg/kg	Pass
Phosmet	0.2 mg/kg	<0.10 mg/kg	Pass
Piperonylbutoxide	8 mg/kg	<0.10 mg/kg	Pass
Prallethrin	0.4 mg/kg	<0.10 mg/kg	Pass
Propiconazole (sum of isomers)	20 mg/kg	<0.10 mg/kg	Pass
Propoxur	0.1 mg/kg	<0.10 mg/kg	Pass
Pyrethrins	1 mg/kg	<1.0 mg/kg	Pass
Pyridaben	3 mg/kg	<0.10 mg/kg	Pass
Pentachloronitrobenzene	0.2 mg/kg	<0.10 mg/kg	Pass

Certificate of Analysis

Charlotte's Web, Inc.

700 Tech Court
Louisville Colorado 80027 United States

Sample Name:	P2303-00000054	Eurofins Sample:	12767860
Project ID	CHARLO_WEB-20230323-0069	Receipt Date	24-Mar-2023
PO Number	QC 325	Receipt Condition	Ambient temperature
Description	Relief Cream	Login Date	23-Mar-2023
		Date Started	26-Mar-2023
		Sampled	Sample results apply as received
		Number Composited	2
		Online Order	901-2023-E017426

Analysis	Limit	Result	Pass/Fail
Multi-Residue Analysis for hemp products - BCC Pesticide List			
Spinetoram	3 mg/kg	<0.10 mg/kg	Pass
Spinosad	3 mg/kg	<0.10 mg/kg	Pass
Spiromesifen	12 mg/kg	<0.10 mg/kg	Pass
Spirotetramat	13 mg/kg	<0.10 mg/kg	Pass
Spiroxamine	0.1 mg/kg	<0.10 mg/kg	Pass
Tebuconazole	2 mg/kg	<0.10 mg/kg	Pass
Thiacloprid	0.1 mg/kg	<0.10 mg/kg	Pass
Thiamethoxam	4.5 mg/kg	<0.10 mg/kg	Pass
Trifloxystrobin	30 mg/kg	<0.10 mg/kg	Pass
The Pass/Fail reporting designations are relative to the limits set forth by the Bureau of Cannabis Control, Title 16, Division 42.			
Multi-Residue Analysis for hemp products - BCC Pesticides Fenhexamid and Daminoside			
Daminozide	0.1 mg/kg	<0.10 mg/kg	Pass
Fenhexamid	10 mg/kg	<0.10 mg/kg	Pass
The Pass/Fail reporting designations are relative to the limits set forth by the Bureau of Cannabis Control, Title 16, Division 42.			

Method References	Testing Location
BCC - Residual Solvent Analysis in Cannabis and Hemp Matrices (CANN_SOL_S)	Food Integrity Innovation-Madison
Internally Developed Method	6304 Ronald Reagan Ave Madison, WI 53704 USA
Glyphosate and AMPA (GLY_AMPA_S)	Food Integrity Innovation-Madison
Internally developed method.	6304 Ronald Reagan Ave Madison, WI 53704 USA

Certificate of Analysis

Charlotte's Web, Inc.

700 Tech Court
Louisville Colorado 80027 United States

Method References

Testing Location

Multi-Residue Analysis for hemp products - BCC Pesticide List (PEST_HEMP)

Food Integrity Innovation-Madison

6304 Ronald Reagan Ave Madison, WI 53704 USA

Official Methods of Analysis, AOAC Official Method 2007.01, Pesticide Residues in Foods by Acetonitrile Extraction and Partitioning with Magnesium Sulfate, AOAC INTERNATIONAL (modified).

CEN Standard Method EN 15662: Food of plant origin - Determination of pesticide residues using GC-MS and/or LC-MS/MS following acetonitrile extraction/partitioning and clean-up by dispersive SPE - QuEChERS method.

List of the tested pesticides and their limits of quantification (LOQs) are available upon request.

Multi-Residue Analysis for hemp products - BCC Pesticides Fenhexamid and Daminoside (PEST_HEMP)

Food Integrity Innovation-Madison

6304 Ronald Reagan Ave Madison, WI 53704 USA

Official Methods of Analysis, AOAC Official Method 2007.01, Pesticide Residues in Foods by Acetonitrile Extraction and Partitioning with Magnesium Sulfate, AOAC INTERNATIONAL (modified).

CEN Standard Method EN 15662: Food of plant origin - Determination of pesticide residues using GC-MS and/or LC-MS/MS following acetonitrile extraction/partitioning and clean-up by dispersive SPE - QuEChERS method.

List of the tested pesticides and their limits of quantification (LOQs) are available upon request.

Testing Location(s)

Released on Behalf of Eurofins by

Food Integrity Innovation-Madison

Edward Ladwig - President Eurofins Food Chemistry Testing Madison

Eurofins Food Chemistry Testing Madison, Inc.
6304 Ronald Reagan Ave
Madison WI 53704
800-675-8375



2918.01

These results apply only to the items tested. This certificate of analysis shall not be reproduced, except in its entirety, without the written approval of Eurofins. Measurement uncertainty for individual analyses can be obtained upon request.


Prepared for:

Relief Cream
CWB HOLDINGS, INC

Batch ID or Lot Number: P2303-000000054	Test: Metals	Reported: 3/29/23	Location: 700 Tech Ct. Louisville, CO 80027
Matrix: Unit Co	Test ID: T000239637	Started: 3/29/23	USDA License: N/A
Status: Active	Method: TM19 (ICP-MS): Heavy Metals	Received: 03/24/2023 @ 11:24 AM	Sampler ID: N/A

HEAVY METALS DETERMINATION

Compound	Dynamic Range (ppm)	Result (ppm)	Notes
Arsenic	0.046 - 4.58	ND	
Cadmium	0.045 - 4.54	ND	
Mercury	0.046 - 4.56	ND	
Lead	0.045 - 4.53	ND	


 Sam Smith
 29-Mar-23
 2:24 PM

PREPARED BY / DATE


 Karen Winterheimer
 29-Mar-23
 2:26 PM

APPROVED BY / DATE

Definitions

ND = None Detected (Defined by Dynamic Range of the method)

Testing results are based solely upon the sample submitted to Botanacor Laboratories, LLC, in the condition it was received. Botanacor Laboratories, LLC warrants that all analytical work is conducted professionally in accordance with all applicable standard laboratory practices using validated methods. Data was generated using an unbroken chain of comparison to NIST traceable Reference Standards and Certified Reference Materials. This report may not be reproduced, except in full, without the written approval of Botanacor Laboratories, LLC.



Certificate #4329.02

Prepared for:

Relief Cream

CWB HOLDINGS, INC

Batch ID or Lot Number: P2303-000000054	Test: Mycotoxins	Reported: 3/29/23	Location: 700 Tech Ct. Louisville, CO 80027
Matrix: Concentrate	Test ID: T000239638	Started: 3/28/23	USDA License: N/A
Status: Active	Method: TM18 (UHPLC-QQQ LCMS/MS): Mycotoxins	Received: 03/24/2023 @ 11:24 AM	Sampler ID: N/A

MYCOTOXIN DETERMINATION

Compound	Dynamic Range (ppb)	Result (ppb)	Notes
Ochratoxin A	1.8 - 126.4	ND	N/A
Aflatoxin B1	1 - 32.8	ND	
Aflatoxin B2	1 - 32.5	ND	
Aflatoxin G1	1.2 - 32.3	ND	
Aflatoxin G2	1.1 - 32.9	ND	
Total Aflatoxins (B1, B2, G1, and G2)		ND	

Samantha Smith
Sam Smith
29-Mar-23
6:44 AM

PREPARED BY / DATE

K Winterheimer
Karen Winterheimer
29-Mar-23
6:47 AM

APPROVED BY / DATE

Definitions

ND = None Detected (Defined by Dynamic Range of the method)

Testing results are based solely upon the sample submitted to SC Laboratories, Inc. SC Laboratories, Inc warrants that all analytical work is conducted professionally in accordance with all applicable standard laboratory practices using validated methods. Data was generated using an unbroken chain of comparison to NIST traceable Reference Standards and Certified Reference Materials. All decision rulings are in accordance with the MED and results uploaded to METRC. This report may not be reproduced, except in full, without the written approval of SC Laboratories, Inc. ISO/IEC 17025:2017 Accredited A2LA Certificate Number 4329.01



Certificate #4329.02