






Introduction

The Perdix Spring Trap Tunnel Tool has been designed to help users place the trap into a tunnel without touching it. In addition, there's a hook to help remove the safety catch once the trap has been placed in the tunnel.

Instructions



1. Once the trap has been set, hook the trap via the square holes on the side of the trap and place into the tunnel.



2. Once the trap is positioned in the tunnel, hook the safety catch through the round hole in the side of the trap and remove safety as described in the main trap instructions.

