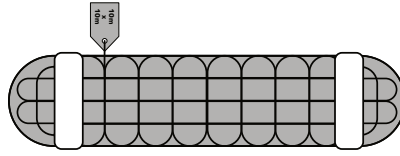


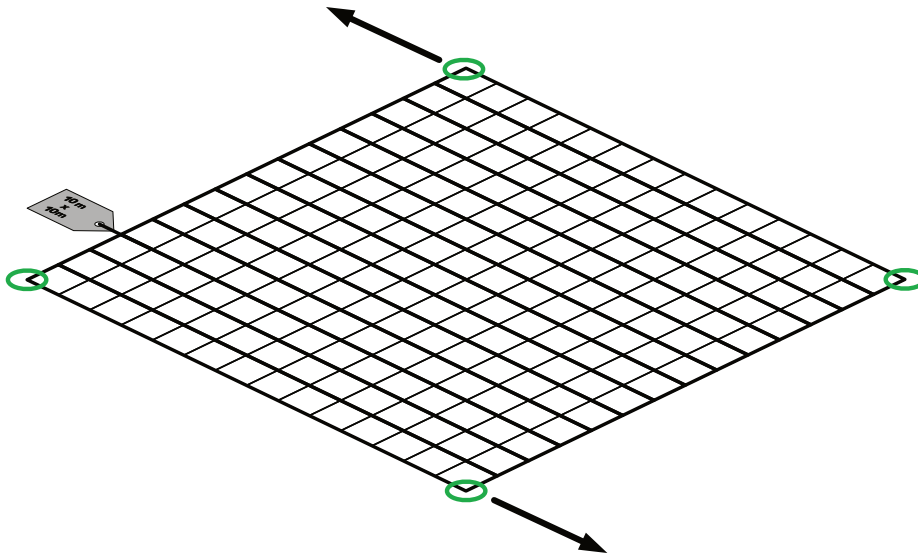
# PERDIX<sup>®</sup> Aviary Netting Unpacking Instructions

Unpack the net from the packaging and carefully remove the ties from the net.

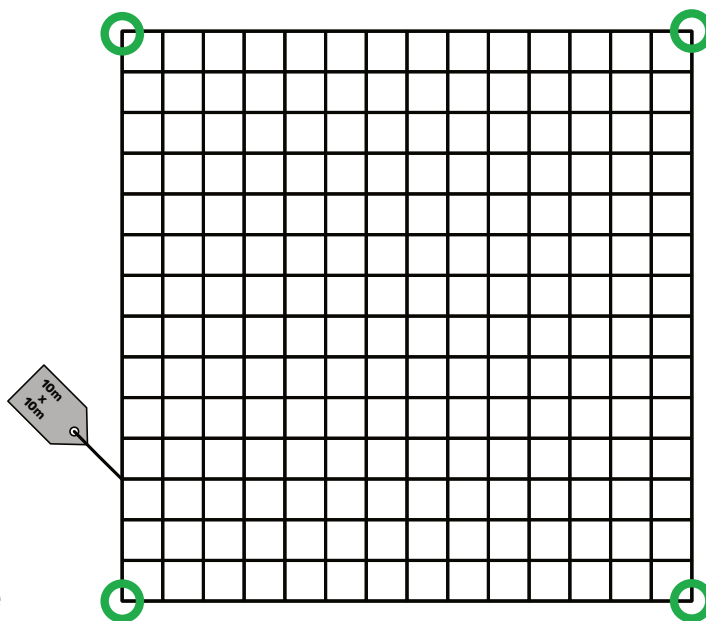


Unfold the net and you will notice four green strings. These mark the four corners of the net. The net will look diamond shaped at this stage due to the way it was packed.

Locate the green strings and pull them into the direction shown to square the net. The label is always along the long side of the net.



This will turn the net into an oblong or square, depending on your order. You can now attach the net, fit along the long side first.



DO NOT attempt to cut the net until you have pulled it square



Visit our site

PERDIX Wildlife Supplies. Unit 1 Hatton Rock Business Park,  
Hatton Rock, Stratford-Upon-Avon, CV37 0BX. UK  
Tel: +44 (0)1789 336123 [www.perdixwildlifesupplies.com](http://www.perdixwildlifesupplies.com)



Please Recycle